



US00D757876S

(12) **United States Design Patent**  
**Boswell, Jr.**

(10) **Patent No.:** **US D757,876 S**

(45) **Date of Patent:** **\*\* \*May 31, 2016**

- (54) **MUZZLE FOR AN AR15 RAIL**
- (71) Applicant: **War Sport Industries, LLC**, Robbins, NC (US)
- (72) Inventor: **Richard Joel Boswell, Jr.**, Robbins, NC (US)
- (73) Assignee: **WSP, LLC**, Robbins, NC (US)
- (\* ) Notice: This patent is subject to a terminal disclaimer.
- (\*\*) Term: **14 Years**
- (21) Appl. No.: **29/502,337**
- (22) Filed: **Sep. 15, 2014**
- (51) **LOC (10) Cl.** ..... **22-01**
- (52) **U.S. Cl.**  
USPC ..... **D22/108**
- (58) **Field of Classification Search**  
USPC ..... D22/108  
CPC ..... F41A 21/34; F41A 21/325; F41A 21/32; F41A 21/28  
See application file for complete search history.

- 2006/0283318 A1\* 12/2006 Beaty ..... F41A 21/28 89/193
- 2009/0064558 A1\* 3/2009 Woroner ..... F41G 11/003 42/90
- 2014/0075800 A1\* 3/2014 Morris, Jr. .... F41A 21/36 42/1.06

\* cited by examiner

*Primary Examiner* — Michael A Pratt  
(74) *Attorney, Agent, or Firm* — Dunlap, Bennett & Ludwig, PLLC

(57) **CLAIM**

The ornamental design for a muzzle for an AR15 rail, as shown and described.

**DESCRIPTION**

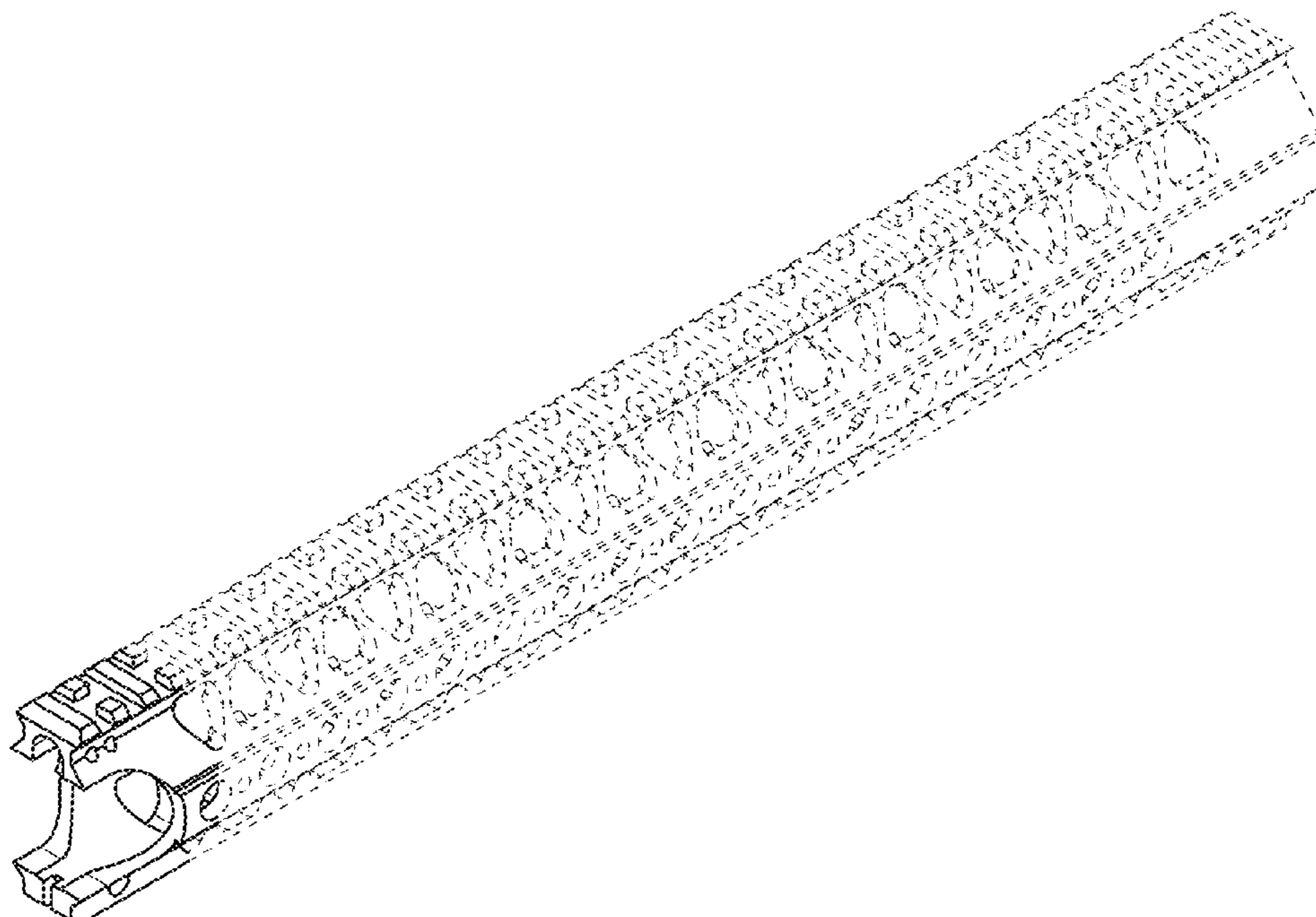
FIG. 1 is a perspective front view of a muzzle for an AR15 rail;  
FIG. 2 is a front elevation view of the muzzle for an AR15 rail;  
FIG. 3 is a rear elevation view of the muzzle for an AR15 rail;  
FIG. 4 is a left side elevation view of the muzzle for an AR15 rail; the right side view being a mirror image thereof;  
FIG. 5 is a top elevation view of the muzzle for an AR15 rail;  
and,  
FIG. 6 is a bottom elevation view of the muzzle for an AR15 rail.  
The portions of the muzzle for an AR15 rail shown in broken lines forms no part of the claimed design.

**1 Claim, 3 Drawing Sheets**

(56) **References Cited**

**U.S. PATENT DOCUMENTS**

- 7,748,306 B1\* 7/2010 Curry ..... F41A 21/28 42/1.06
- D687,508 S \* 8/2013 Peterman ..... D22/108



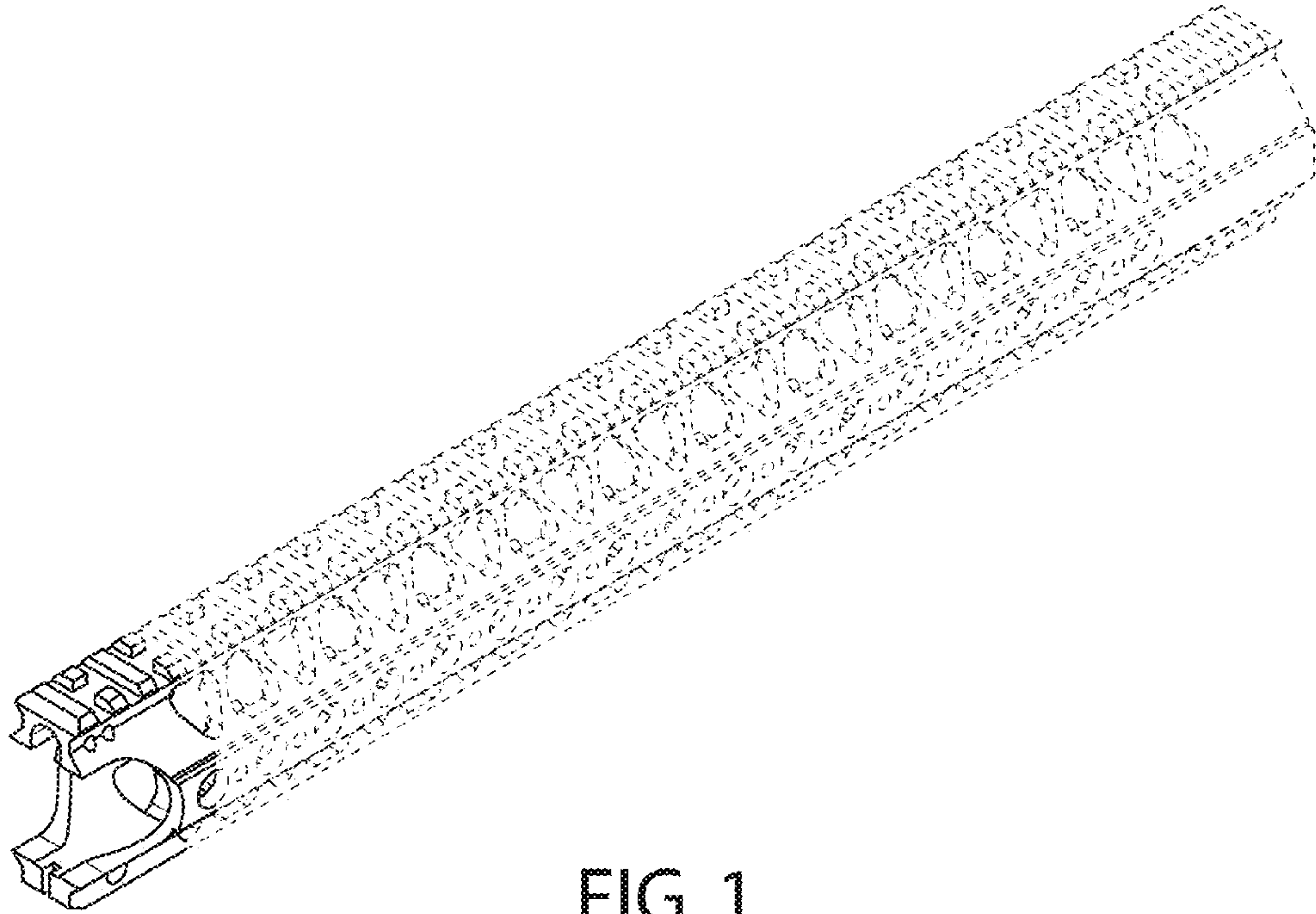


FIG. 1

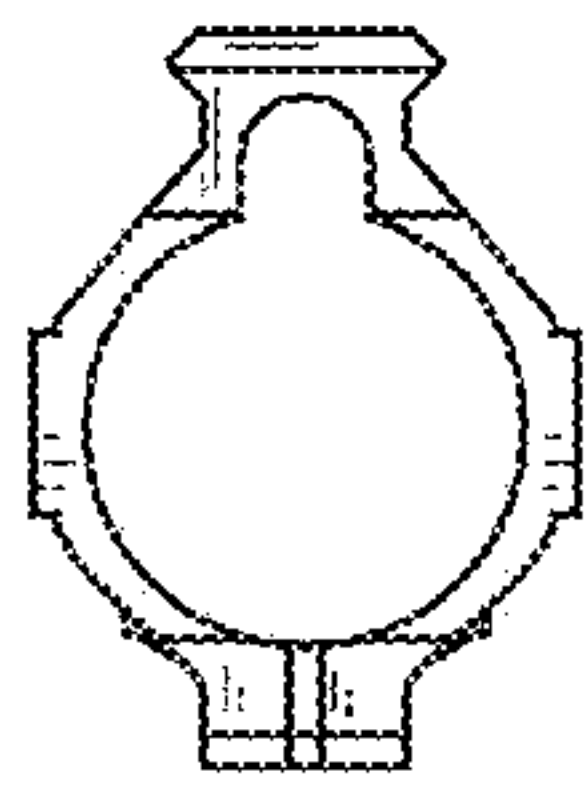


FIG. 2

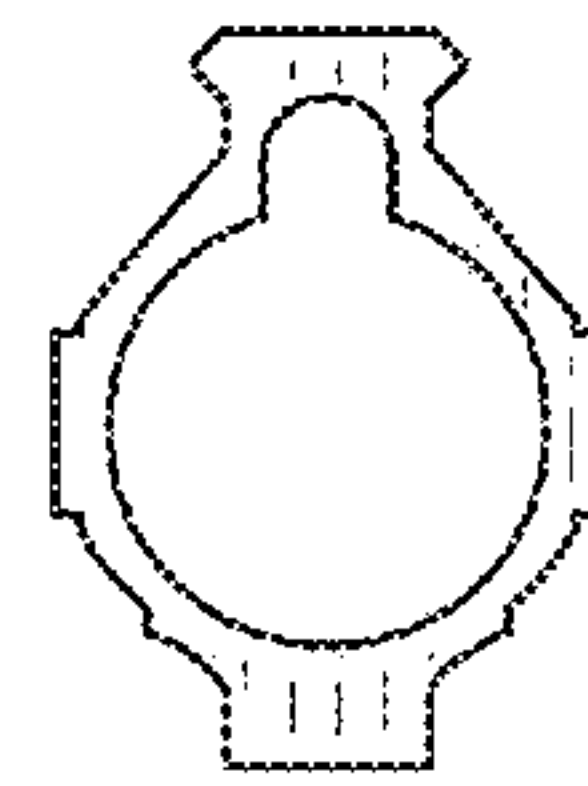


FIG. 3

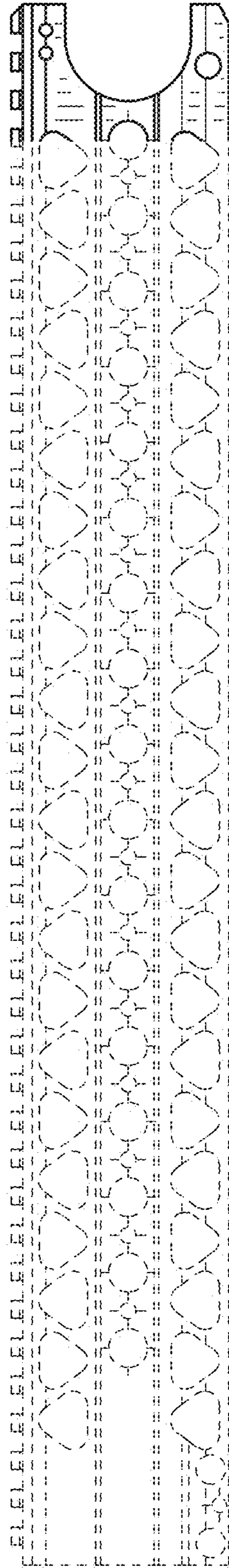


FIG. 4

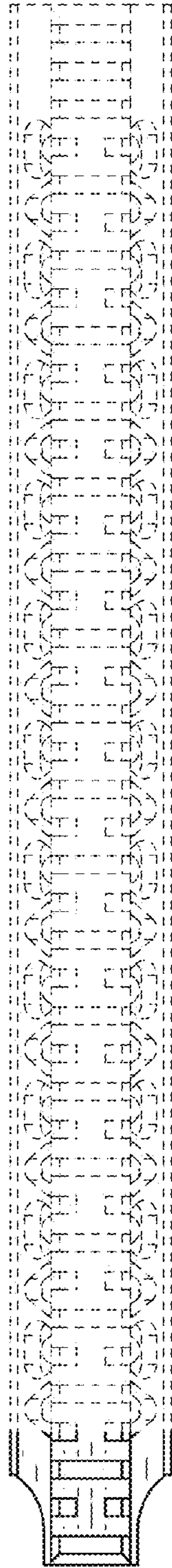


FIG. 5




FIG. 6