



US00D757874S

(12) **United States Design Patent**
Conrad

(10) **Patent No.:** **US D757,874 S**
(45) **Date of Patent:** **** May 31, 2016**

(54) **GOLF CLUB HOLDER**
(71) Applicant: **Ryan Charles Conrad**, Irvine, CA (US)
(72) Inventor: **Ryan Charles Conrad**, Irvine, CA (US)
(**) Term: **14 Years**
(21) Appl. No.: **29/498,284**
(22) Filed: **Aug. 1, 2014**
(51) **LOC (10) Cl.** **21-02**
(52) **U.S. Cl.**
USPC **D21/796**
(58) **Field of Classification Search**
USPC D3/201, 203, 203.5, 204, 205, 206, 217,
D3/221, 229, 218, 227, 232–233, 239,
D3/240–243, 245, 246, 249, 255, 259, 260,
D3/261, 262, 271.12, 289, 301, 303, 318,
D3/323, 327, 328, 900; D8/97, 107, 300,
D8/303, 313, 314, 321; D15/5, 18;
D21/796; D6/552
CPC .. A63B 55/10; A63B 55/408; A63B 2102/32;
A63B 47/00; A63B 47/02; A45C 3/08
See application file for complete search history.

D222,720 S 12/1971 Lapham et al.
D232,449 S 8/1974 Herring
D237,396 S 10/1975 Herring
3,954,239 A 5/1976 Kerbs, Jr.
D284,907 S 8/1986 Wiedeman
5,072,539 A * 12/1991 Greenberg A01K 97/10
211/70.2
5,417,334 A 5/1995 Wu
D360,451 S 7/1995 Levocz et al.
5,474,191 A 12/1995 Bergeron et al.
D384,500 S 10/1997 Muench
6,383,088 B1 5/2002 Kershner
D472,376 S * 4/2003 Wampler D21/796
D472,703 S * 4/2003 Wampler D21/796
D480,870 S 10/2003 Wampler et al.
D659,788 S * 5/2012 VanNostran D21/796
9,038,821 B2 * 5/2015 Proulx A63B 47/002
206/315.2

* cited by examiner

Primary Examiner — Robert M Spear
Assistant Examiner — Eliza Bennett-Hattan
(74) *Attorney, Agent, or Firm* — Knobbe Martens Olson & Bear, LLP

(57) **CLAIM**
The ornamental design for a golf club holder, as shown and described.

(56) **References Cited**

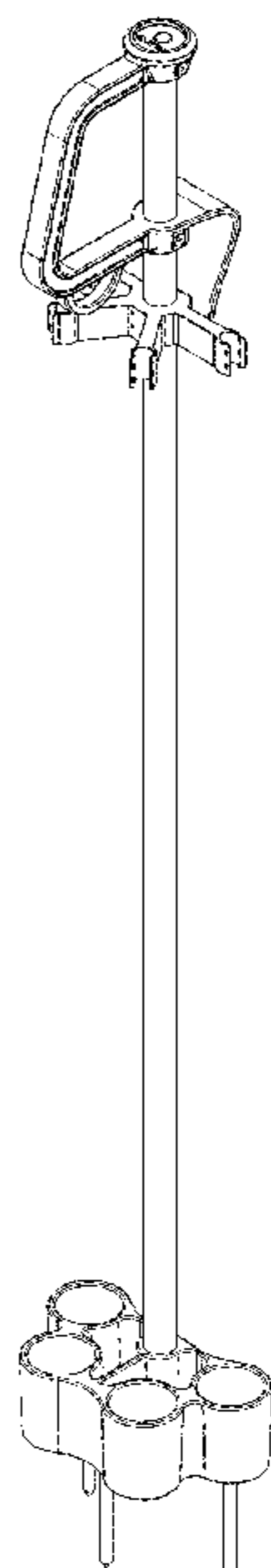
U.S. PATENT DOCUMENTS

699,391 A * 5/1902 Johnson A63B 55/10
206/315.2
2,064,433 A * 12/1936 Kronthal A63B 55/10
211/70.2
2,577,333 A 12/1951 Klum et al.
D186,029 S 9/1959 Sasaki
D200,417 S 2/1965 Miele
3,172,585 A * 3/1965 Mahaney A63B 55/10
294/143
3,219,083 A 11/1965 Asquith

DESCRIPTION

FIG. 1 is a top, front and side perspective view of a golf club holder embodying my new design.
FIG. 2 is a front view thereof.
FIG. 3 is a back view thereof.
FIG. 4 is a side view thereof.
FIG. 5 is a side view thereof
FIG. 6 is a top view thereof; and,
FIG. 7 is a bottom view thereof.

1 Claim, 6 Drawing Sheets



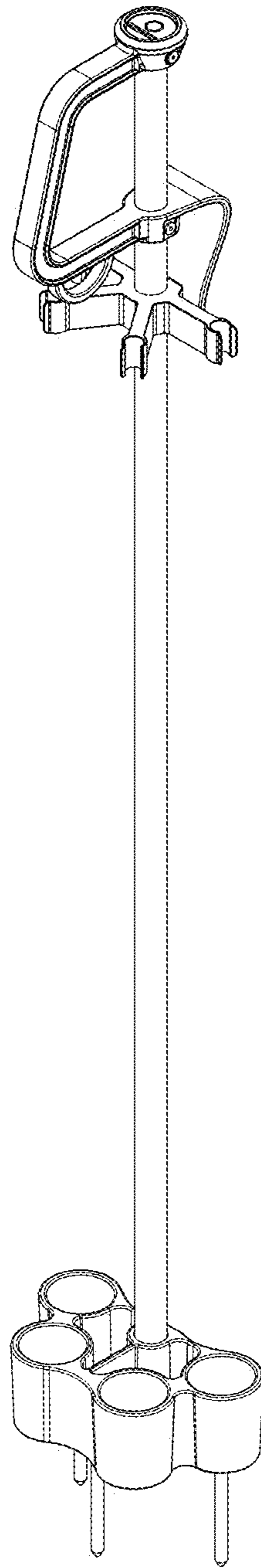


FIG. 1

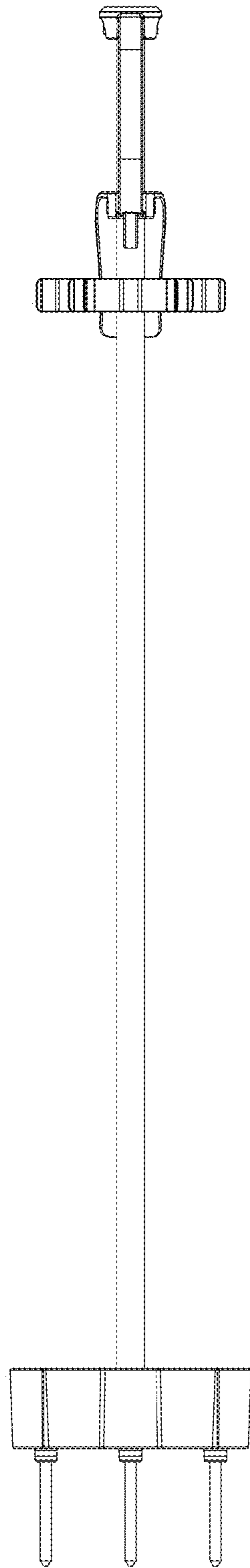


FIG. 2

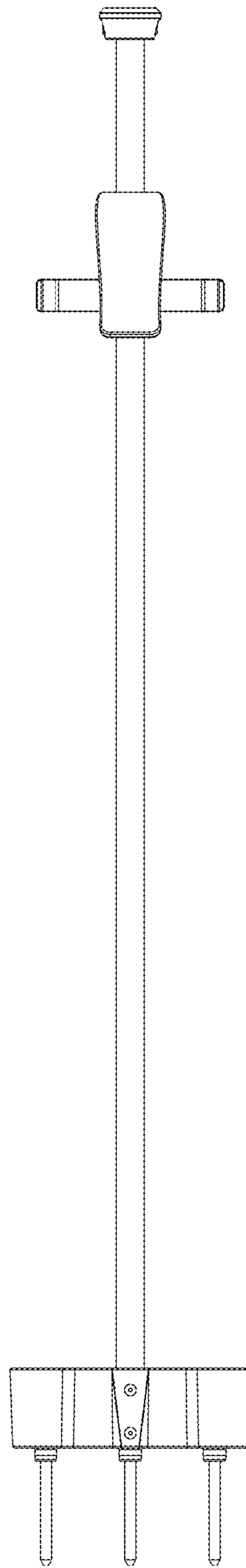


FIG. 3

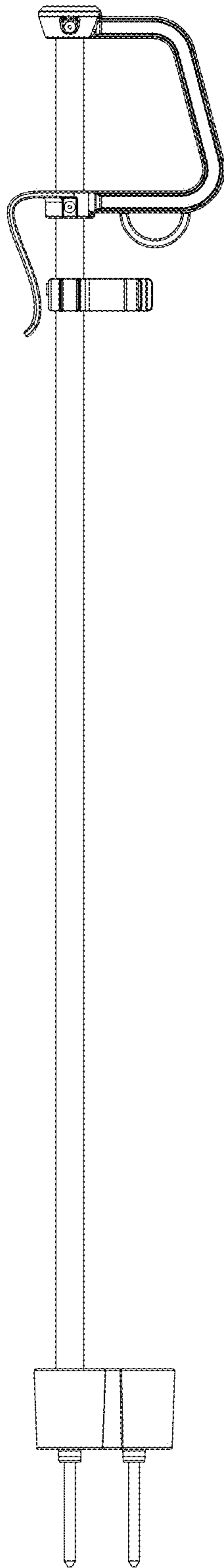


FIG. 4

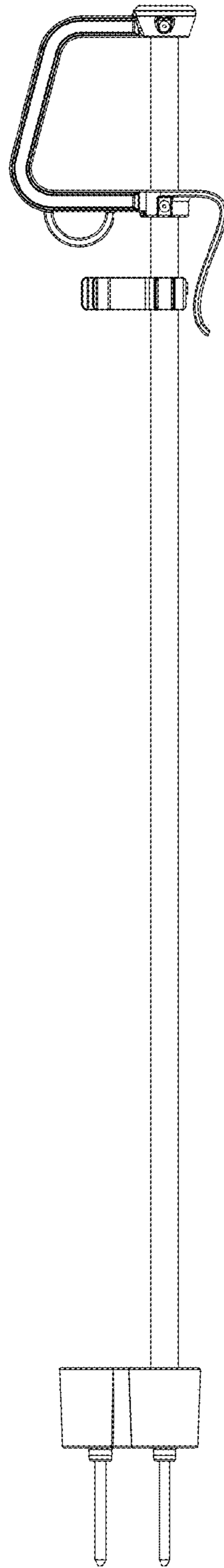


FIG. 5




FIG. 6

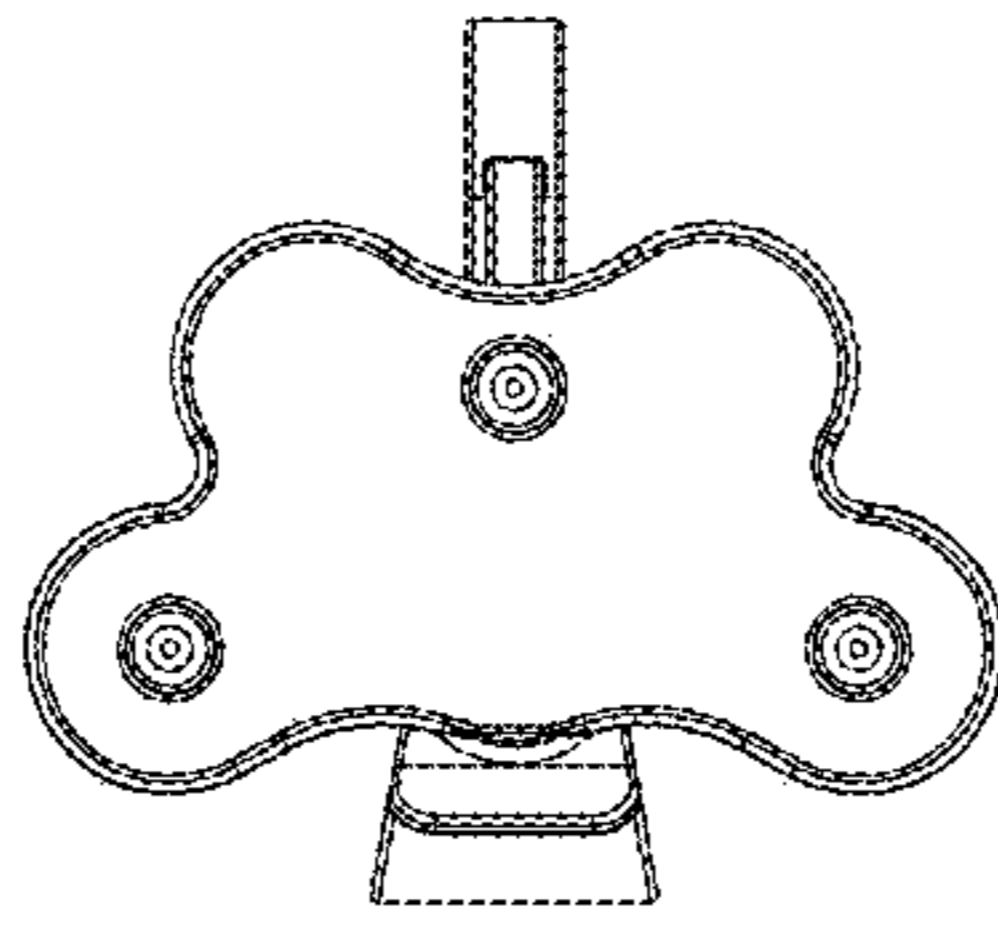


FIG. 7