

US00D757872S

(12) **United States Design Patent**
Takagi et al.

(10) **Patent No.:** **US D757,872 S**
(45) **Date of Patent:** **** May 31, 2016**

- (54) **WOOD GOLF CLUB HEAD**
- (71) Applicant: **Bridgestone Sports Co., Ltd.**, Tokyo (JP)
- (72) Inventors: **Masaya Takagi**, Tokyo (JP); **Takaharu Takechi**, Tokyo (JP); **Tomonori Kitagawa**, Tokyo (JP); **Kozue Wada**, Tokyo (JP); **Hiroshi Takahashi**, Tokyo (JP)
- (73) Assignee: **Bridgestone Sports Co., Ltd.**, Tokyo (JP)
- (**) Term: **14 Years**

D562,422 S *	2/2008	Roberts	D21/759
D562,926 S *	2/2008	Roberts	D21/759
D570,942 S *	6/2008	Chen	D21/759
D570,943 S *	6/2008	Chen	D21/759
D571,425 S *	6/2008	Chen	D21/759
D571,426 S *	6/2008	Chen	D21/759
D571,427 S *	6/2008	Schweigert	D21/759
D586,869 S *	2/2009	Holiman	D21/759
D588,220 S *	3/2009	Ferguson	D21/759
D595,381 S *	6/2009	Waggoner	D21/759
D622,795 S *	8/2010	Furutate	D21/759
D628,257 S *	11/2010	Albertsen	D21/759
D630,278 S *	1/2011	Albertsen	D21/759
D630,696 S *	1/2011	Albertsen	D21/759
D631,119 S *	1/2011	Albertsen	D21/759
D655,363 S *	3/2012	Vrska	D21/759

(Continued)

- (21) Appl. No.: **29/523,429**
- (22) Filed: **Apr. 9, 2015**
- (30) **Foreign Application Priority Data**
Nov. 28, 2014 (JP) 2014-026544
- (51) **LOC (10) Cl.** **21-02**
- (52) **U.S. Cl.**
USPC **D21/759**
- (58) **Field of Classification Search**
USPC D21/733, 752, 759
CPC A63B 53/00; A63B 53/04; A63B 53/0466;
A63B 2053/00; A63B 2053/0445; A63B
2053/0433; A63B 2053/0437; A63B
2053/0491
See application file for complete search history.

(56) **References Cited**
U.S. PATENT DOCUMENTS

D366,508 S *	1/1996	Hutin	D21/752
D397,750 S *	9/1998	Frazetta	D21/733
D405,488 S *	2/1999	Burrows	D21/733
D515,160 S *	2/2006	Smith	D21/759
D552,701 S *	10/2007	Ruggiero	D21/759
D561,286 S *	2/2008	Morales	D21/759

FOREIGN PATENT DOCUMENTS

JP D1511666 S 11/2014

Primary Examiner — Mitchell Siegel

(74) Attorney, Agent, or Firm — Muncy, Geissler, Olds & Lowe, P.C.

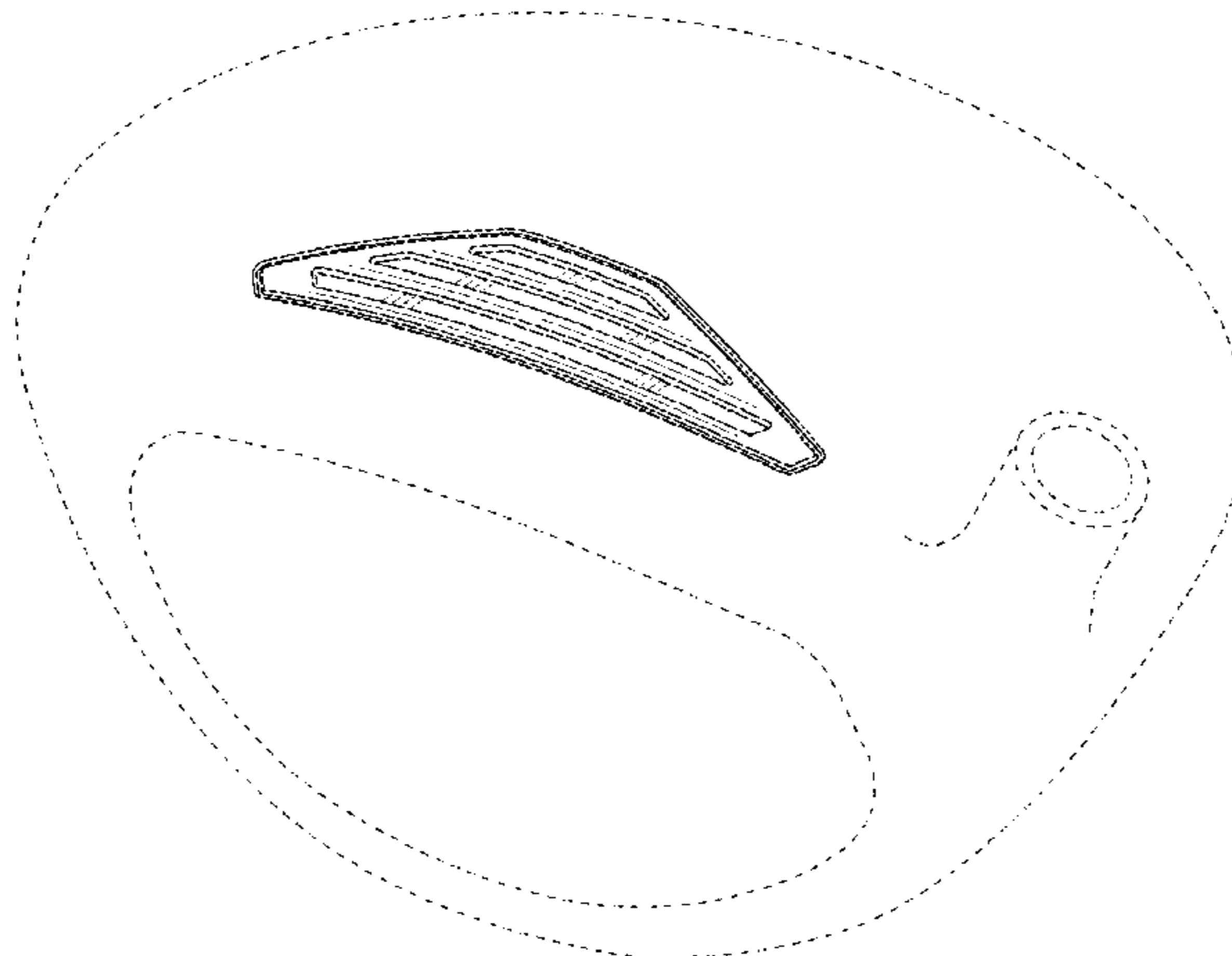
(57) **CLAIM**

The ornamental design for a wood golf club head, as shown and described.

DESCRIPTION

FIG. 1 is a perspective view of the wood golf club head showing our new design;
 FIG. 2 is a front view thereof;
 FIG. 3 is a rear view thereof;
 FIG. 4 is a left side view thereof;
 FIG. 5 is a right side view thereof;
 FIG. 6 is a top view thereof; and
 FIG. 7 is a bottom view thereof; and,
 FIG. 8 is a cross-sectional view taken along line 8-8 in FIG. 2. The broken line showing is for the purpose of illustrating environmental structure and forms no part of the claimed the design.

1 Claim, 6 Drawing Sheets



US D757,872 S

Page 2

(56)

References Cited

U.S. PATENT DOCUMENTS
8,608,587 B2 * 12/2013 Henrikson A63B 53/0466
473/324
D710,467 S * 8/2014 Mirafior, III D21/759

D721,777 S * 1/2015 Chen D21/759
D736,878 S * 8/2015 Roche D21/759
D739,905 S * 9/2015 Stokke D21/759

* cited by examiner

Fig. 1

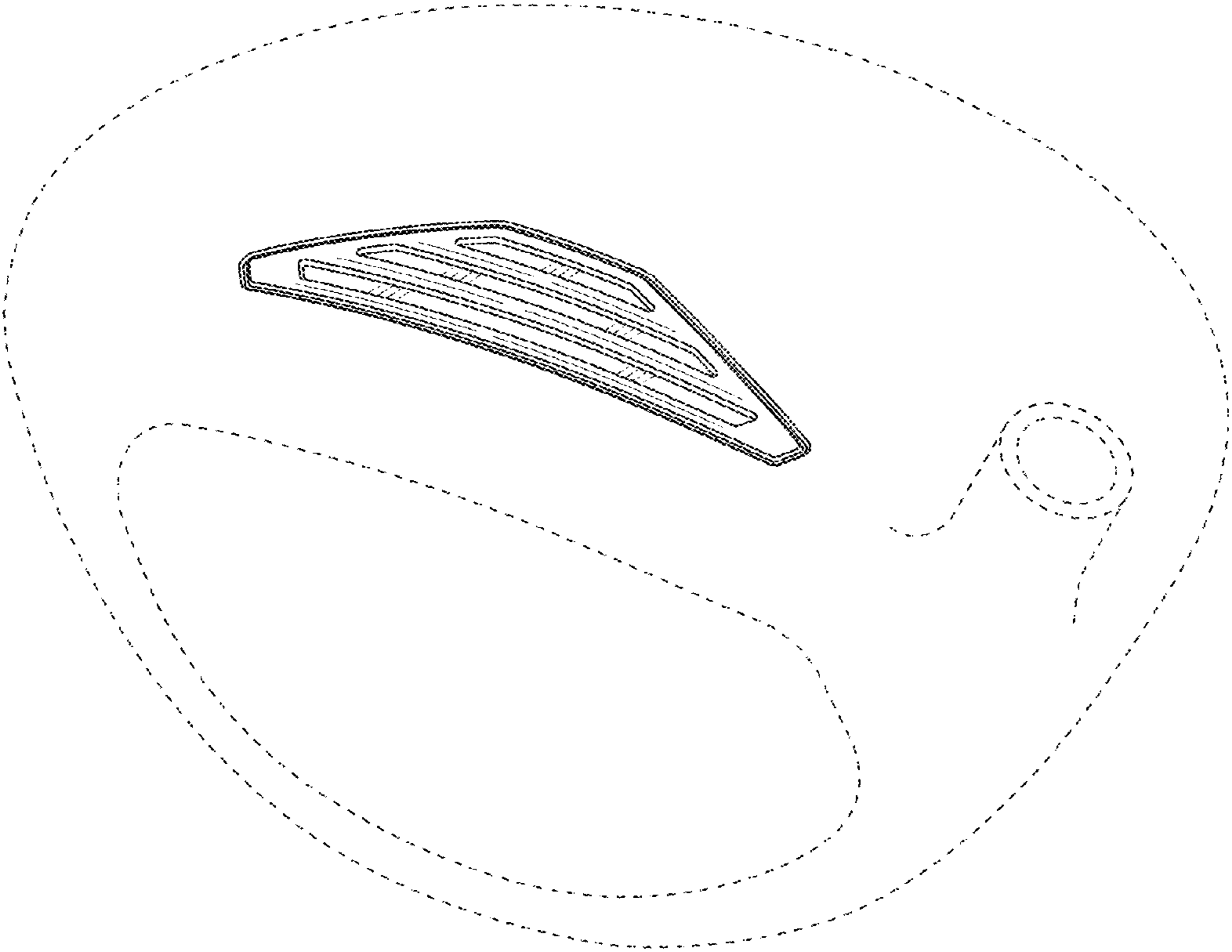


Fig. 2

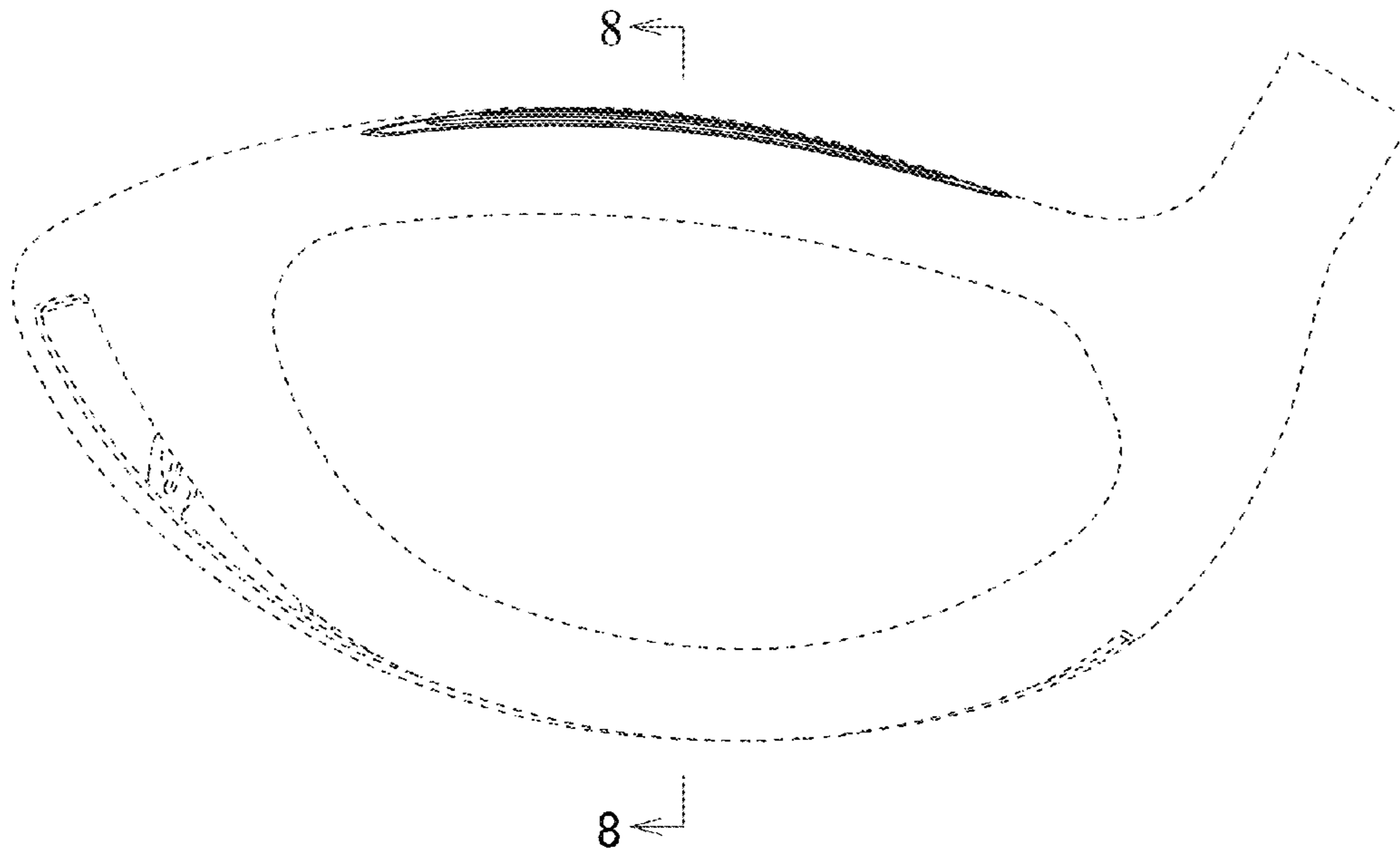


Fig. 3

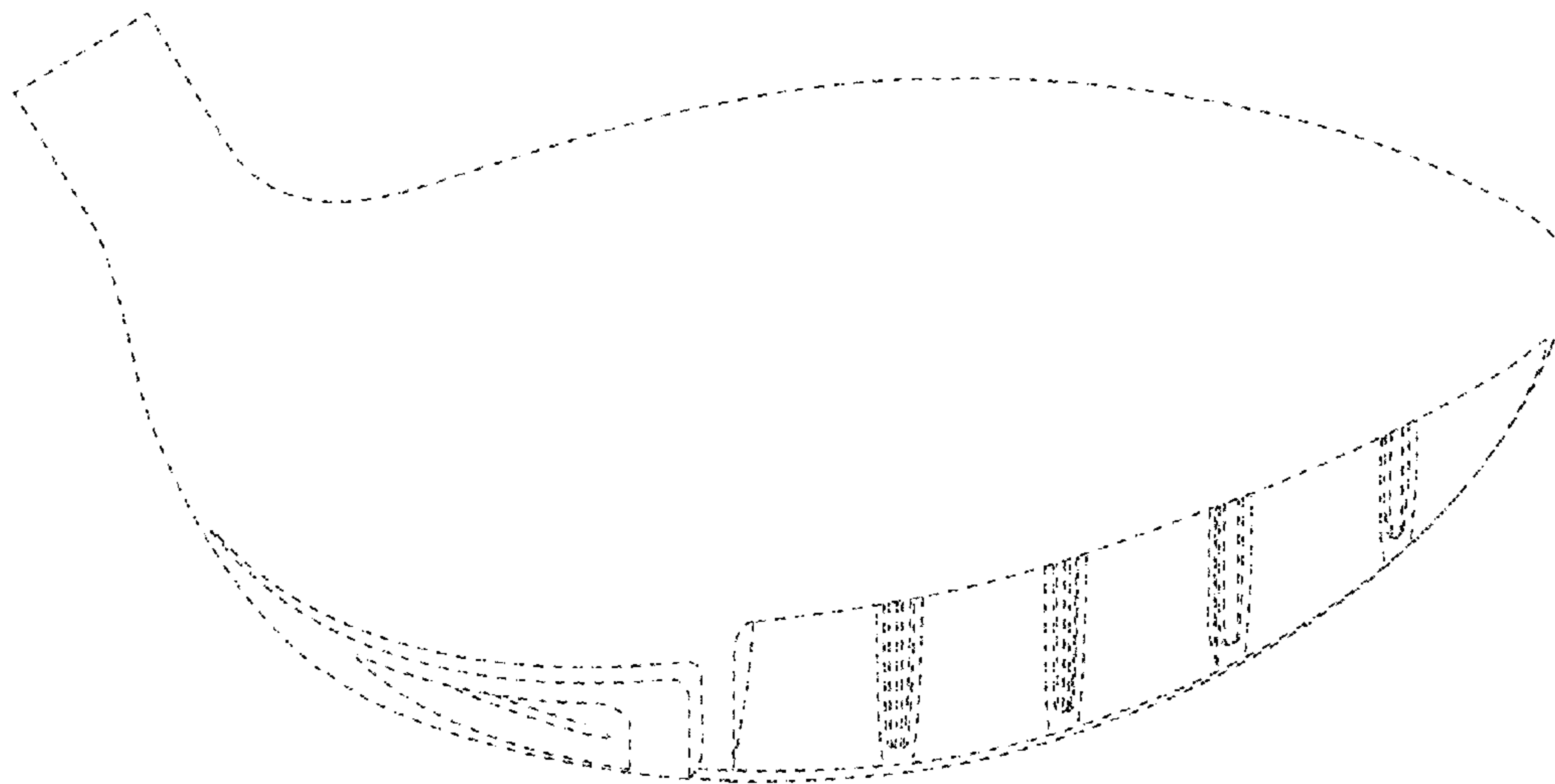


Fig. 4

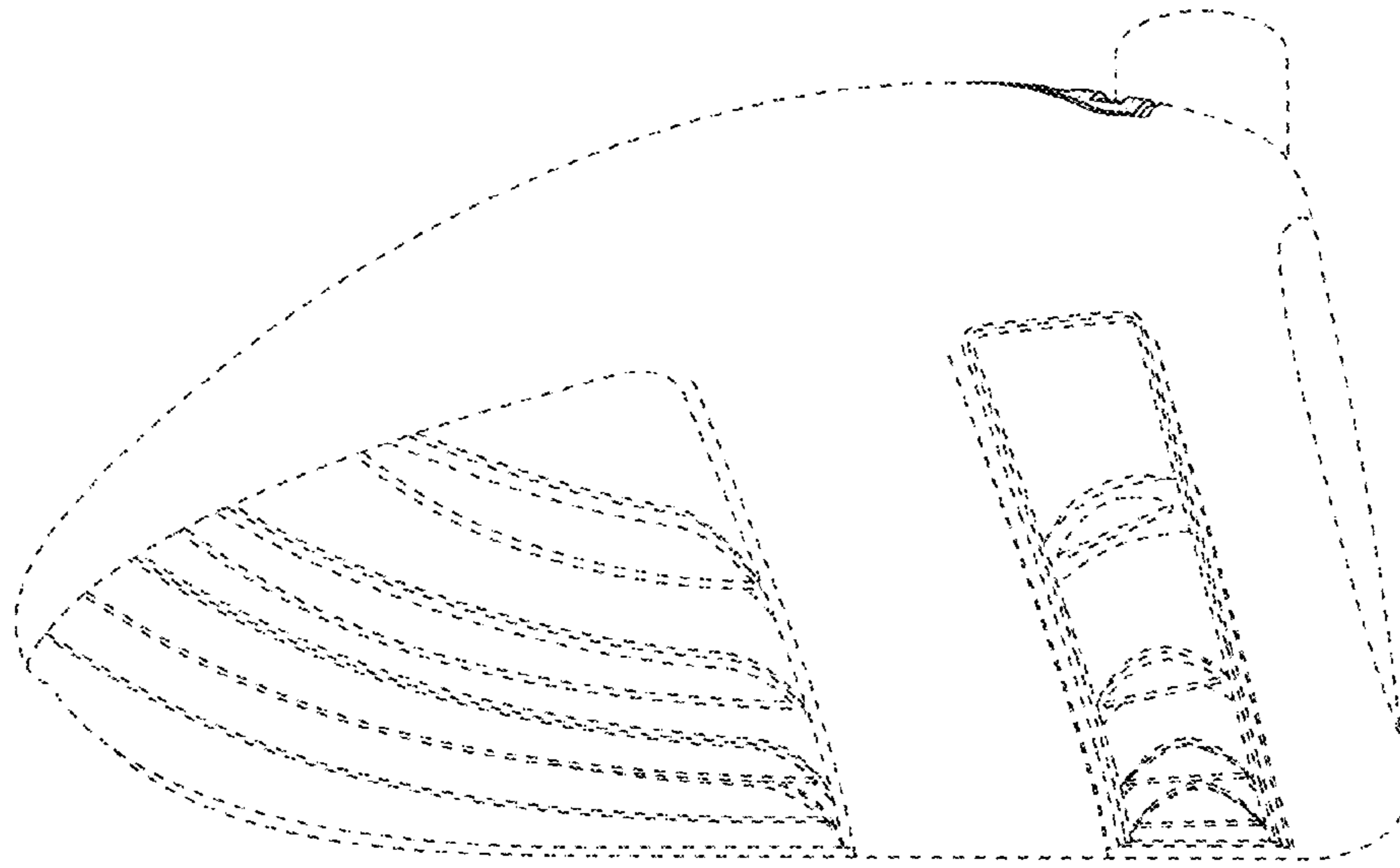


Fig. 5

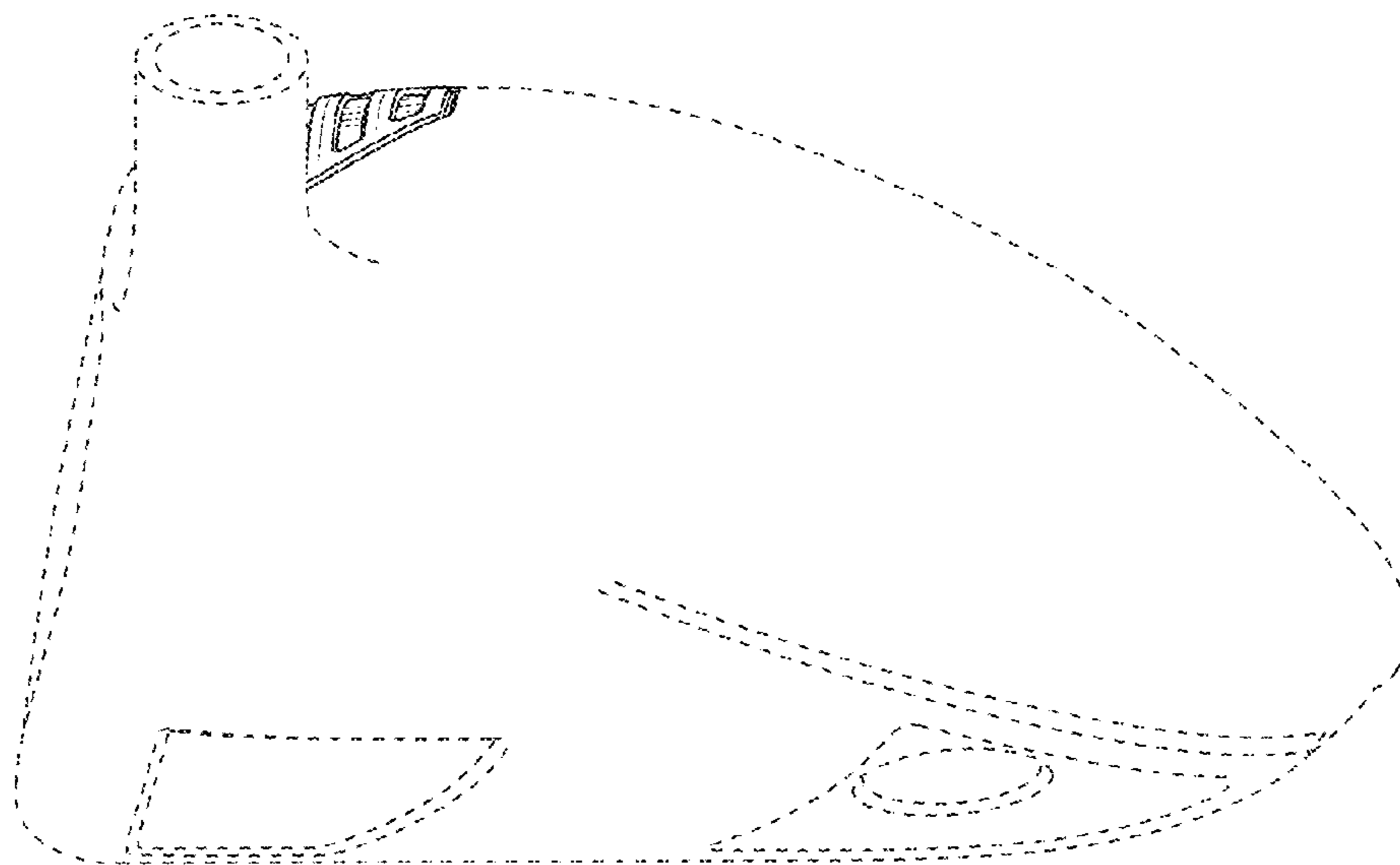


Fig. 6

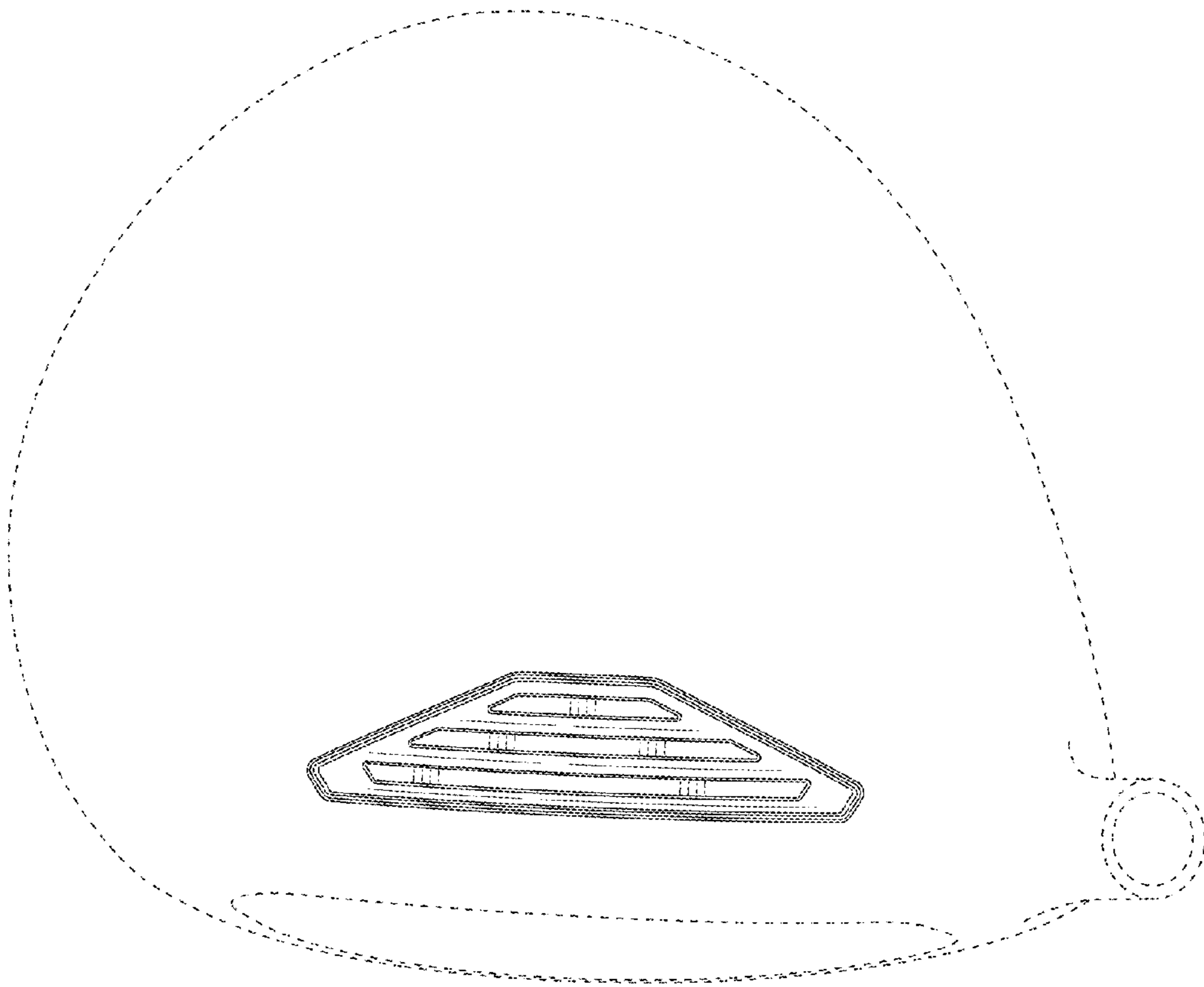


Fig. 7

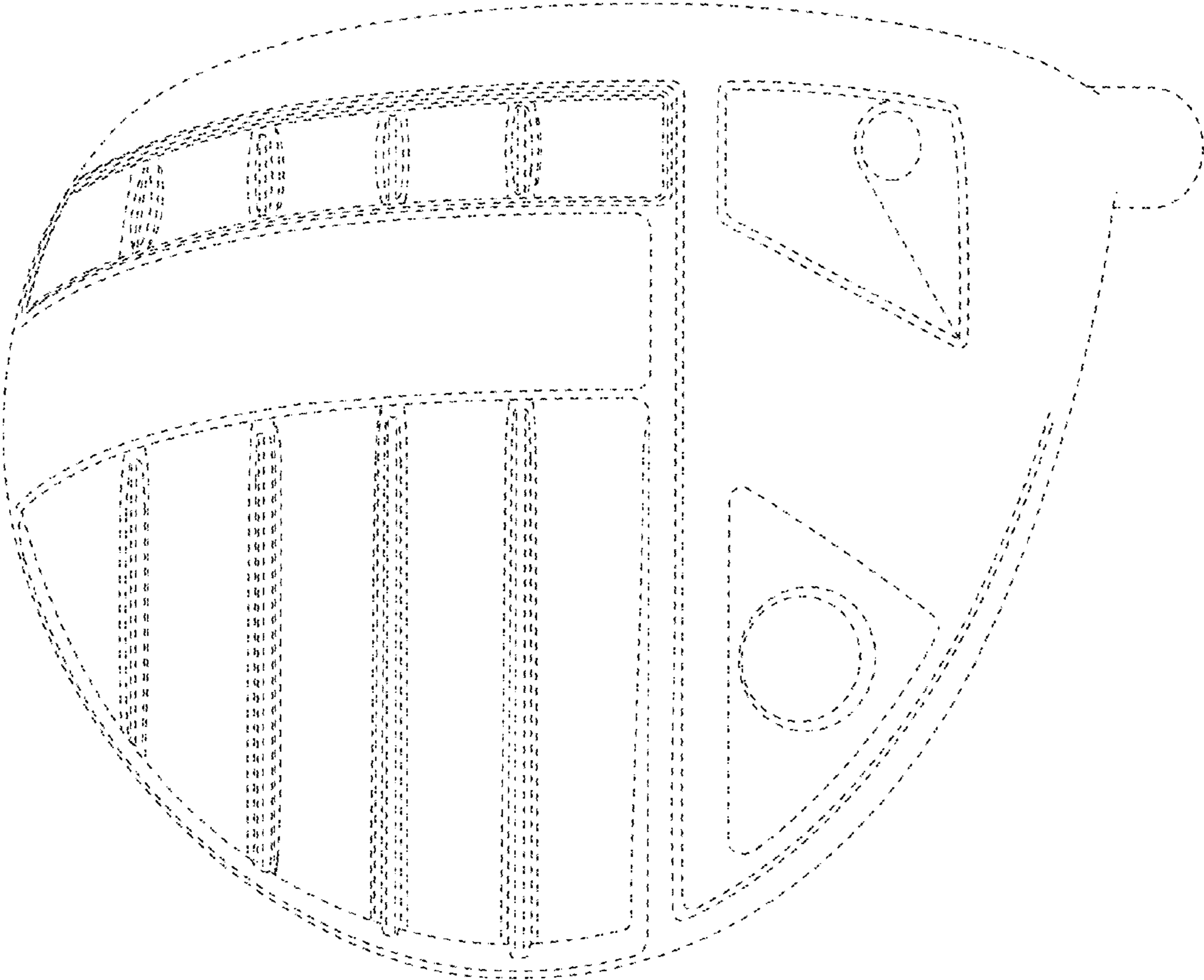


Fig. 8

