



US00D757850S

(12) **United States Design Patent**
Zhang

(10) **Patent No.:** **US D757,850 S**
(45) **Date of Patent:** **** May 31, 2016**

(54) **STYLUS AND PEN WITH SCREEN CLEANER**

(71) Applicant: **NINGBO SYLOON IMP AND EXP CO., LTD**, Ning Bo, Zhe Jiang Province (CN)

(72) Inventor: **Jilong Zhang**, Ning Bo (CN)

(73) Assignee: **NINGBO SYLOON IMP AND EXP CO., LTD**, Ning Bo (CN)

(**) Term: **14 Years**

(21) Appl. No.: **29/521,052**

(22) Filed: **Mar. 19, 2015**

(51) **LOC (10) Cl.** **19-06**

(52) **U.S. Cl.**
USPC **D19/123**

(58) **Field of Classification Search**
USPC D14/411; D19/115–204
CPC B43K 5/00; B43K 5/005; B43K 7/00;
B43K 7/10; B43K 7/12; B43K 8/04
See application file for complete search history.

(56) **References Cited**

U.S. PATENT DOCUMENTS

2,365,473	A *	12/1944	David	B43K 25/022
					24/11 F
D369,438	S *	4/1996	Resler	D28/59
D452,274	S *	12/2001	Keda	D19/174
D454,368	S *	3/2002	Pellissa Beneyto	D19/173
D471,931	S *	3/2003	Lecce	D19/170
D483,784	S *	12/2003	Ting	D16/208
D501,507	S *	2/2005	Lecce	D19/171
D540,866	S *	4/2007	Qiu	D19/174
D548,785	S *	8/2007	O'Hern	D19/177

D548,786	S *	8/2007	O'Hern	D19/177
D550,282	S *	9/2007	Neuenschwander	D19/174
D552,679	S *	10/2007	Cetera	D19/170
D585,492	S *	1/2009	Booker	D19/174
D586,855	S *	2/2009	Liu	D19/174
D601,197	S *	9/2009	Zhang	D19/174
D602,525	S *	10/2009	O'Hern	D19/123
D628,645	S *	12/2010	Zhang	D19/174
D669,903	S *	10/2012	Schlossstein	D14/480.3
D672,393	S *	12/2012	Mao	D19/172
8,550,735	B2 *	10/2013	Rolion	B43K 17/005
					401/103
D745,089	S *	12/2015	Cohen	D19/174
2004/0213627	A1 *	10/2004	Marschand	B43K 8/003
					401/202
2011/0027001	A1 *	2/2011	O'Hern	B43K 5/005
					401/195
2012/0043232	A1 *	2/2012	Weng	A45C 11/00
					206/229

* cited by examiner

Primary Examiner — Elizabeth Albert

(74) *Attorney, Agent, or Firm* — Oliff PLC

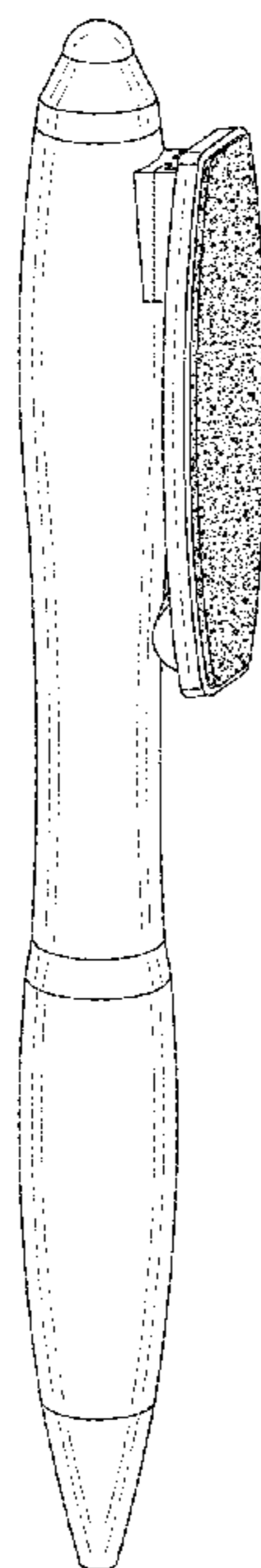
(57) **CLAIM**

The ornamental design for a stylus and pen with screen cleaner, as shown and described.

DESCRIPTION

FIG. 1. Is a perspective view of a stylus and pen with screen cleaner showing my new design;
FIG. 2 is a front view thereof;
FIG. 3 is a left side view thereof;
FIG. 4 is a right side view thereof;
FIG. 5 is a rear view thereof;
FIG. 6 is a bottom view thereof; and,
FIG. 7 is a top view thereof.

1 Claim, 6 Drawing Sheets



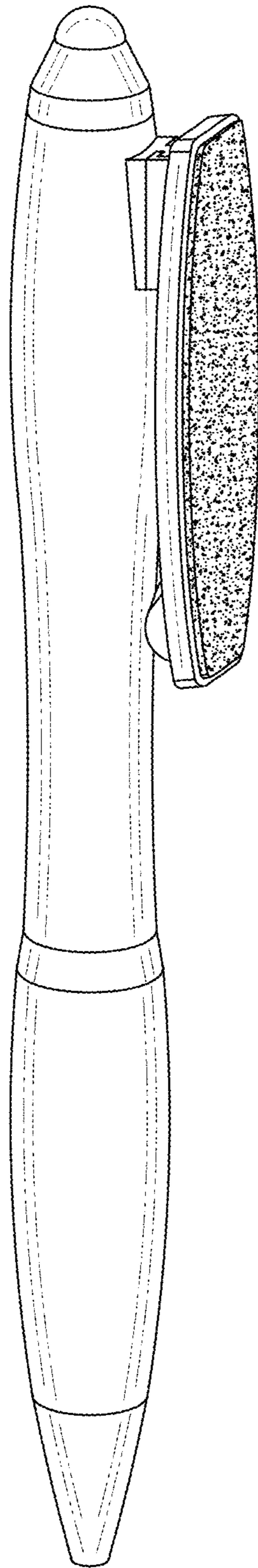


FIG. 1




FIG.2

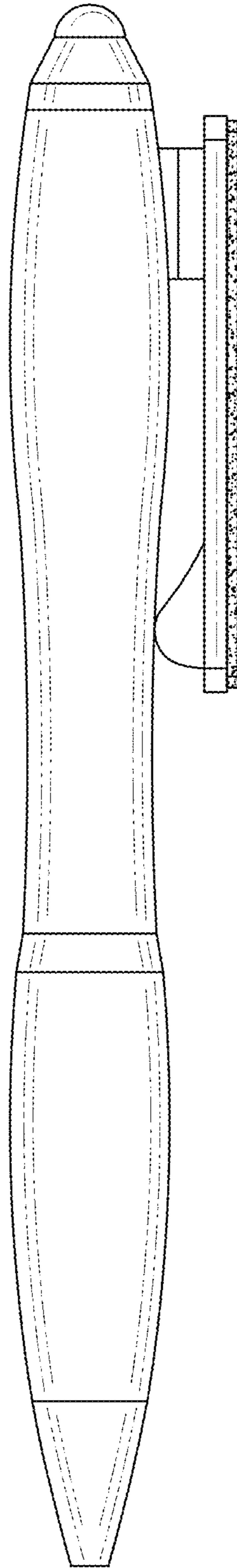


FIG.3

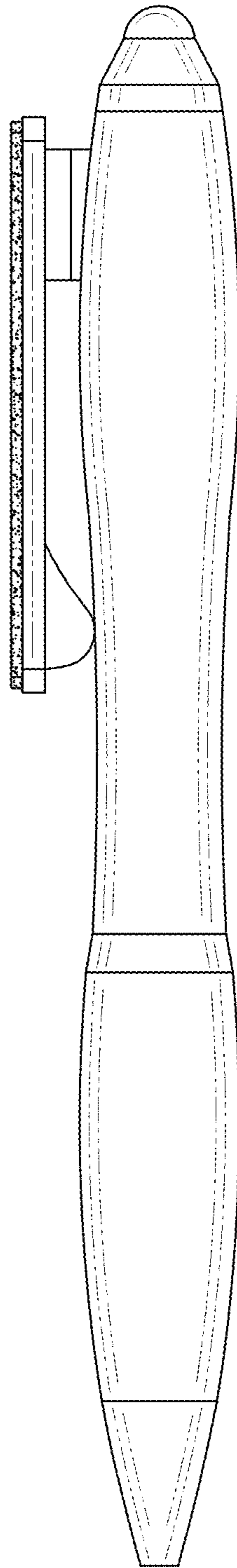


FIG.4




FIG.5

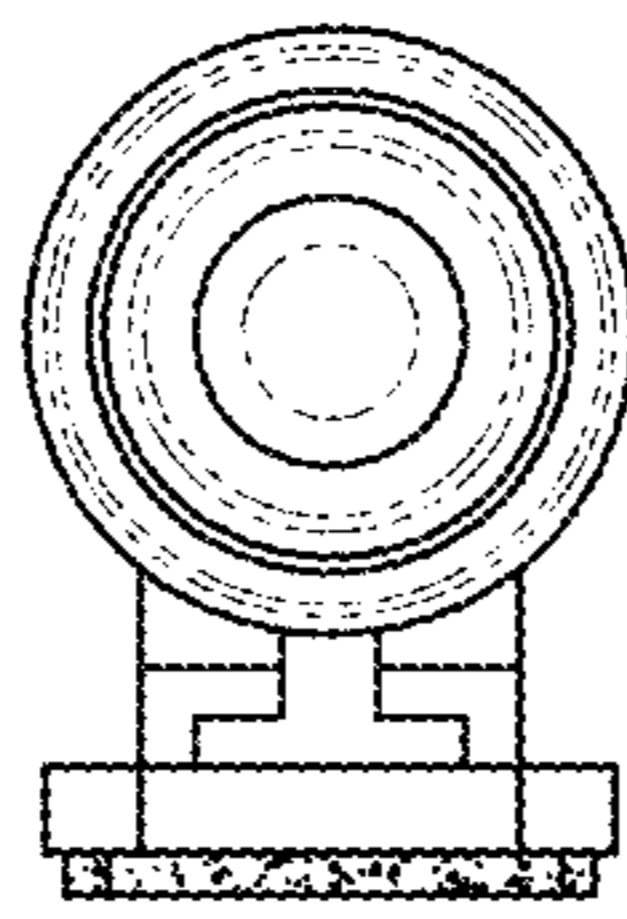


FIG. 6

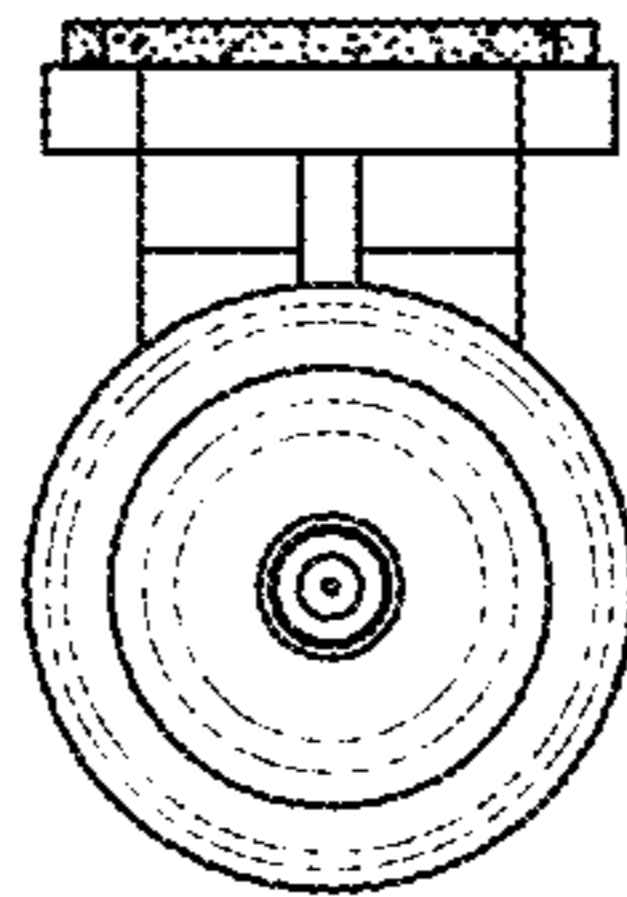


FIG. 7