

US00D757845S

(12) **United States Design Patent**
Wu

(10) **Patent No.:** **US D757,845 S**

(45) **Date of Patent:** **** May 31, 2016**

(54) **FRAME OF AN EYEWEAR**

(56) **References Cited**

(71) Applicant: **Tai-I Wu**, Taipei (TW)

(72) Inventor: **Tai-I Wu**, Taipei (TW)

(**) Term: **15 Years**

(21) Appl. No.: **29/530,450**

(22) Filed: **Jun. 17, 2015**

(51) **LOC (10) Cl.** **16-06**

(52) **U.S. Cl.**
USPC **D16/314**

(58) **Field of Classification Search**
USPC D16/101, 300–342, 900; D29/109–110;
351/41, 44, 51–52, 62, 158, 92,
351/103–123, 140–153, 63, 59, 45–48;
2/426–432, 447–449, 441, 434–437,
2/440, 442, 13, 15; D21/483, 659–661;
D14/372; D8/356
CPC G02C 2200/08; G02C 1/06; G02C 5/14;
G02C 11/02; G02C 11/04; G01C 5/16;
A61M 2021/0044; A63B 33/002

See application file for complete search history.

U.S. PATENT DOCUMENTS

D551,281 S *	9/2007	Lee	D16/314
D556,244 S *	11/2007	Tsai	D16/315
D595,757 S *	7/2009	Yang	D16/314
D603,443 S *	11/2009	Li	D16/314
D614,226 S *	4/2010	Fulton	D16/314
D659,746 S *	5/2012	Chen	D16/314
D694,313 S *	11/2013	Mage	D16/315
D745,921 S *	12/2015	Thixton	D16/314
D747,800 S *	1/2016	Dunleavy	D24/133

* cited by examiner

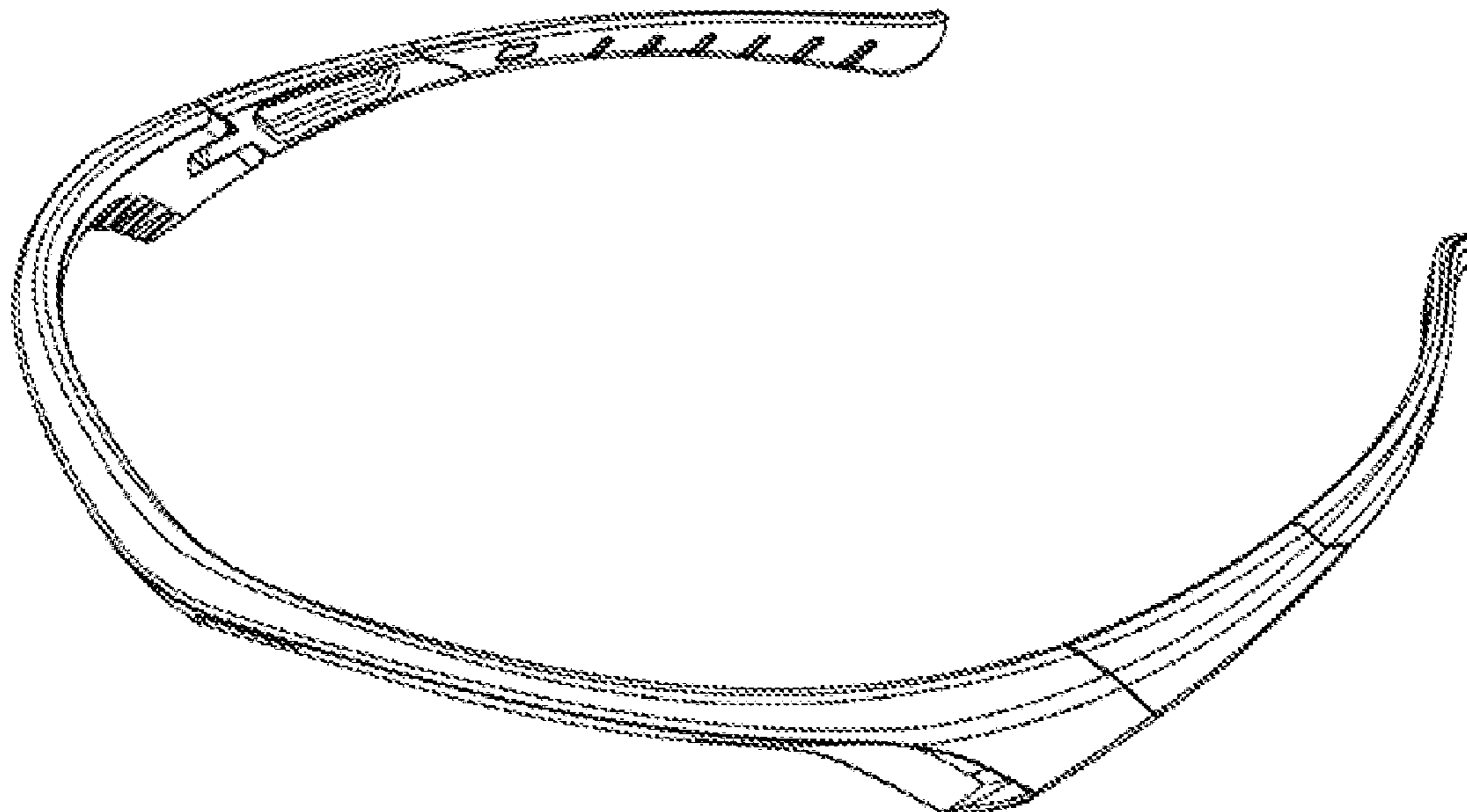
Primary Examiner — Raphael Barkai

(57) **CLAIM**
The ornamental design for a frame of an eyewear, as shown and described.

DESCRIPTION

FIG. 1 is a perspective view of a frame of an eyewear showing my design;
FIG. 2 is a front elevational view thereof;
FIG. 3 is a rear elevational view thereof;
FIG. 4 is a left side elevational view thereof;
FIG. 5 is a right side elevational view thereof;
FIG. 6 is a top plan view thereof; and,
FIG. 7 is a bottom plan view thereof.

1 Claim, 3 Drawing Sheets



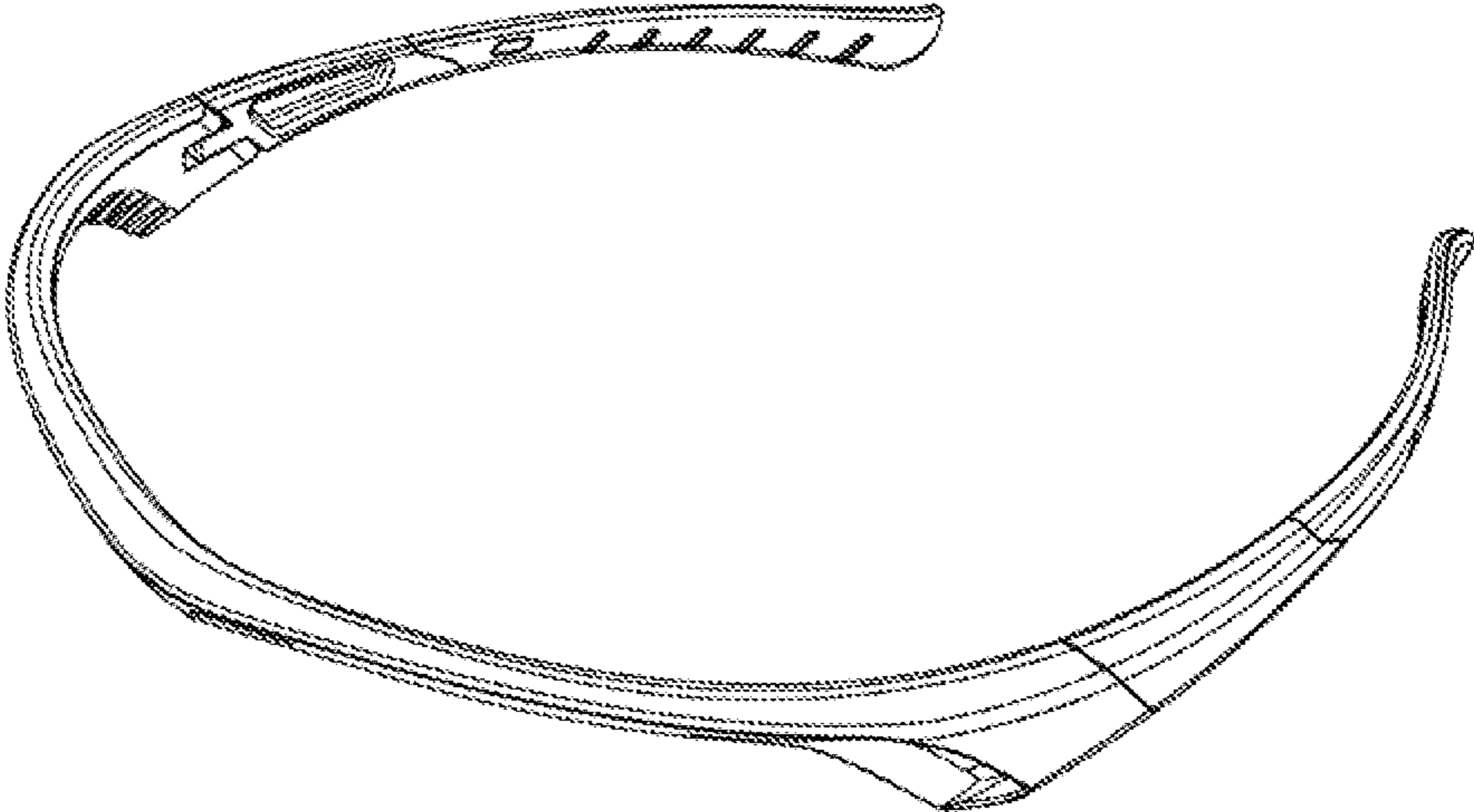


Fig. 1




Fig. 2

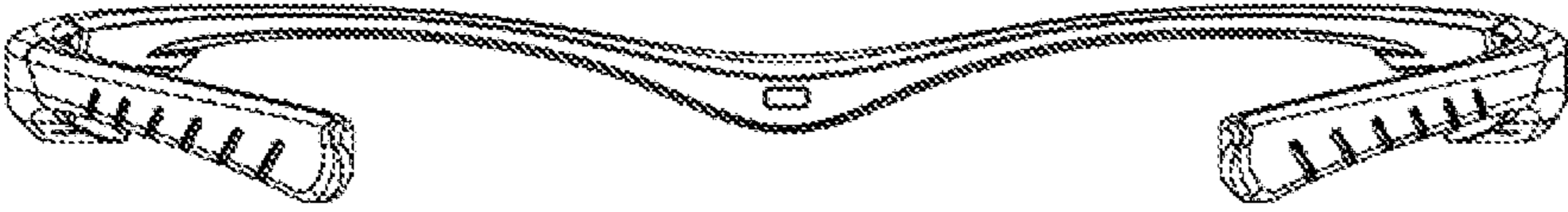


Fig. 3




Fig. 4




Fig. 5



Fig. 6



Fig. 7