



US00D757844S

(12) **United States Design Patent**  
**Swaggart**

(10) **Patent No.:** **US D757,844 S**  
(45) **Date of Patent:** **\*\* May 31, 2016**

(54) **CAMERA HARNESS**  
(71) Applicant: **Matthew Swaggart**, Tulsa, OK (US)  
(72) Inventor: **Matthew Swaggart**, Tulsa, OK (US)  
(\*\*) Term: **14 Years**  
(21) Appl. No.: **29/517,204**  
(22) Filed: **Feb. 11, 2015**  
(51) **LOC (10) Cl.** ..... **16-05**  
(52) **U.S. Cl.**  
USPC ..... **D16/243; D16/237**  
(58) **Field of Classification Search**  
USPC ..... D16/134, 136, 208, 213–219, 235,  
D16/237–245, 250; D14/203.4, 218, 224,  
D14/250–253, 345, 440, 449; D3/363, 373,  
D3/394; D29/101.1; D12/400  
CPC ..... G03B 17/02–17/04; G03B 17/14;  
G03B 17/56; G03B 17/561–17/568; G03B  
21/20–21/2066; G03B 15/041–15/0436;  
G02B 7/02–7/04; G02B 7/14; H04N  
5/2251–5/2554; F16M 11/02; F16M 11/20;  
F16M 11/40  
See application file for complete search history.

D435,168 S \* 12/2000 Momburg ..... D3/215  
D467,417 S 12/2002 Jackson  
D524,042 S 7/2006 Lavine  
D547,942 S 8/2007 Lavine  
D561,464 S 2/2008 Courtney  
D594,223 S 6/2009 Jackson  
D600,009 S 9/2009 Doty et al.  
D604,380 S 11/2009 Garcia  
D647,296 S 10/2011 Hitchcock  
D673,994 S \* 1/2013 Geller ..... D16/243  
D683,384 S 5/2013 Swaggart  
D687,913 S \* 8/2013 Garcia ..... D21/805  
D739,085 S \* 9/2015 Tadeo ..... D29/101.1

**OTHER PUBLICATIONS**

Nikon Binocular Harness. [online] Retrieved Feb. 10, 2015 from URL: <www.adorama.com/NKBH.html>.  
BlackRapid RS DR-2, Double Strap for Two Cameras with FastenR3, Smaller Verision. [online] Retrieved Feb. 10, 2015 from URL: <www.adorama.com/BRDR2.html>.

\* cited by examiner

*Primary Examiner* — Susan Bennett Hattan  
*Assistant Examiner* — Vy Koenig  
(74) *Attorney, Agent, or Firm* — Cherskov Flaynik & Gurda, LLC

(57) **CLAIM**  
The ornamental design for a camera harness, as shown and described.

(56) **References Cited**

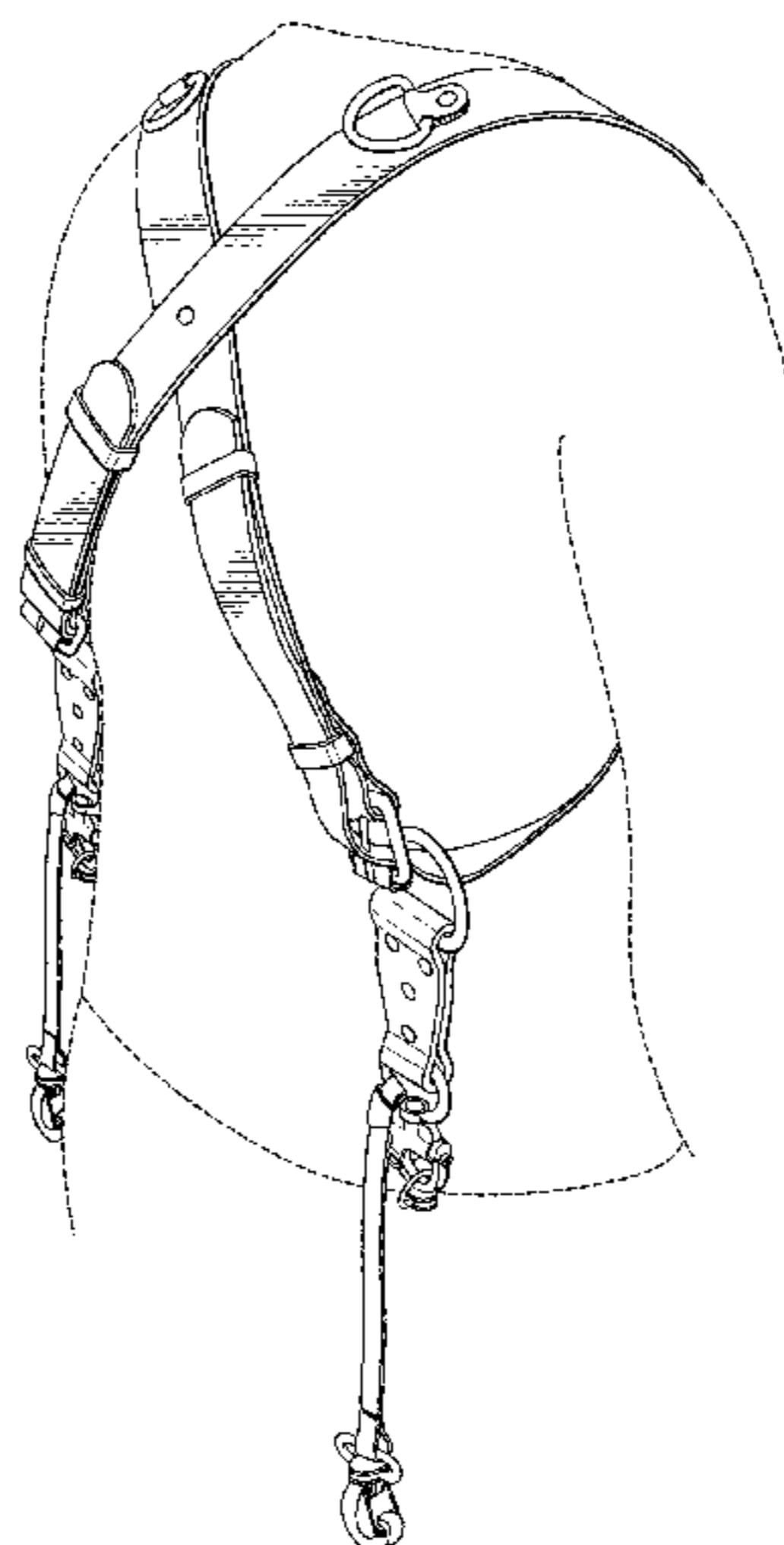
**U.S. PATENT DOCUMENTS**

3,152,738 A \* 10/1964 Worsfold, Jr. .... A45F 5/00  
224/259  
4,125,211 A \* 11/1978 Handsman ..... A45F 5/00  
224/255  
D252,931 S \* 9/1979 Tamarin ..... D16/243  
D279,520 S 7/1985 Brinson, Jr.  
D309,359 S 7/1990 Joachim  
D342,348 S 12/1993 Panarelli  
D348,153 S 6/1994 Eldridge  
5,361,953 A \* 11/1994 Nichols ..... F41C 33/0227  
224/192  
D364,270 S \* 11/1995 Kellerman ..... D3/215  
D374,977 S 10/1996 Cook  
D376,611 S 12/1996 Field  
D411,916 S 7/1999 Jackson

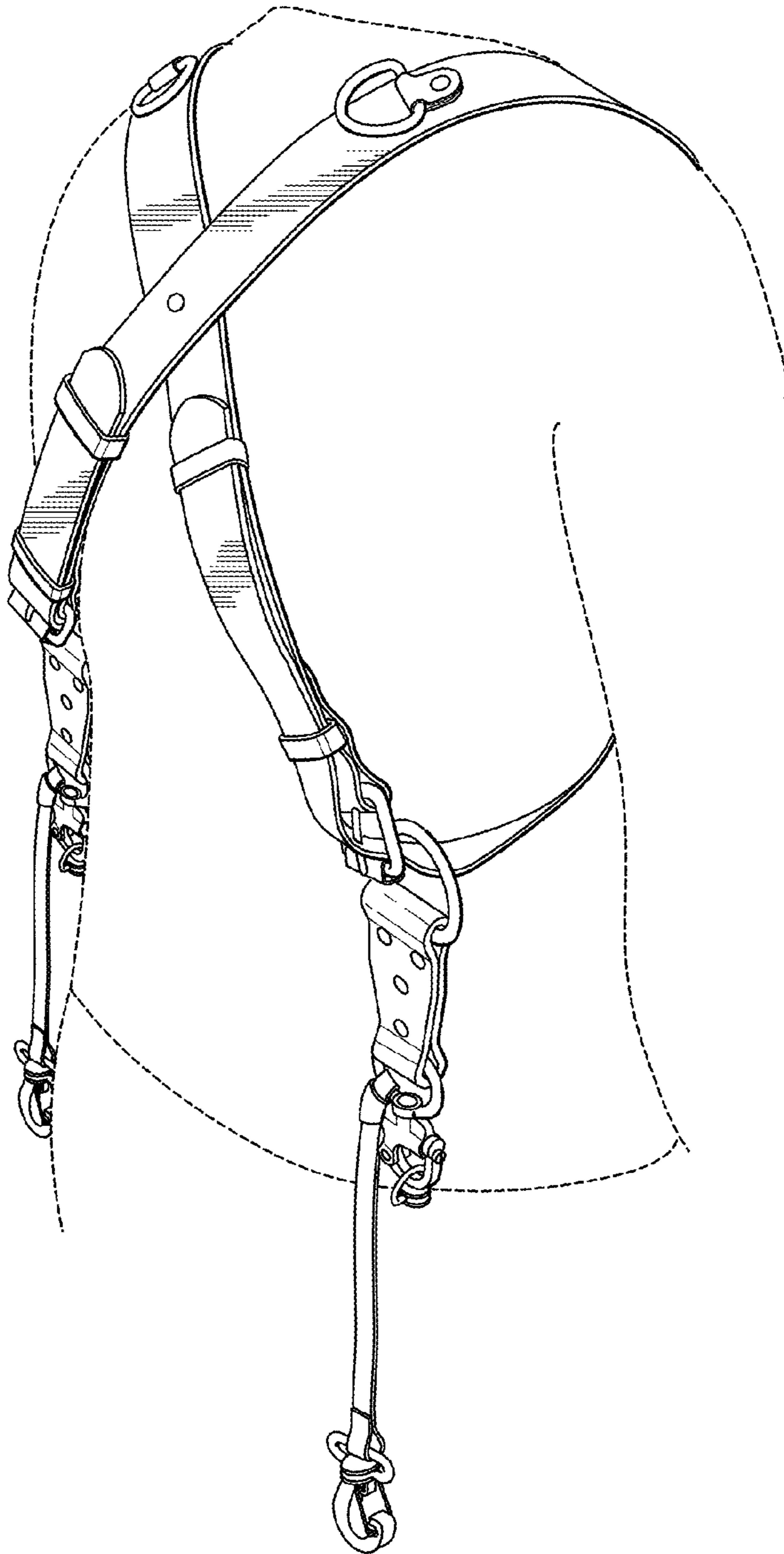
**DESCRIPTION**

FIG. 1 is a back, perspective view of the camera harness of the invention shown in use on a user, the user being shown in dotted lines as defining the general environment of the invention and forms no part of the claimed design.  
FIG. 2 is a plan front view thereof;  
FIG. 3 is a plan back view thereof;  
FIG. 4 is a plan left side view thereof;  
FIG. 5 is a plan right side view thereof;  
FIG. 6 is a plan top view thereof; and,  
FIG. 7 is a plan bottom view thereof.

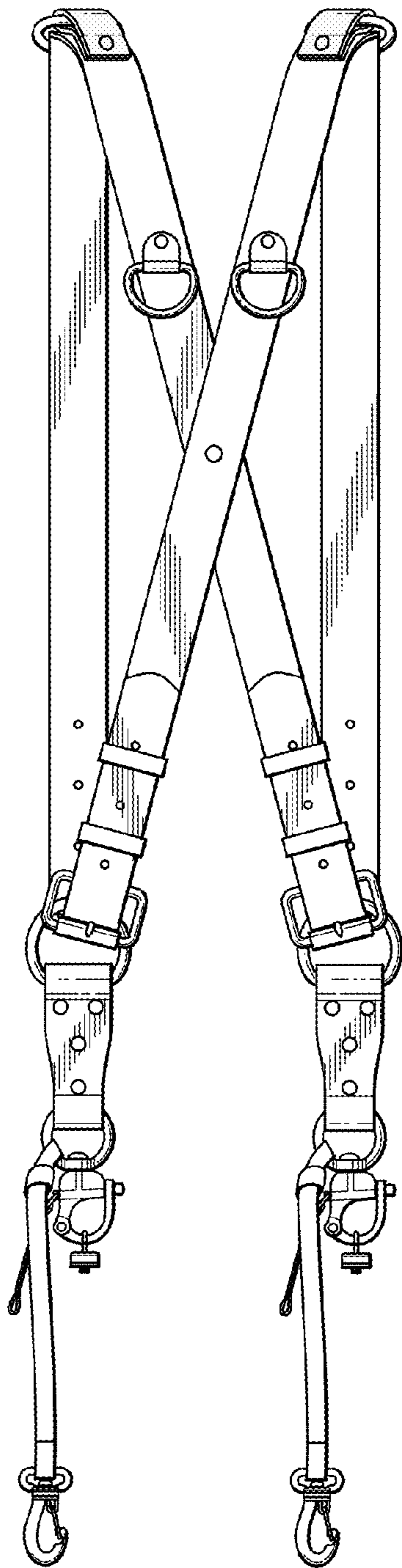
**1 Claim, 4 Drawing Sheets**



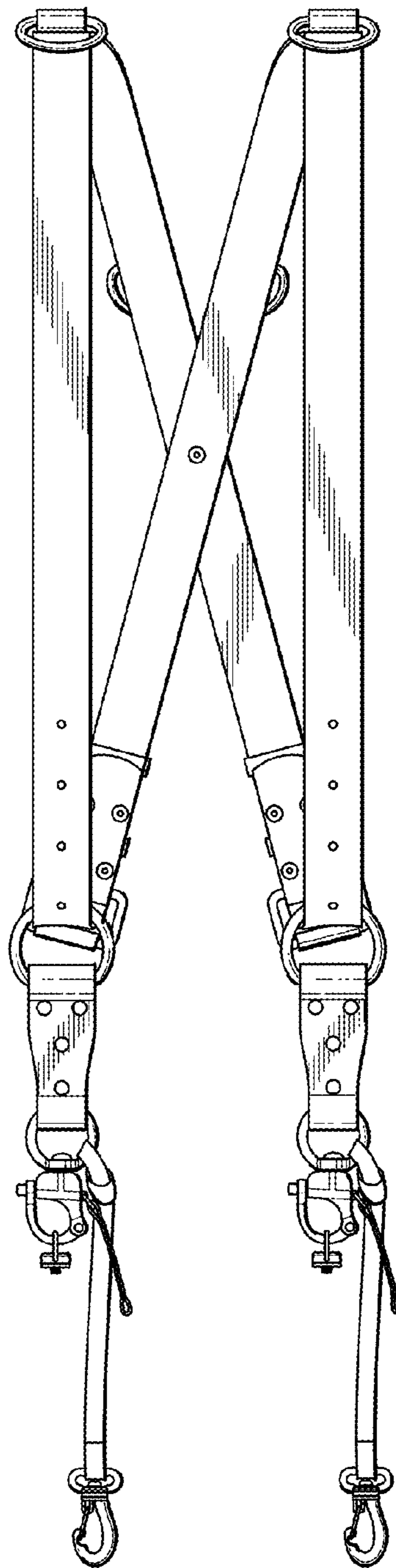
*Fig. 1*



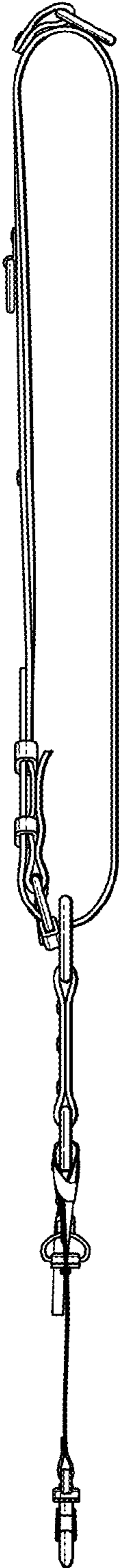
*Fig. 2*



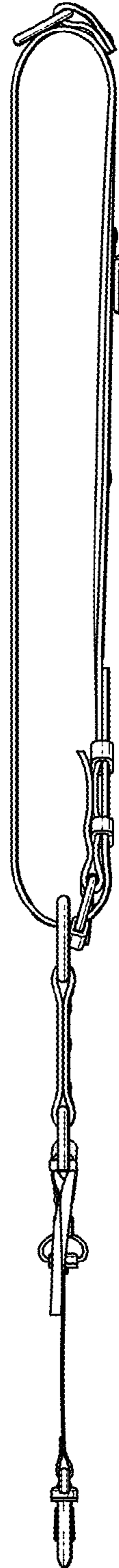
*Fig. 3*



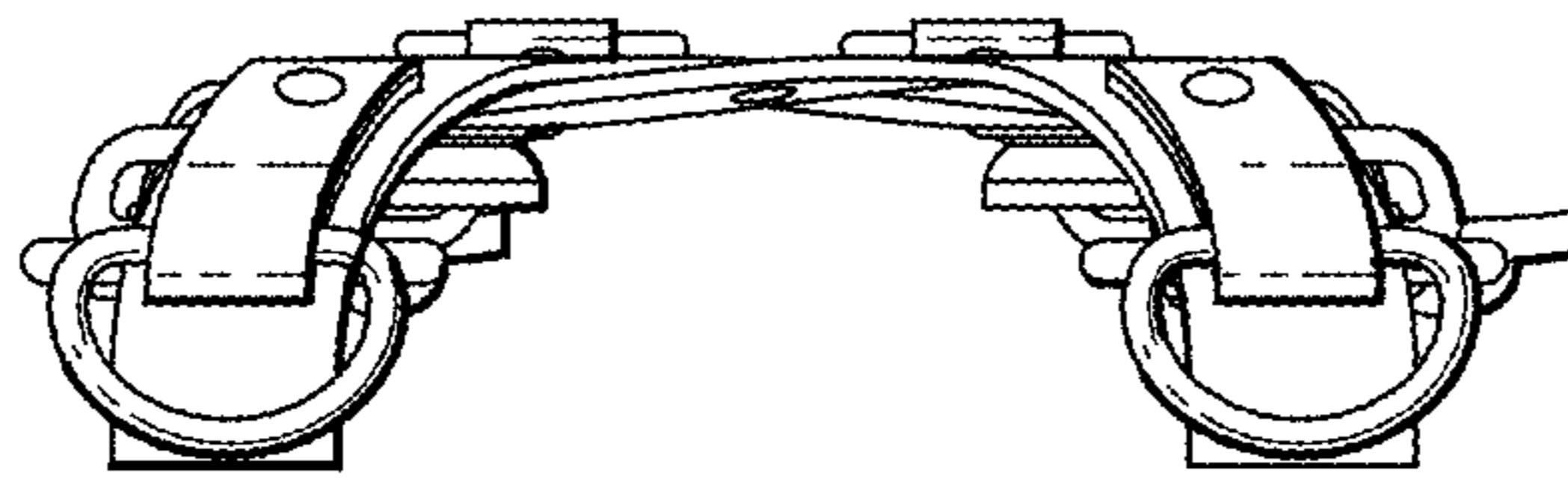
*Fig. 4*



*Fig. 5*



*Fig. 6*



*Fig. 7*

