



US00D757833S

(12) **United States Design Patent**  
**Pfanner et al.**

(10) **Patent No.:** **US D757,833 S**  
(45) **Date of Patent:** **\*\* May 31, 2016**

(54) **SPECTACLE GLASS**

(56) **References Cited**

(71) Applicant: **Pfanner Schutzbekleidung GmbH,**  
Koblach (AT)

U.S. PATENT DOCUMENTS

(72) Inventors: **Anton Pfanner,** Hohenems (AT);  
**Martin Greber,** Goetzis (AT)

4,951,322	A *	8/1990	Lin	.....	A61F 9/02 2/439
D311,409	S *	10/1990	Goffman	.....	D16/100
D331,763	S *	12/1992	Jannard	.....	D16/101
D333,145	S *	2/1993	Jannard	.....	D16/101
D354,968	S *	1/1995	Jannard	.....	D16/101
5,614,963	A *	3/1997	Parker	.....	G02C 7/10 2/13
D490,452	S *	5/2004	Yong	.....	D16/101
D568,918	S *	5/2008	Yee	.....	D16/101
D571,838	S *	6/2008	Yee	.....	D16/101
D744,565	S *	12/2015	Thixton	.....	D16/101

(73) Assignee: **Pfanner Schutzbekleidung GmbH,**  
Koblach (AT)

(\*\*) Term: **14 Years**

\* cited by examiner

(21) Appl. No.: **29/498,736**

*Primary Examiner* — Raphael Barkai

(22) Filed: **Aug. 7, 2014**

(74) *Attorney, Agent, or Firm* — Hassan Abbas Shakir;  
Katten Muchin Rosenman LLP

(30) **Foreign Application Priority Data**

Feb. 20, 2014 (EM) ..... 001403828-0001  
Feb. 20, 2014 (EM) ..... 001403828-0002

(57) **CLAIM**

The ornamental design for a spectacle glass, as shown and described.

(51) **LOC (10) Cl.** ..... **16-06**

**DESCRIPTION**

(52) **U.S. Cl.**

USPC ..... **D16/101**

(58) **Field of Classification Search**

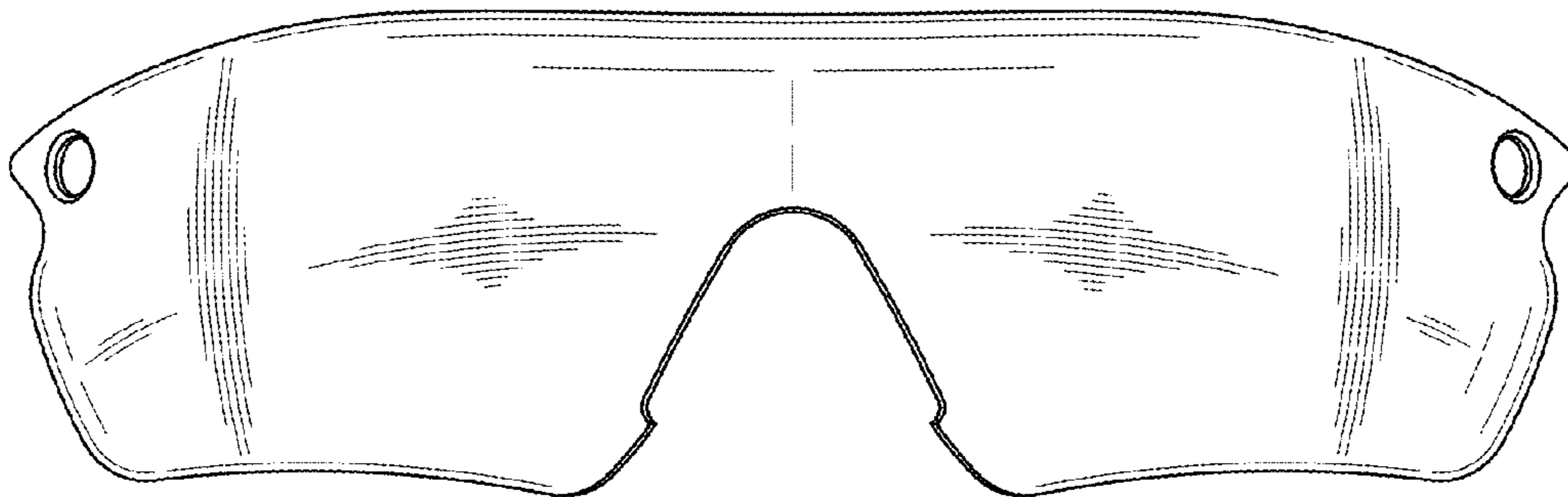
USPC ..... D16/101, 300–342, 900; D29/109–110;  
351/41, 44, 51–52, 62, 158, 92,  
351/103–123, 140–153, 63, 59, 45–48;  
2/426–432, 447–449, 441, 434–437,  
2/440, 442, 13, 15; D21/483, 659–661;  
D14/372

FIG. 1 is a first perspective view of a spectacle glass, the first perspective view being from a left-side direction;  
FIG. 2 is a second perspective view of the spectacle glass of FIG. 1, the second perspective view being from a right-side direction;  
FIG. 3 is a front view of the spectacle glass of FIG. 1;  
FIG. 4 is a rear view of the spectacle glass of FIG. 1;  
FIG. 5 is a right-side view of the spectacle glass of FIG. 1;  
FIG. 6 is a left-side view of the spectacle glass of FIG. 1;  
FIG. 7 is a top view of the spectacle glass of FIG. 1; and,  
FIG. 8 is a bottom view of the spectacle glass of FIG. 1.

CPC ..... G02C 2200/08; G02C 1/06; G02C 5/14;  
G02C 11/02; G02C 11/04; G01C 5/16;  
A61M 2021/0044; A63B 33/002

See application file for complete search history.

**1 Claim, 8 Drawing Sheets**



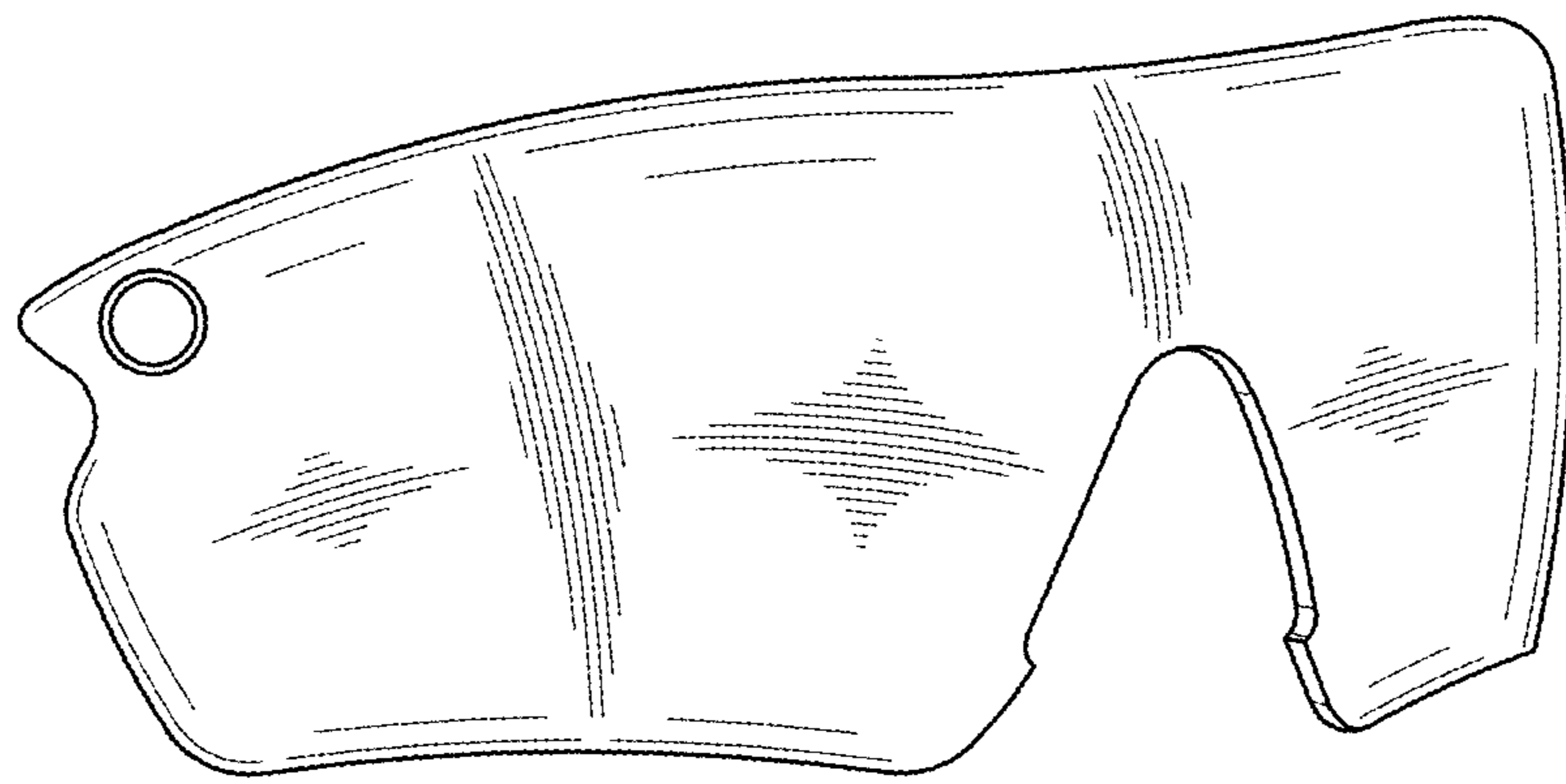


Fig. 1

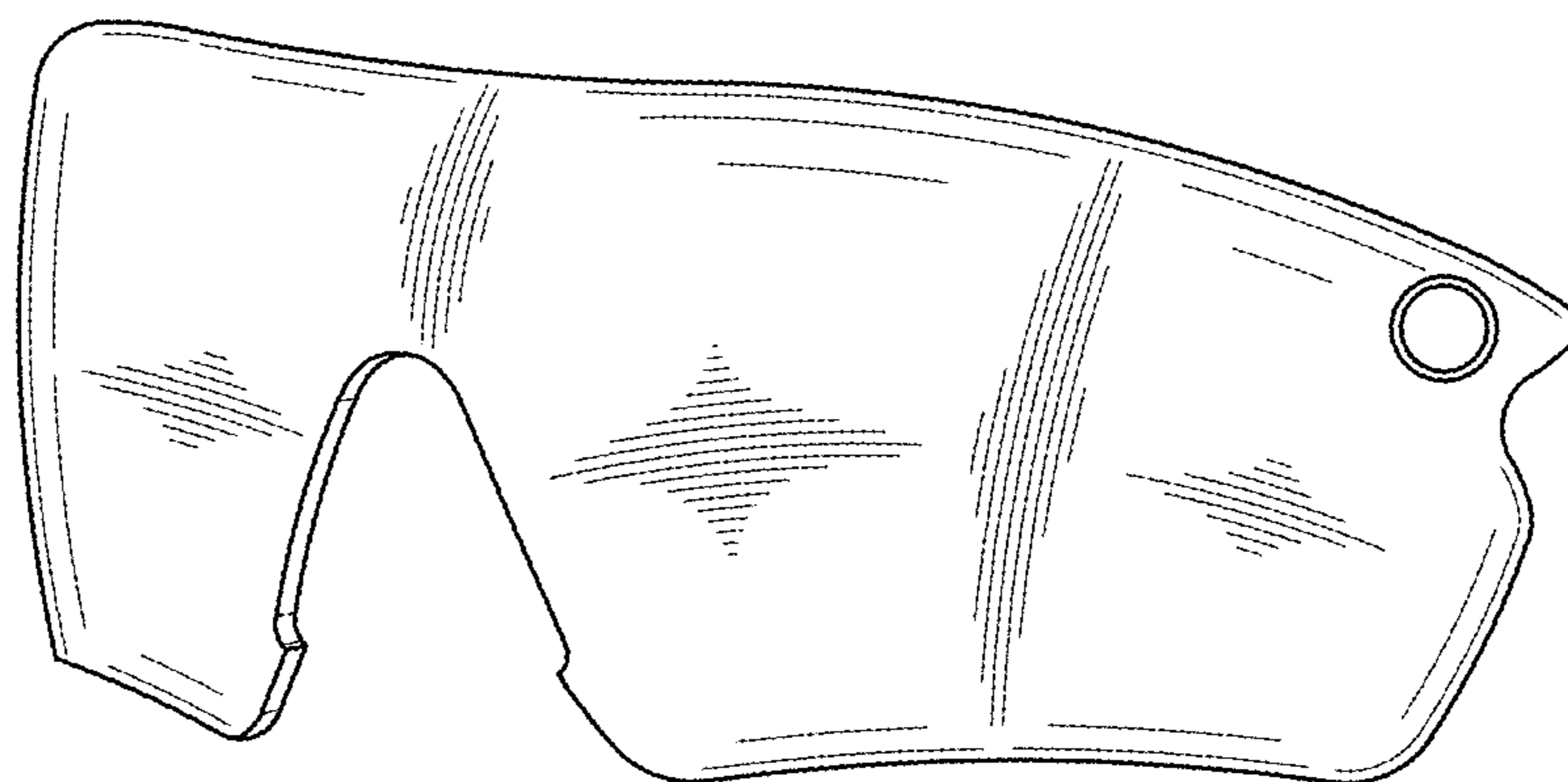


Fig. 2

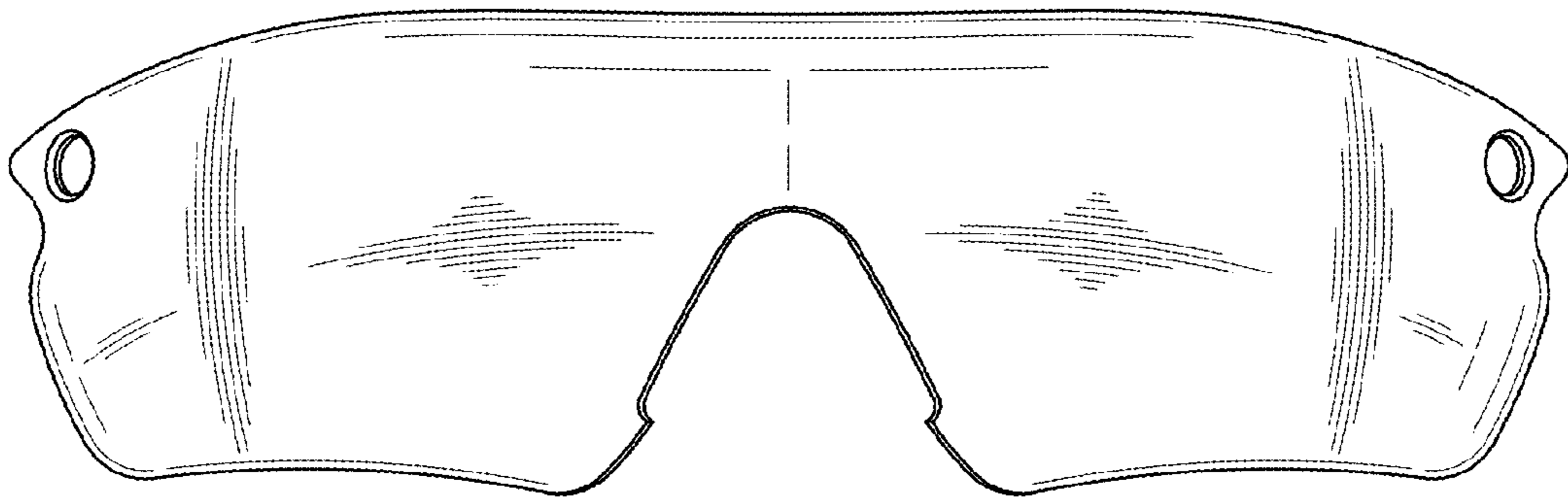


Fig. 3

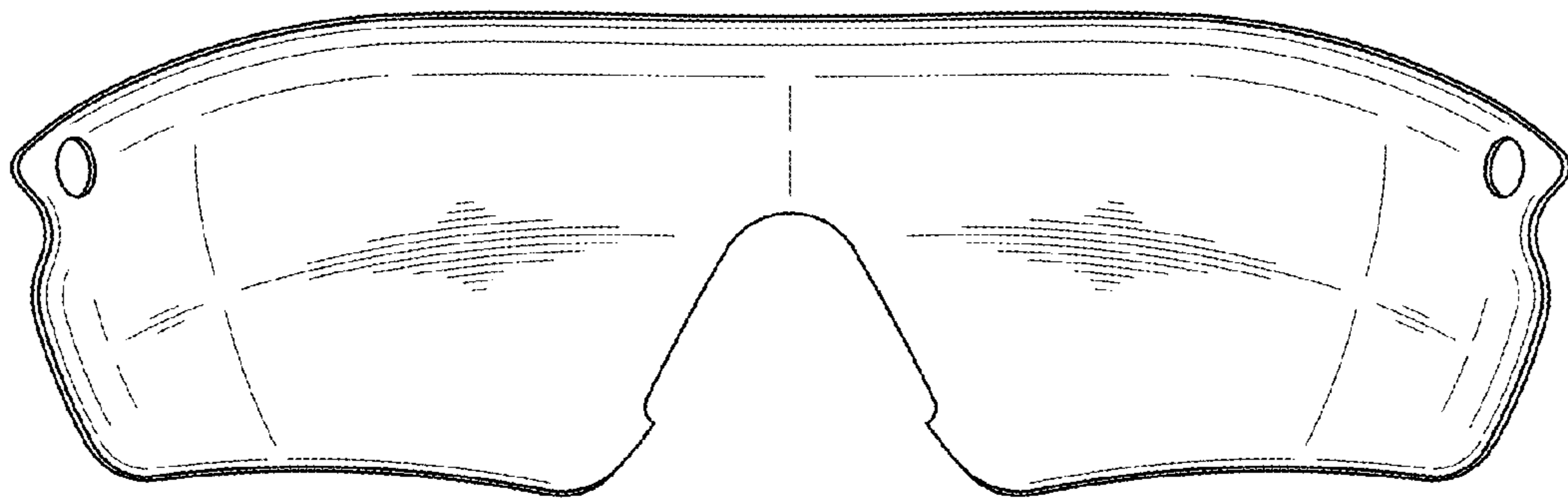


Fig. 4

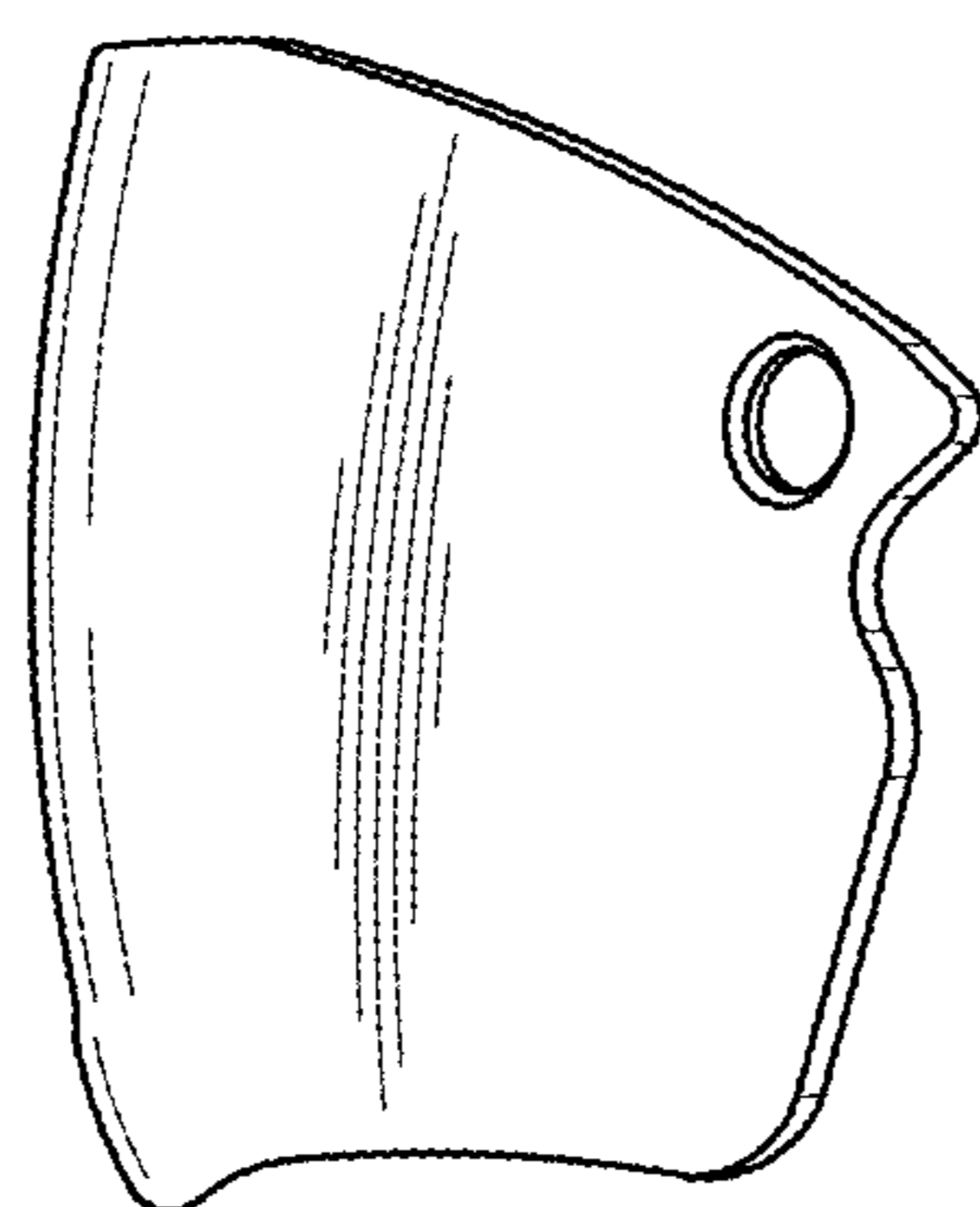


Fig. 5

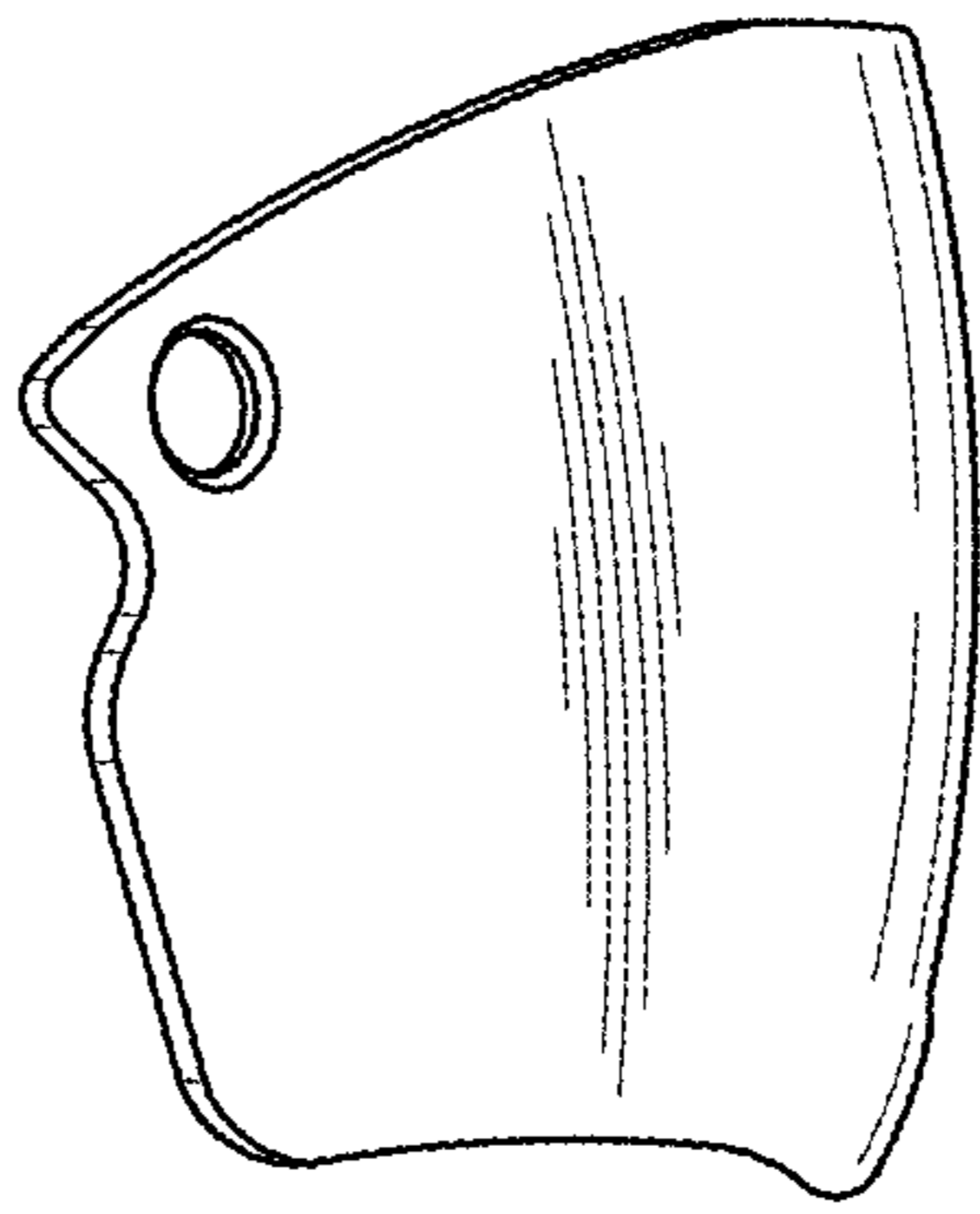


Fig. 6




Fig. 7



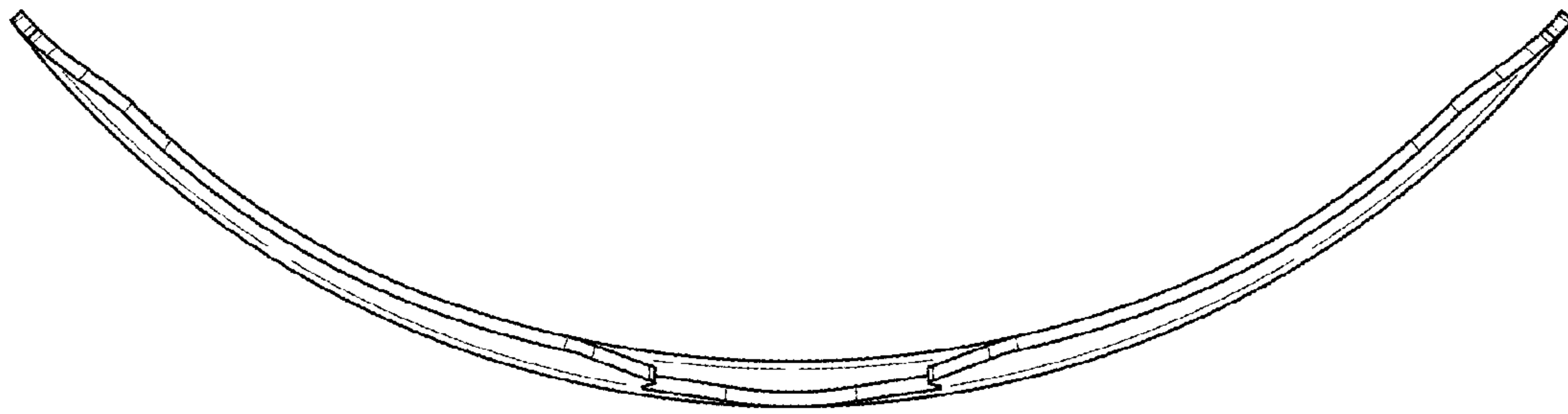


Fig. 8