



US00D757832S

(12) **United States Design Patent**
Calcino

(10) **Patent No.:** **US D757,832 S**

(45) **Date of Patent:** **** May 31, 2016**

(54) **SPROCKET**

(71) Applicant: **Calcino Corporation Pty Ltd,**
Myrtle town (AU)

(72) Inventor: **Paul Calcino,** Myrtle town (AU)

(73) Assignee: **Calcino Corporation Pty Ltd,**
Myrtle town (AU)

(**) Term: **14 Years**

(21) Appl. No.: **29/521,499**

(22) Filed: **Mar. 24, 2015**

(30) **Foreign Application Priority Data**

Sep. 25, 2014 (AU) 201414885

(51) **LOC (10) Cl.** **15-99**

(52) **U.S. Cl.**
USPC **D15/148**

(58) **Field of Classification Search**
USPC D12/123, 124, 126; D15/122, 138, 148;
D34/29
See application file for complete search history.

(56) **References Cited**

U.S. PATENT DOCUMENTS

2,436,694	A *	2/1948	Hornbrook, Jr. et al.	474/152
2,979,366	A *	4/1961	Steller	384/458
4,043,214	A *	8/1977	Westlake	474/162
D246,097	S *	10/1977	McGregor et al.	D12/123
4,127,038	A *	11/1978	Browning	474/80
D266,558	S *	10/1982	Breen et al.	D12/123
4,425,824	A *	1/1984	Koch	475/17
4,773,893	A *	9/1988	Su et al.	474/152
D306,842	S *	3/1990	Beiser	D12/123
5,458,543	A *	10/1995	Kobayashi	474/160
5,479,223	A *	12/1995	McLendon et al.	352/79
5,569,107	A *	10/1996	Mu	474/160
D396,436	S *	7/1998	Liska	D12/123
D399,222	S *	10/1998	Chang	D15/148

5,888,158	A *	3/1999	Wilcher	474/95
5,980,406	A *	11/1999	Mott et al.	474/84
6,074,316	A *	6/2000	Murrietta, Sr.	474/96
D430,510	S *	9/2000	Hanamura	D12/123
6,148,685	A *	11/2000	Cadle et al.	74/457
D436,561	S *	1/2001	Louden et al.	D12/123
6,234,127	B1 *	5/2001	Simpson et al.	123/90.31
6,267,701	B1 *	7/2001	Mott	474/164
6,277,045	B1 *	8/2001	Waters Scheuer et al. ...	474/152
6,283,076	B1 *	9/2001	Simpson	123/90.31
D461,481	S *	8/2002	Carlson	D15/5
6,468,173	B1 *	10/2002	Jeong	474/158
D472,843	S *	4/2003	Marquez-Pickering	D11/81
D473,902	S *	4/2003	Panno	D21/561
6,910,980	B2 *	6/2005	Hamilton	474/161
D544,894	S *	6/2007	Clarke	D15/148
D545,333	S *	6/2007	Clarke	D15/148
7,244,205	B2 *	7/2007	Kanaris	474/152
7,344,468	B2 *	3/2008	Chuo	475/182
7,416,500	B2 *	8/2008	Young et al.	474/202

(Continued)

Primary Examiner — Patricia Palasik

(74) *Attorney, Agent, or Firm* — Kacvinsky Daisak Bluni
PLLC

(57) **CLAIM**

I claim the ornamental design for a sprocket, as shown and described.

DESCRIPTION

FIG. 1 is a front perspective view of an embodiment of my new design;

FIG. 2 is a front view of the embodiment of the claimed design shown in FIG. 1;

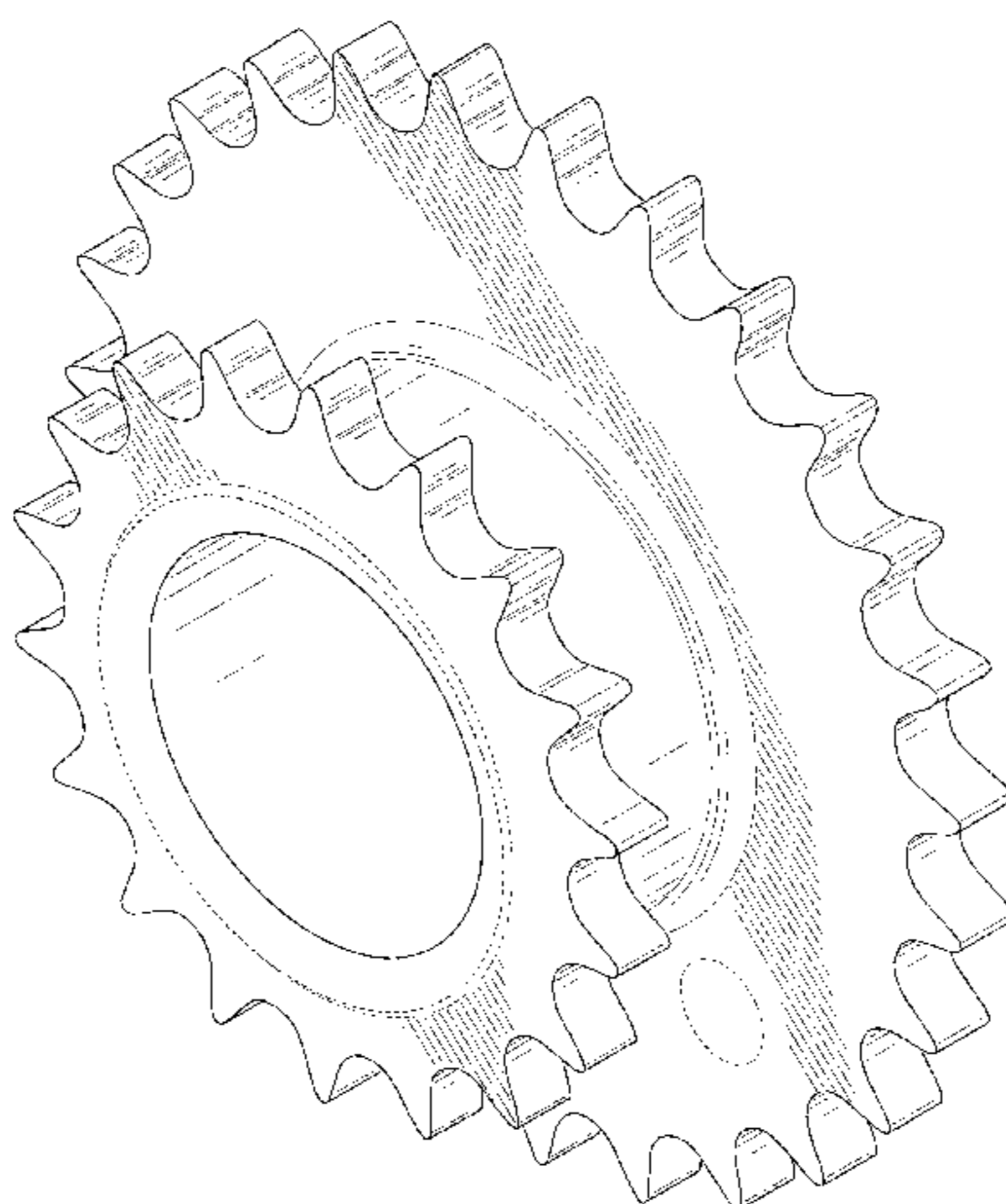
FIG. 3 is a rear perspective view of the embodiment of the claimed design shown in FIG. 1;

FIG. 4 is a rear view of the embodiment of the claimed design shown in FIG. 1; and,

FIG. 5 is a side view of the embodiment of the claimed design shown in FIG. 1.

The broken lines illustrate the environmental structure that form no part of the claimed design.

1 Claim, 5 Drawing Sheets



(56)

References Cited

U.S. PATENT DOCUMENTS

7,451,863 B2 *	11/2008	Chen	192/64	8,235,850 B2 *	8/2012	Lin	474/160
D592,107 S *	5/2009	Clarke	D12/123	8,353,796 B2 *	1/2013	Ritz	474/155
7,914,408 B2 *	3/2011	Young	474/152	D715,699 S *	10/2014	Reiter et al.	D12/123
7,942,771 B2 *	5/2011	Kamada	474/160	D716,191 S *	10/2014	Reiter	D12/123
7,967,709 B2 *	6/2011	Emura et al.	474/161	8,888,631 B2 *	11/2014	Morita	474/153
8,066,603 B2 *	11/2011	Braedt	474/160	8,911,314 B2 *	12/2014	Braedt	474/160
8,202,185 B2 *	6/2012	Haesloop	474/161	8,956,254 B2 *	2/2015	Tokuyama et al.	474/160
				9,086,138 B1 *	7/2015	Emura	
				9,211,583 B2 *	12/2015	Crump et al.	

* cited by examiner

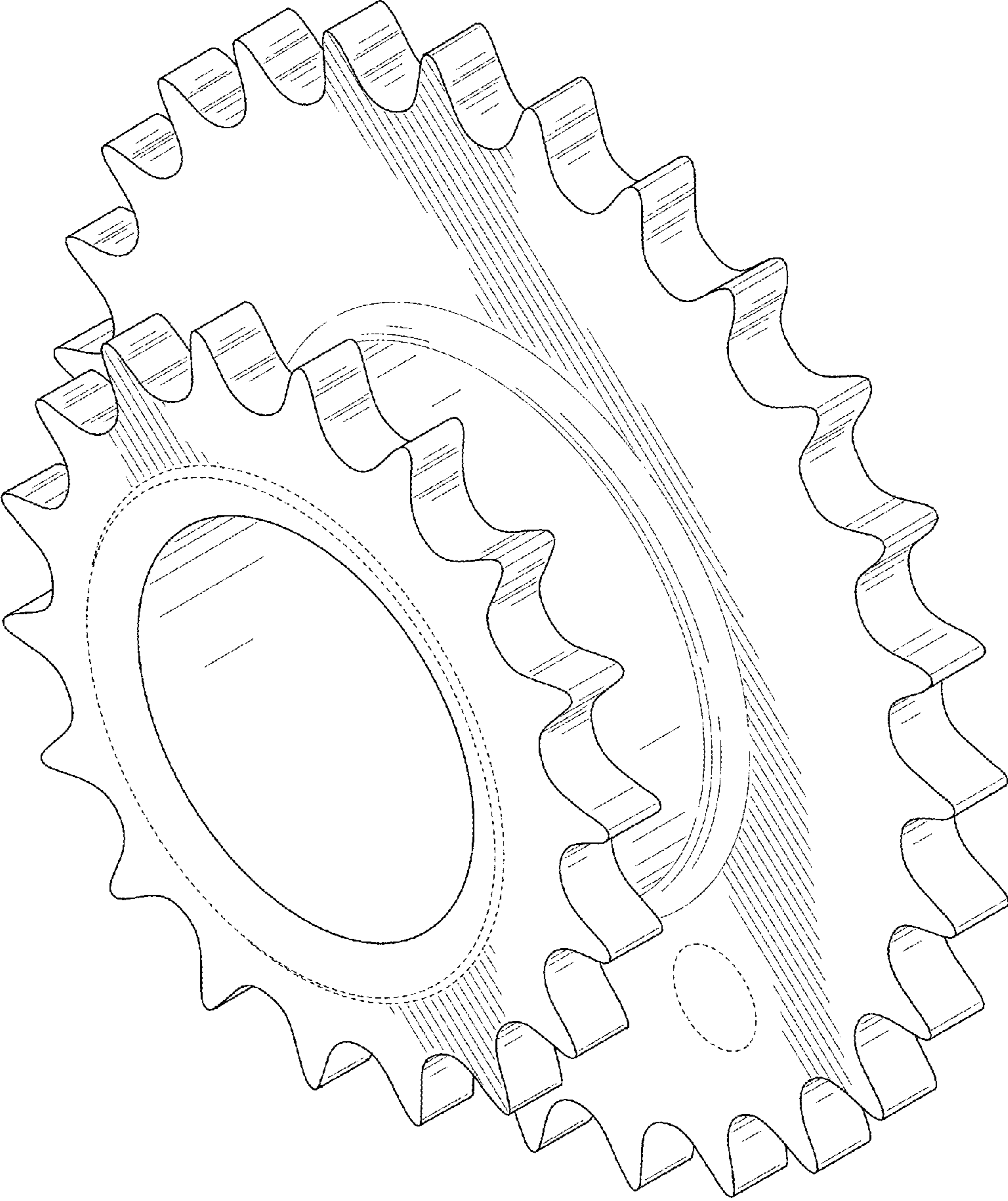


FIG. 1




FIG. 2

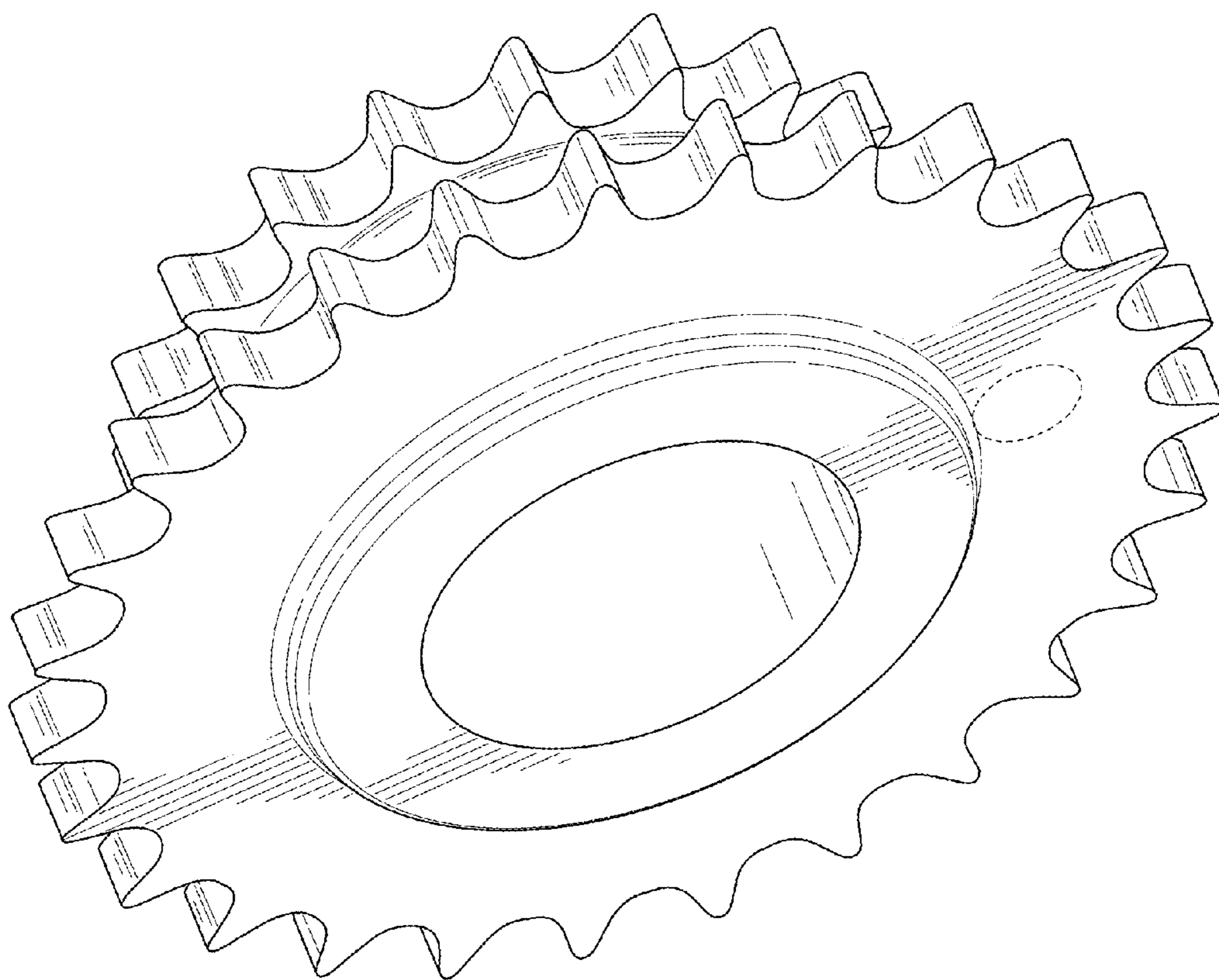


FIG. 3

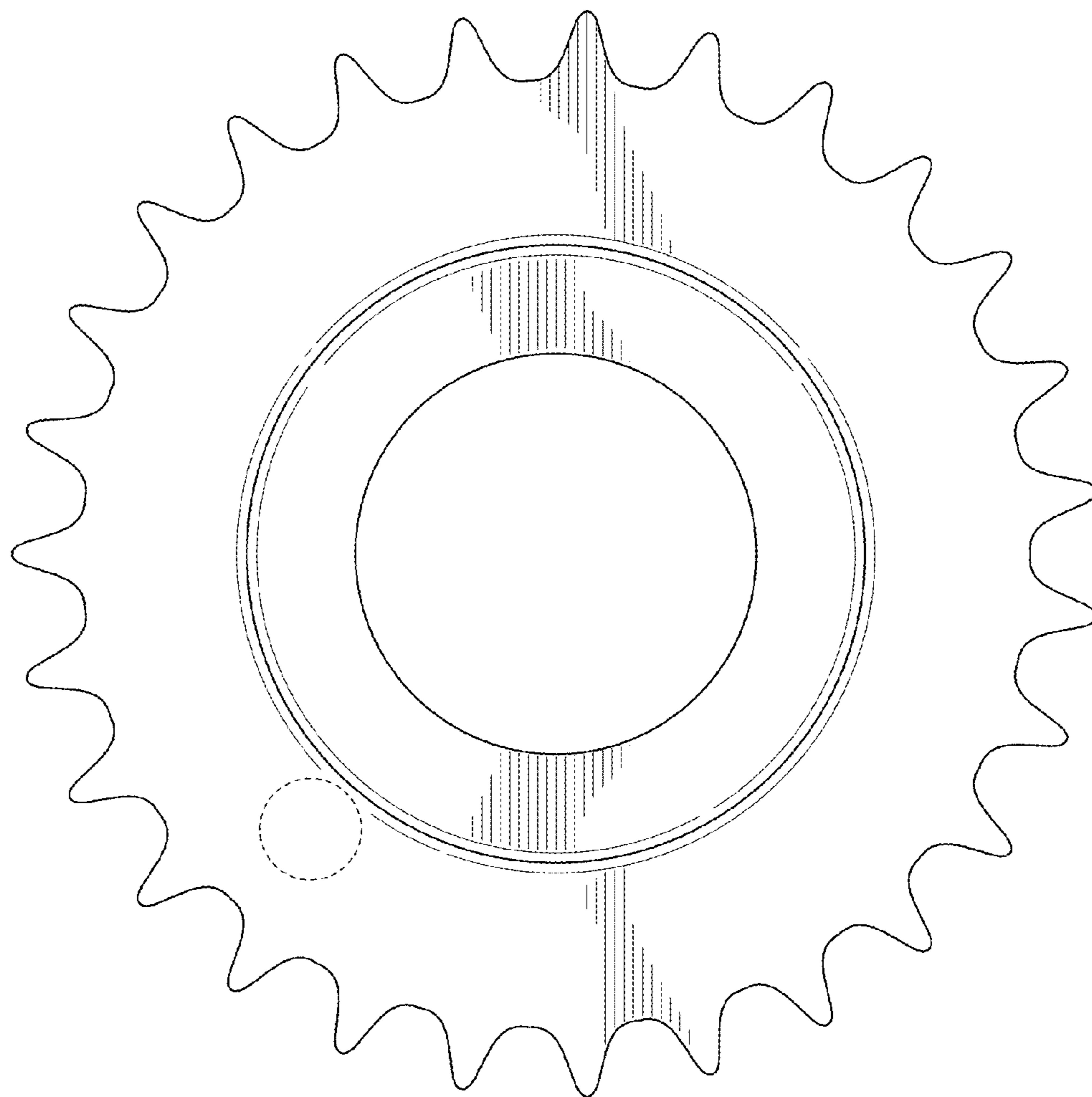


FIG. 4

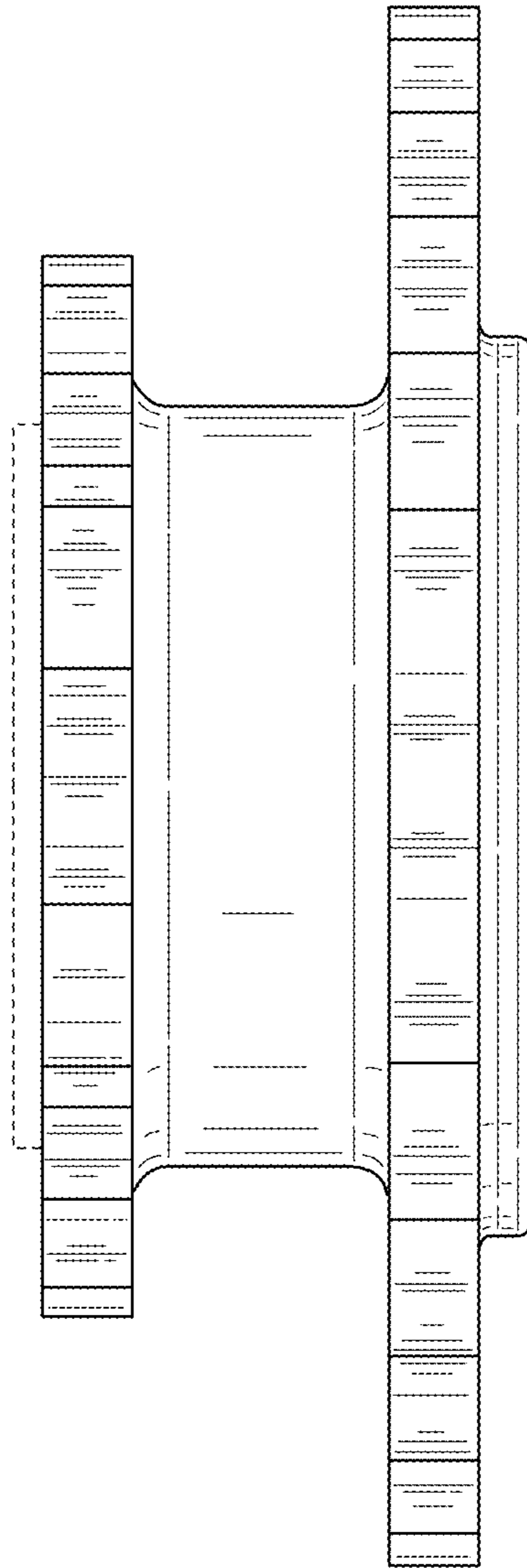


FIG. 5