



US00D757786S

(12) **United States Design Patent**
Yan et al.

(10) **Patent No.:** **US D757,786 S**
(45) **Date of Patent:** **** May 31, 2016**

(54) **PORTION OF A DISPLAY SCREEN WITH ANIMATED GRAPHICAL USER INTERFACE**

DESCRIPTION

(71) Applicant: **Tencent Technology (Shenzhen) Company Limited**, Shenzhen, Guangdong (CN)

(72) Inventors: **Wei Yan**, Shenzhen (CN); **Guang Yang**, Shenzhen (CN); **Qinghua Zhong**, Shenzhen (CN); **Yinglei Liang**, Shenzhen (CN); **Rui Rao**, Shenzhen (CN)

(73) Assignee: **Tencent Technology (ShenZhen) Company Limited** (CN)

(**) Term: **14 Years**

(21) Appl. No.: **29/459,144**

(22) Filed: **Jun. 26, 2013**

(51) **LOC (10) Cl.** **14-04**

(52) **U.S. Cl.**
USPC **D14/488**

(58) **Field of Classification Search**
USPC D14/485–495
CPC G06F 3/0482; G06F 3/04842; G06F 3/04817; G06F 3/048; G06F 17/211; G06F 17/212

See application file for complete search history.

(56) **References Cited**

U.S. PATENT DOCUMENTS

D658,670 S 5/2012 Ray et al.
D664,550 S 7/2012 Lee et al.

(Continued)

Primary Examiner — Kevin Rudzinski

Assistant Examiner — John Reickel

(74) *Attorney, Agent, or Firm* — Design IP

(57) **CLAIM**

The ornamental design for a portion of a display screen with animated graphical user interface, as shown and described.

FIG. 1 is a front view of a first image of a first embodiment of a portion of a display screen with animated graphical user interface showing our new design;

FIG. 2 is a front view of a second image thereof;

FIG. 3 is a front view of a third image thereof;

FIG. 4 is a front view of a fourth image thereof;

FIG. 5 is a front view of a fifth image thereof;

FIG. 6 is a front view of a first image of a second embodiment of a portion of a display screen with animated graphical user interface showing our new design;

FIG. 7 is a front view of a second image thereof;


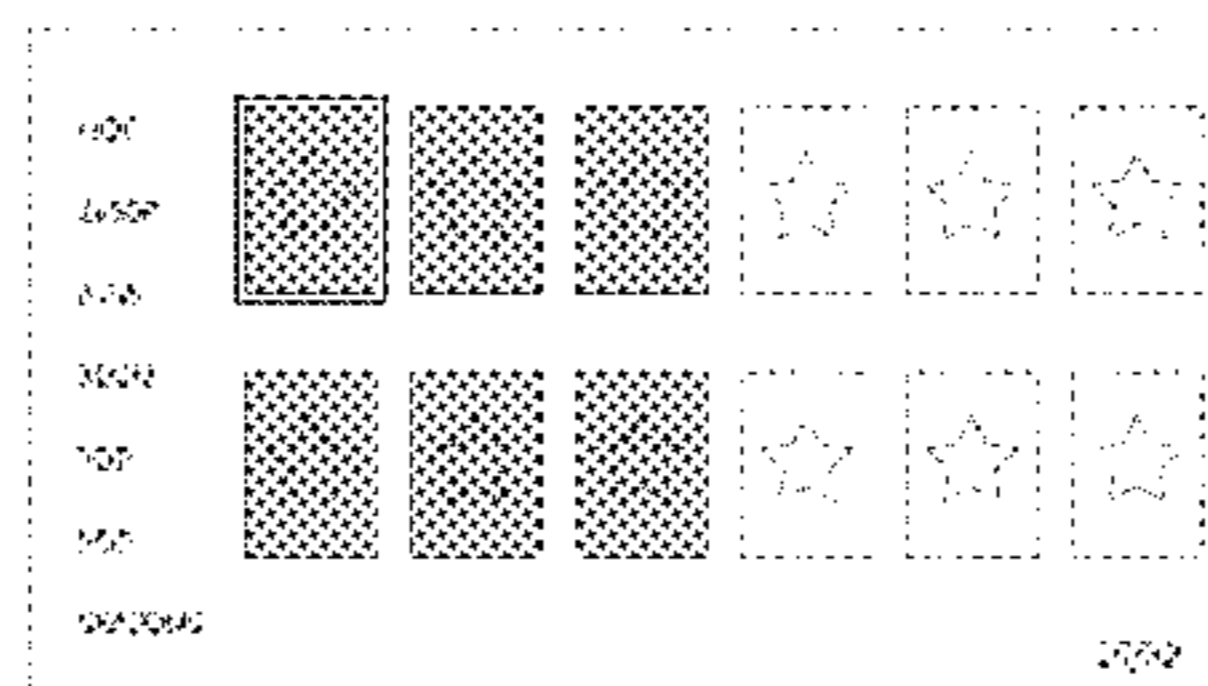
FIG. 8 is a front view of a third image thereof;

FIG. 9 is a front view of a fourth image thereof; and,

FIG. 10 is a front view of a fifth image thereof.

In the first embodiment, the appearance of the transitional image sequentially transitions between the images shown in FIGS. 1 through 5. In the second embodiment, the appearance of the transitional image sequentially transitions between the images shown in FIGS. 6 through 10. The process or period in which one image transitions to another image forms no part of the claimed design. The broken line showing of a portion of a display screen in FIGS. 1 through 10 forms no part of the claimed design. The broken line showing of text and portions of the graphical user interface in FIGS. 1 through 10 represents environmental subject matter and forms no part of the claimed design. All text shown in FIGS. 1 through 10 is shown in broken lines. The greyscale fill appearing in the some of the icons shown in the second and fourth images of each embodiment signifies that those icons are darkened relative to the icons having greyscale fill in the first and fifth images of each respective embodiment. The greyscale fill appearing in the some of the icons shown in the third image of each embodiment signifies that those icons are darkened relative to the icons having greyscale fill in the second and fourth images of each respective embodiment.

1 Claim, 10 Drawing Sheets



Page 13

(56)

References Cited

U.S. PATENT DOCUMENTS

D664,560 S	7/2012	Gilmore et al.	
D664,967 S	8/2012	Lee et al.	
D664,969 S	8/2012	Williams et al.	
D665,396 S	8/2012	Williams et al.	
D689,060 S *	9/2013	Tamura	D14/485
D694,775 S	12/2013	Gardner et al.	
D695,780 S *	12/2013	Edwards	D14/488
D695,781 S *	12/2013	Edwards	D14/488
D697,925 S	1/2014	Woo-Seok et al.	
D698,360 S	1/2014	Hwang et al.	
D699,743 S	2/2014	Arnold et al.	
D707,254 S	6/2014	Pitt	
D707,697 S	6/2014	Ranz et al.	
D708,210 S	7/2014	Capua et al.	
D711,411 S	8/2014	Yu et al.	
D712,420 S	9/2014	Song et al.	
D715,827 S	10/2014	Lacour et al.	
D715,832 S *	10/2014	Lee	D14/488
D716,337 S	10/2014	Lee	
D717,312 S *	11/2014	Matas	D14/485
D717,826 S	11/2014	Lacour et al.	
D718,331 S	11/2014	Lacour et al.	
D719,971 S *	12/2014	Tabata	D14/486
D732,562 S *	6/2015	Yan	D14/486
2012/0023441 A1	1/2012	Wu et al.	
2012/0079432 A1	3/2012	Lee et al.	

* cited by examiner

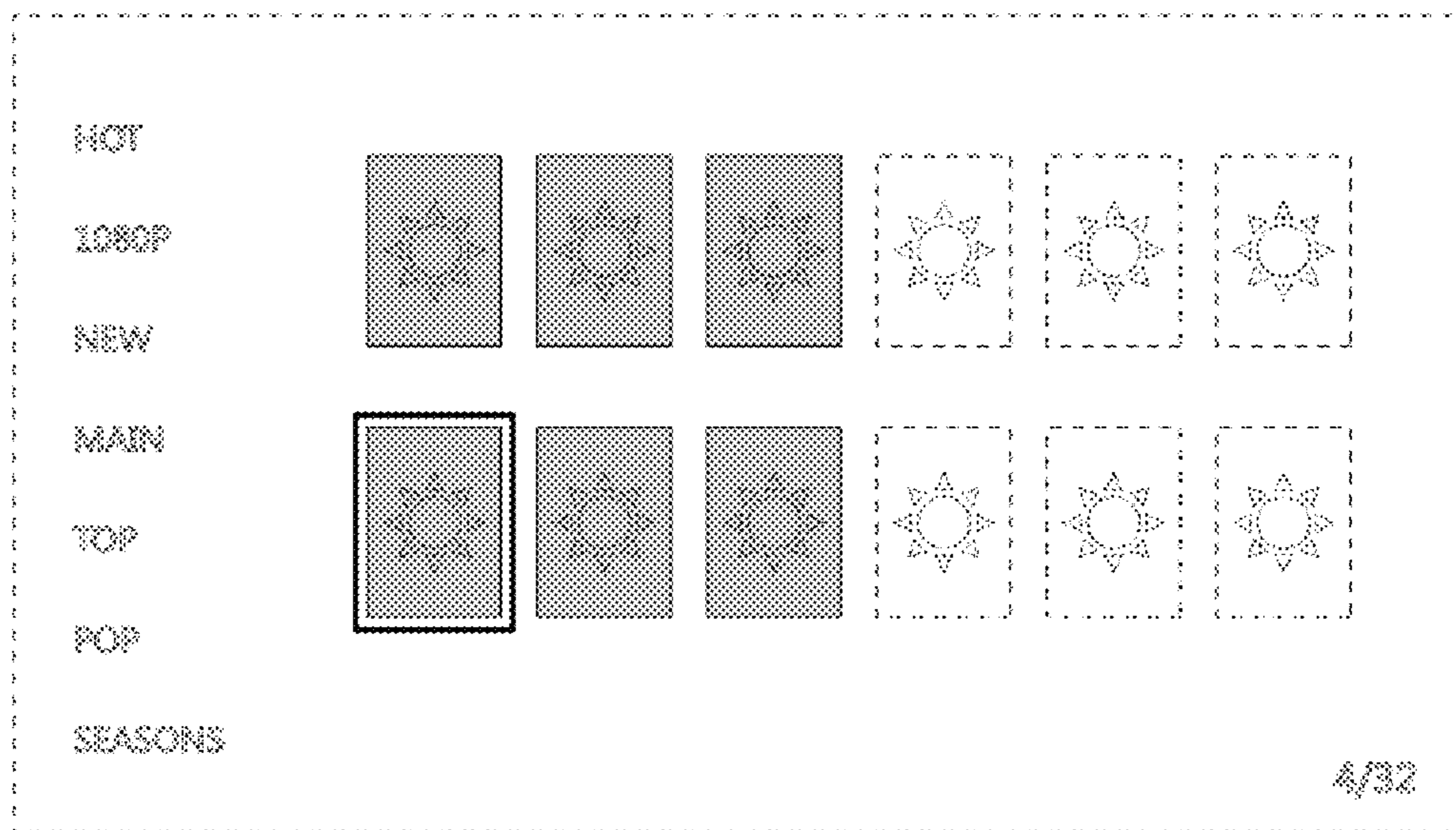


FIG. 1

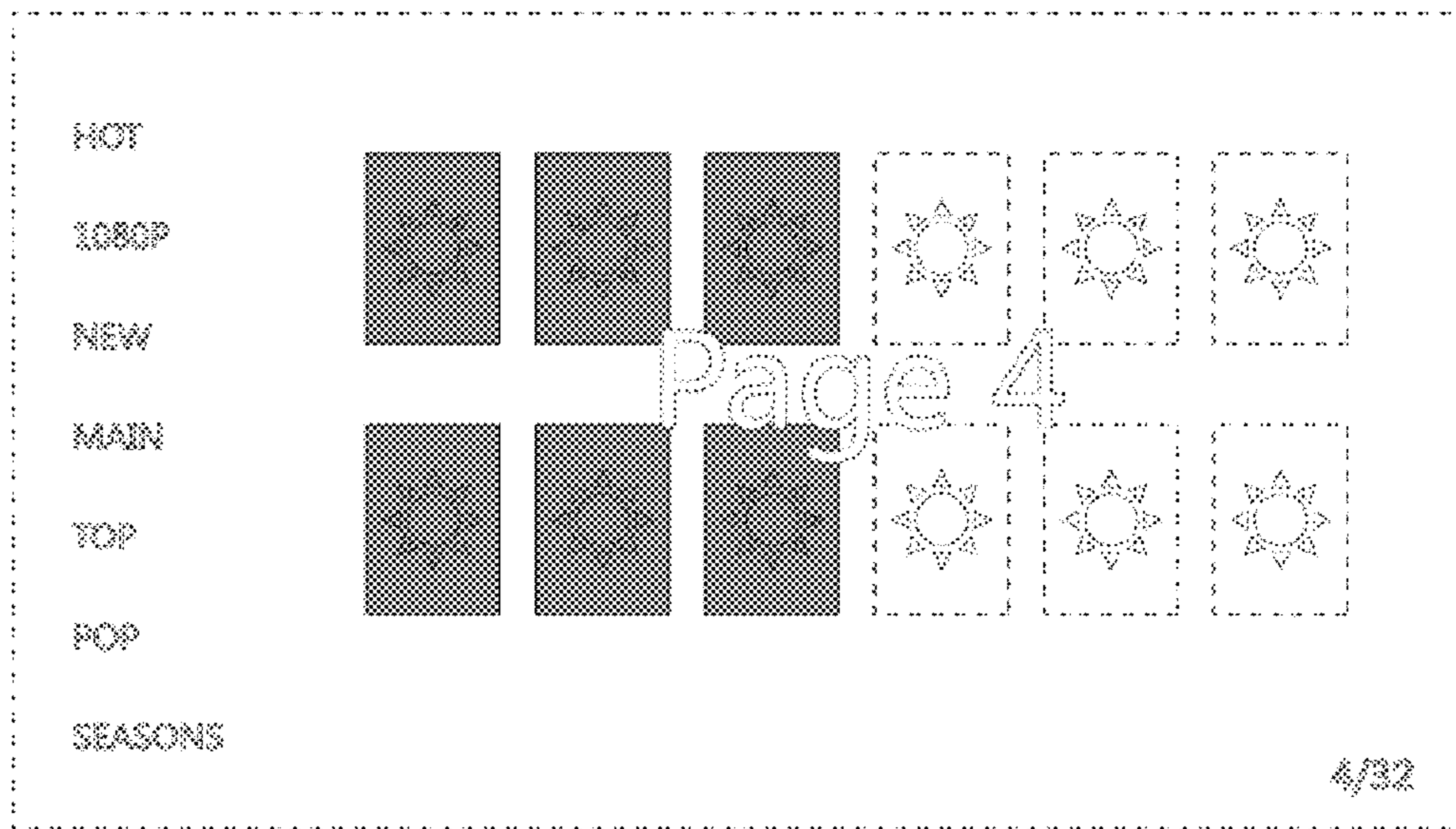


FIG. 2




FIG. 3




FIG. 4




FIG. 5

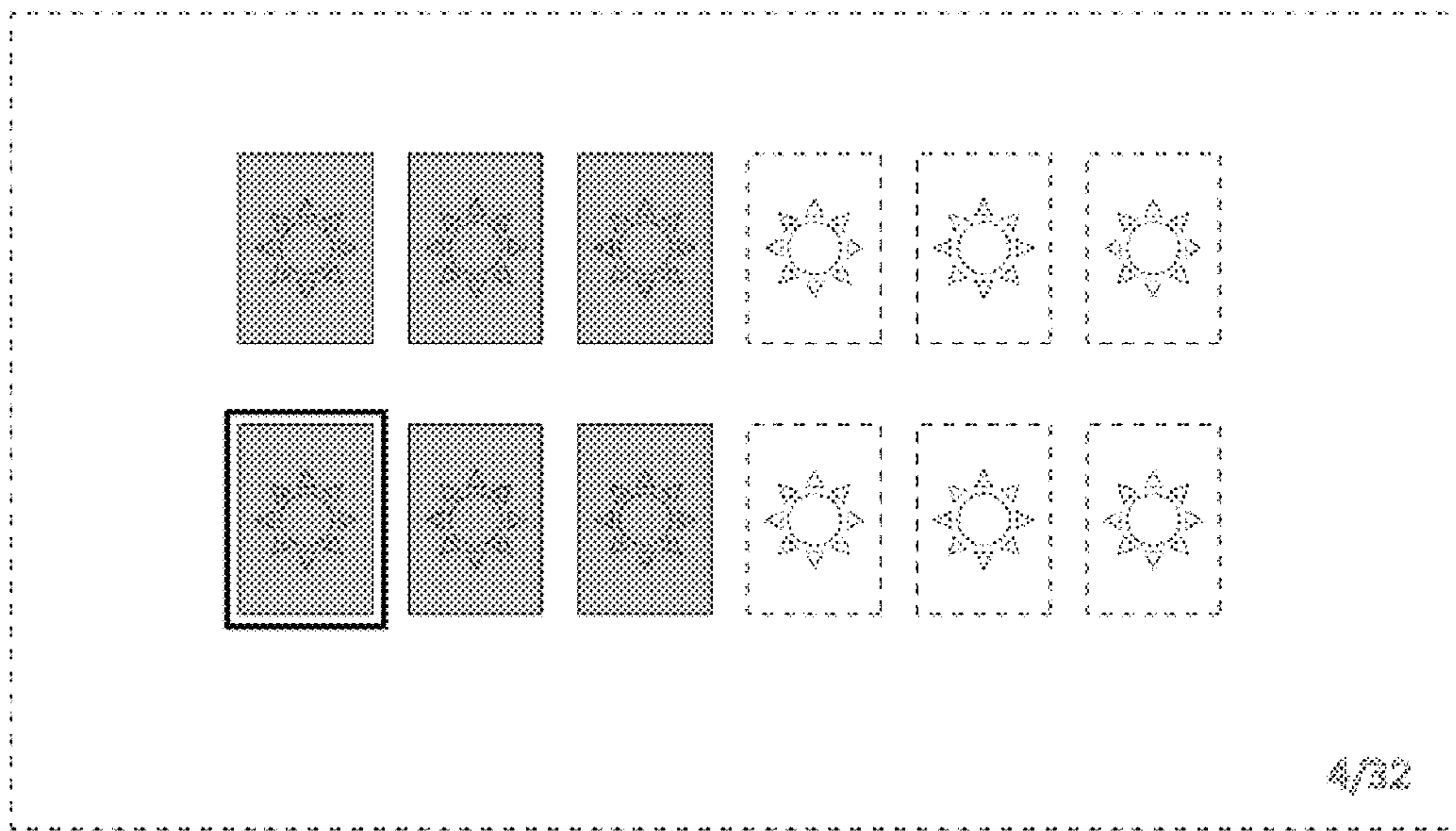


FIG. 6

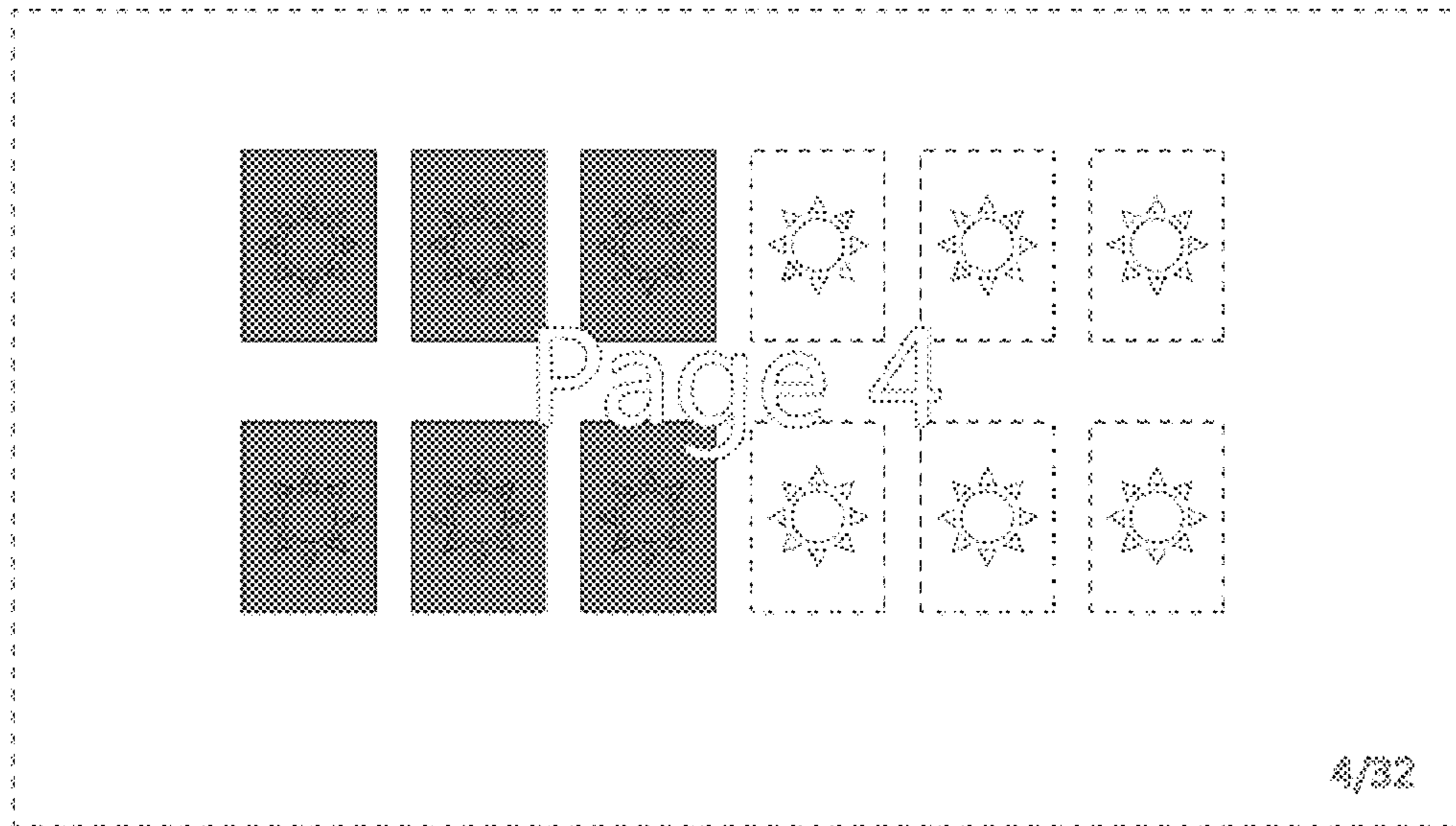


FIG. 7




FIG. 8

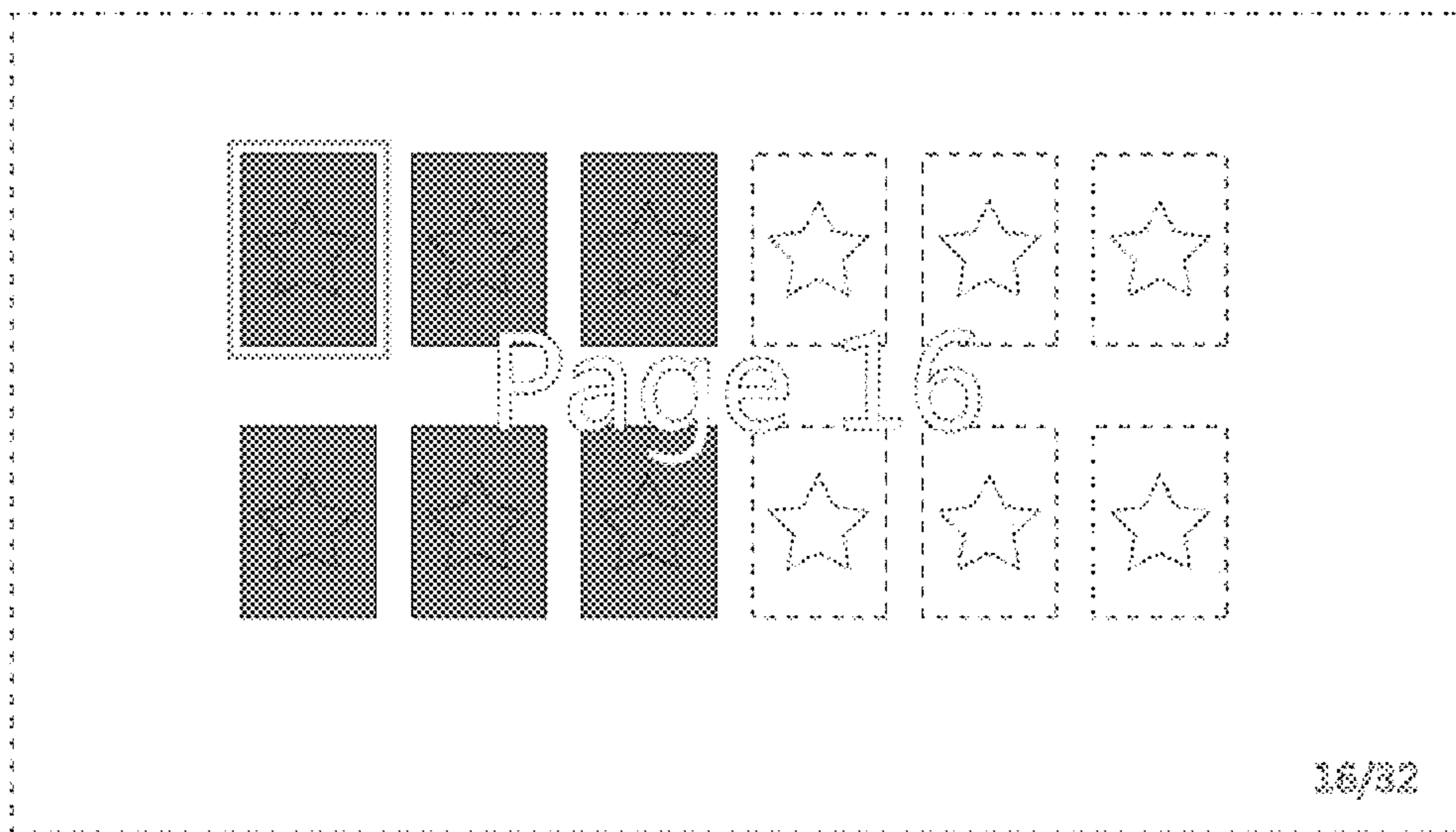


FIG. 9




FIG. 10