



US00D757769S

(12) **United States Design Patent**
Wang et al.

(10) **Patent No.:** **US D757,769 S**
(45) **Date of Patent:** **** May 31, 2016**

(54) **DISPLAY SCREEN OR PORTION THEREOF WITH A GRAPHICAL USER INTERFACE**

(71) Applicant: **Xiaomi Inc.**, Beijing (CN)

(72) Inventors: **Chuan Wang**, Beijing (CN); **Xijie Shen**, Beijing (CN); **Zhaopeng Cheng**, Beijing (CN); **Yongjian Sun**, Beijing (CN); **Chuangqi Li**, Beijing (CN); **Jun Wan**, Beijing (CN); **Yi Ru**, Beijing (CN); **Feng Li**, Beijing (CN); **Xing Yan**, Beijing (CN); **Qingsong Dai**, Beijing (CN)

(73) Assignee: **XIAOMI INC.**, Haidian District, Beijing (CN)

(**) Term: **14 Years**

(21) Appl. No.: **29/483,264**

(22) Filed: **Feb. 27, 2014**

(30) **Foreign Application Priority Data**

Aug. 30, 2013 (CN) 2013 1 0389864

(51) **LOC (10) Cl.** **14-04**

(52) **U.S. Cl.**
USPC **D14/486**

(58) **Field of Classification Search**
USPC D14/485-495
CPC ... G06F 3/048; G06F 3/0481; G06F 3/04817; G06F 3/0482
See application file for complete search history.

(56) **References Cited**

U.S. PATENT DOCUMENTS

D544,877 S *	6/2007	Sasser	D14/486
D599,812 S *	9/2009	Hirsch	D14/488
D603,416 S *	11/2009	Poling	D14/485
D625,322 S *	10/2010	Guntaur	D14/486
D656,508 S *	3/2012	Makhlouf	D14/486

D662,106 S *	6/2012	Mori	D14/486
D669,487 S *	10/2012	Yang	D14/486
D670,722 S *	11/2012	Yang	D14/486
D691,160 S *	10/2013	Schupp	D14/486
D700,205 S *	2/2014	Hartley	D14/487
D710,377 S *	8/2014	Rydenhag	D14/488
D710,875 S *	8/2014	McCormack	D14/487
D715,815 S *	10/2014	Bortman	D14/486

(Continued)

Primary Examiner — Kevin Rudzinski

(74) *Attorney, Agent, or Firm* — Jun He Law Offices P.C.; James J. Zhu

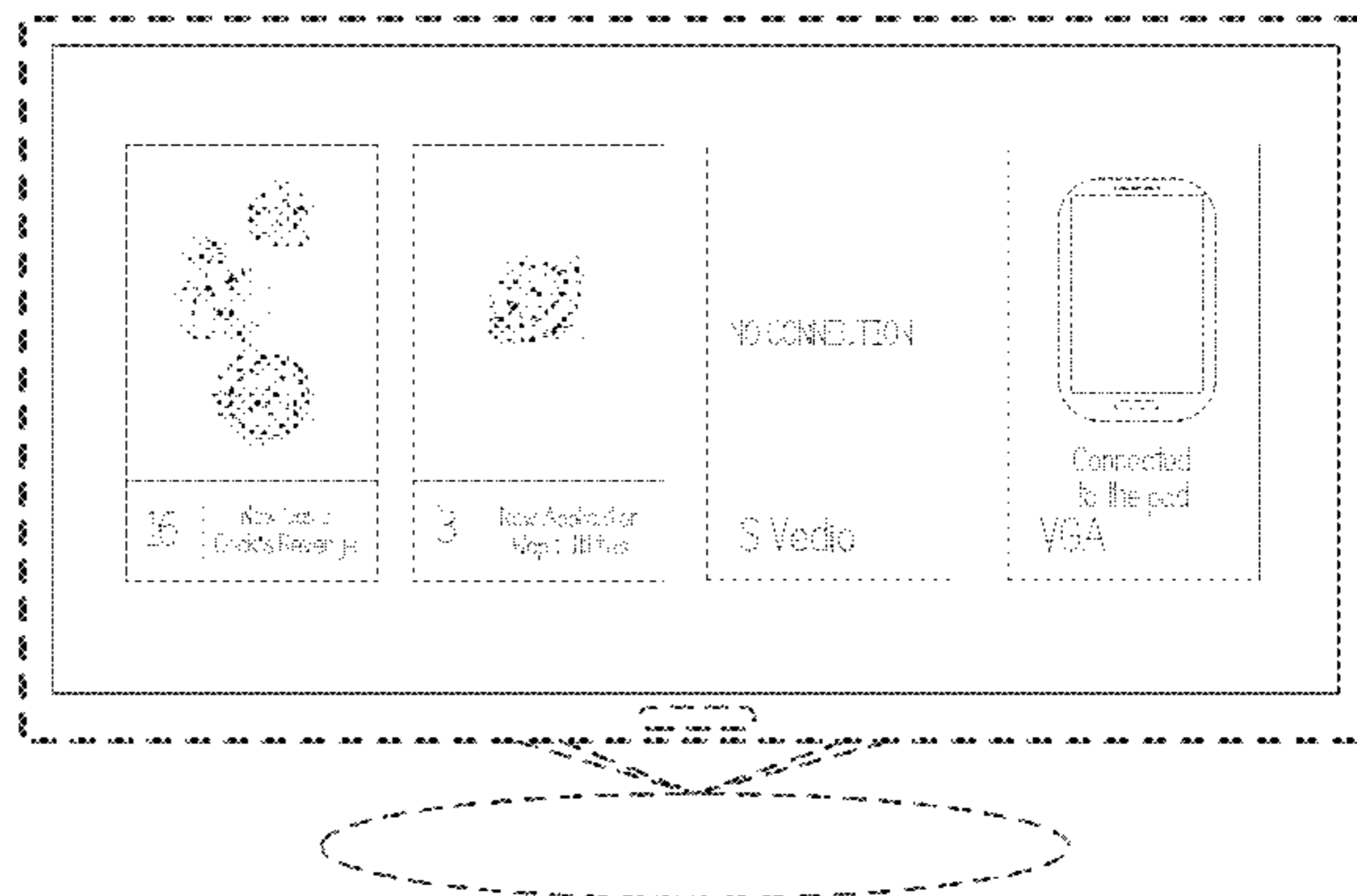
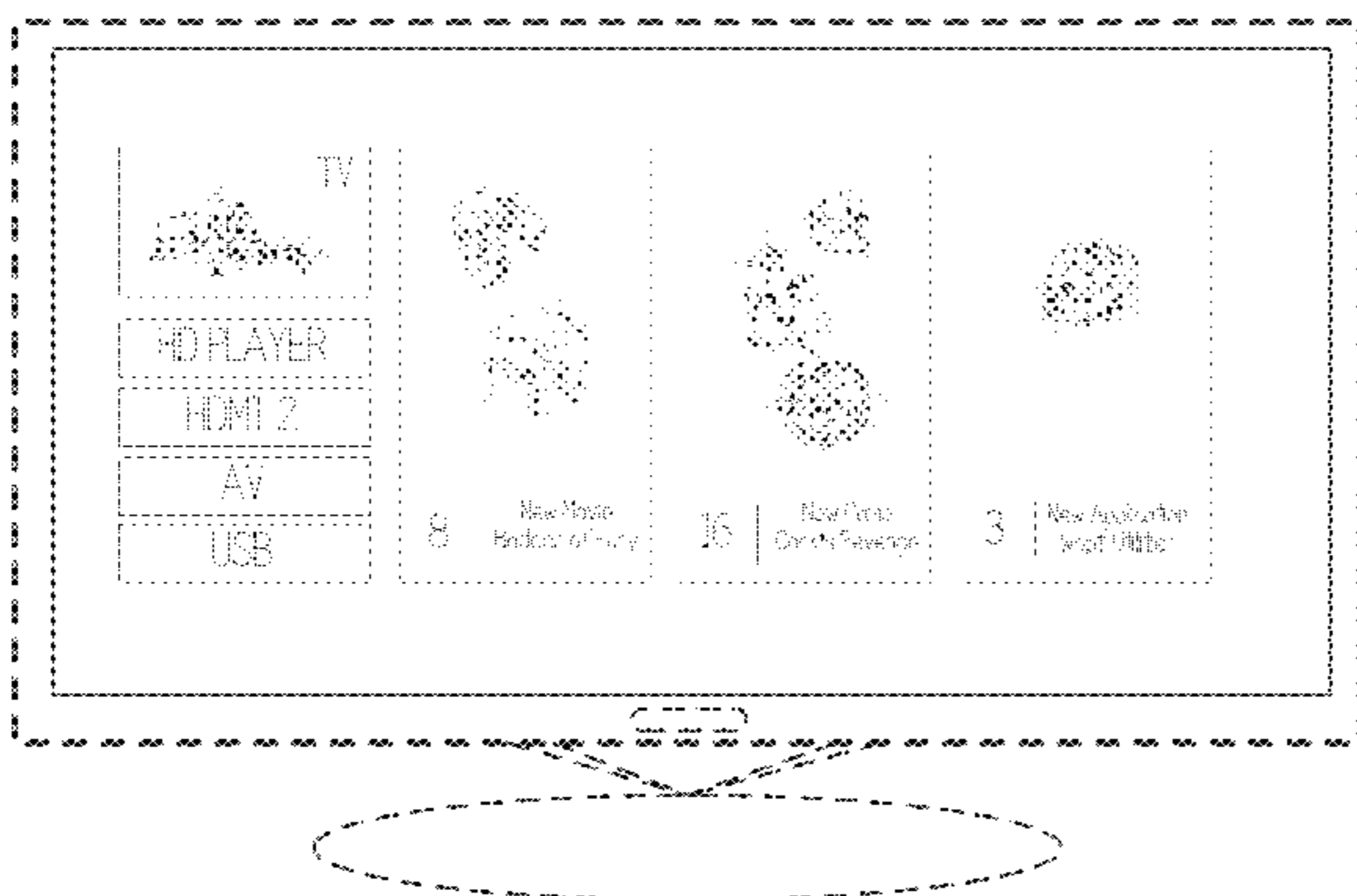
(57) **CLAIM**

The ornamental design for a display screen or portion thereof with a graphical user interface, as shown and described.

DESCRIPTION

FIG. 1 is a front view of a first image in a sequence for a display screen with a graphic user interface showing my new design;
 FIG. 2 is a front view of a second image thereof;
 FIG. 3 is a front view of a third image thereof;
 FIG. 4 is a front view of a first image of a second embodiment thereof;
 FIG. 5 is a front view of a second image of the second embodiment thereof; and
 FIG. 6 is a front view of a third image of the second embodiment thereof.
 The broken lines around the Figures showing a display screen or portion thereof are included for the purpose of illustrating environmental structure. The broken line showings of the text, numbers, symbols, function marks, and images in Figures are included for the purpose of illustrating portions of the display screen with a graphic user interface. The broken lines form no part of the claimed design. The transitional images sequentially transition between the images shown in FIGS. 1-3 and FIGS. 4-6. The process, sequence, or period in which one image transitions to another image forms no part of the claimed design.

1 Claim, 6 Drawing Sheets



US D757,769 S

Page 2

(56)

References Cited

U.S. PATENT DOCUMENTS

D720,767 S * 1/2015 Miller D14/486
D722,074 S * 2/2015 Lima D14/486
D722,319 S * 2/2015 Moore D14/486

D731,537 S * 6/2015 Jeong D14/488
D732,572 S * 6/2015 Nieminen D14/488
D733,732 S * 7/2015 Prajapati D14/486
D737,279 S * 8/2015 Taniuchi D14/485
D742,909 S * 11/2015 Lee D14/486

* cited by examiner

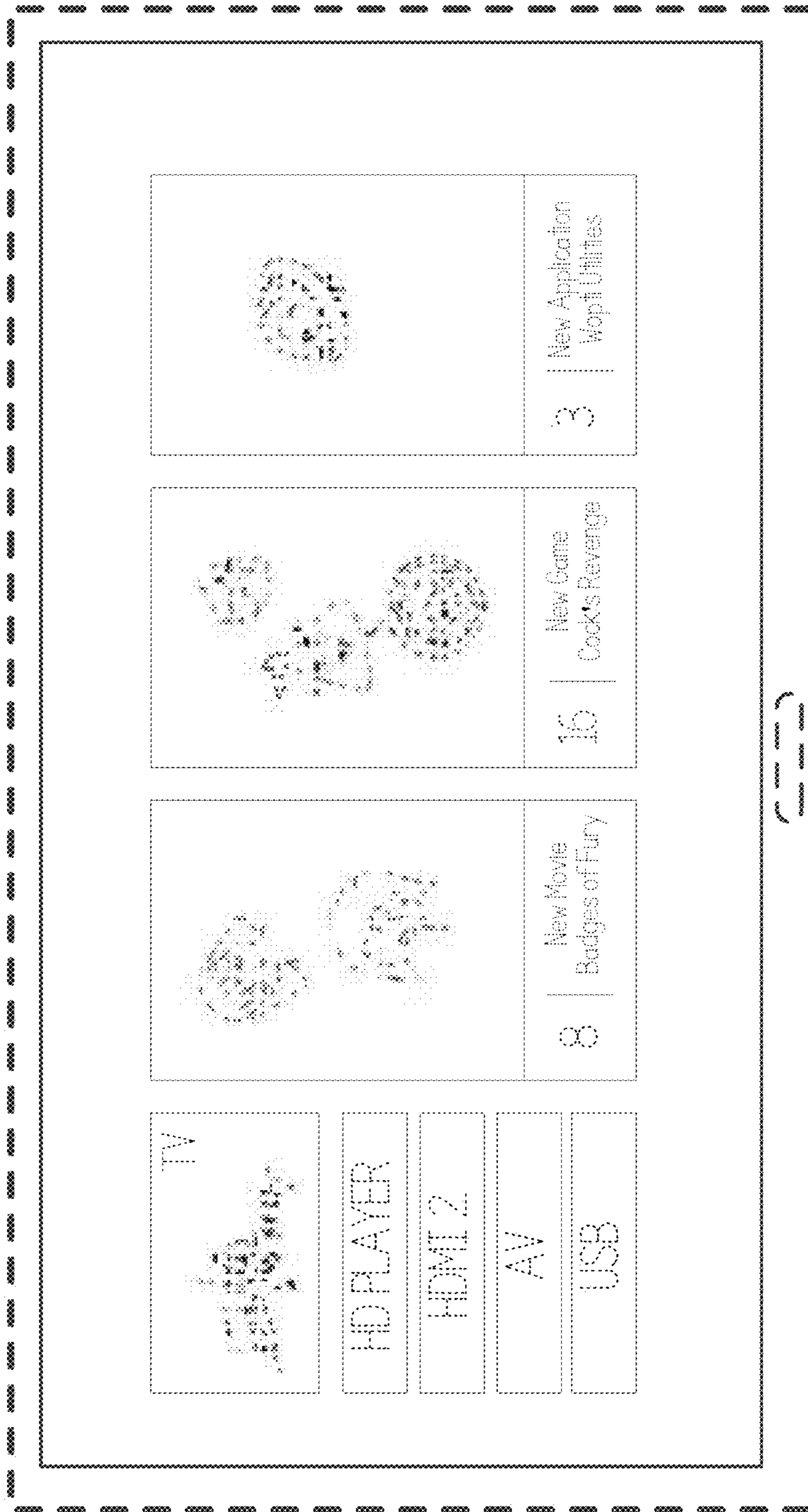


FIG.1

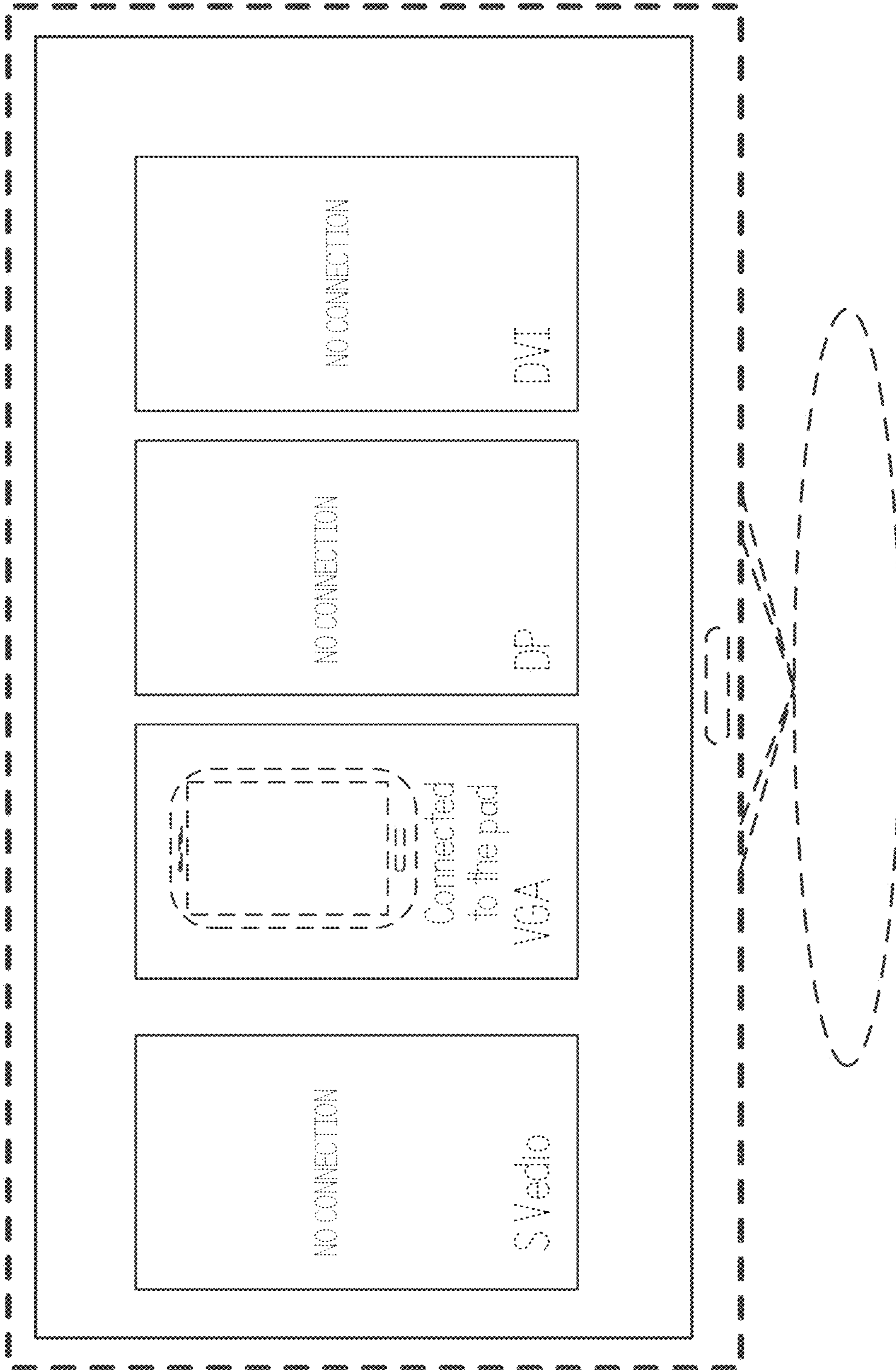


FIG.2




FIG.3

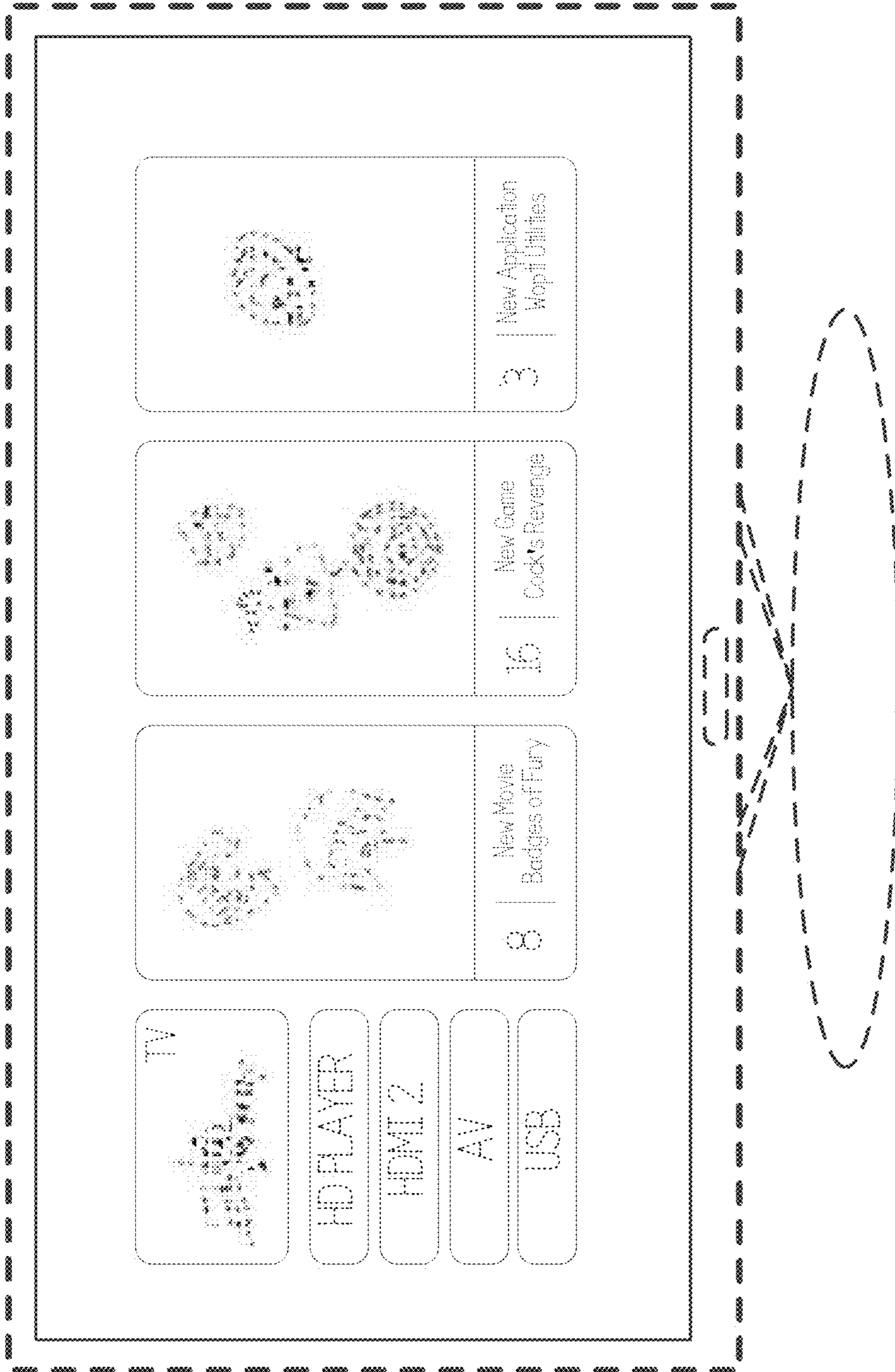


FIG.4

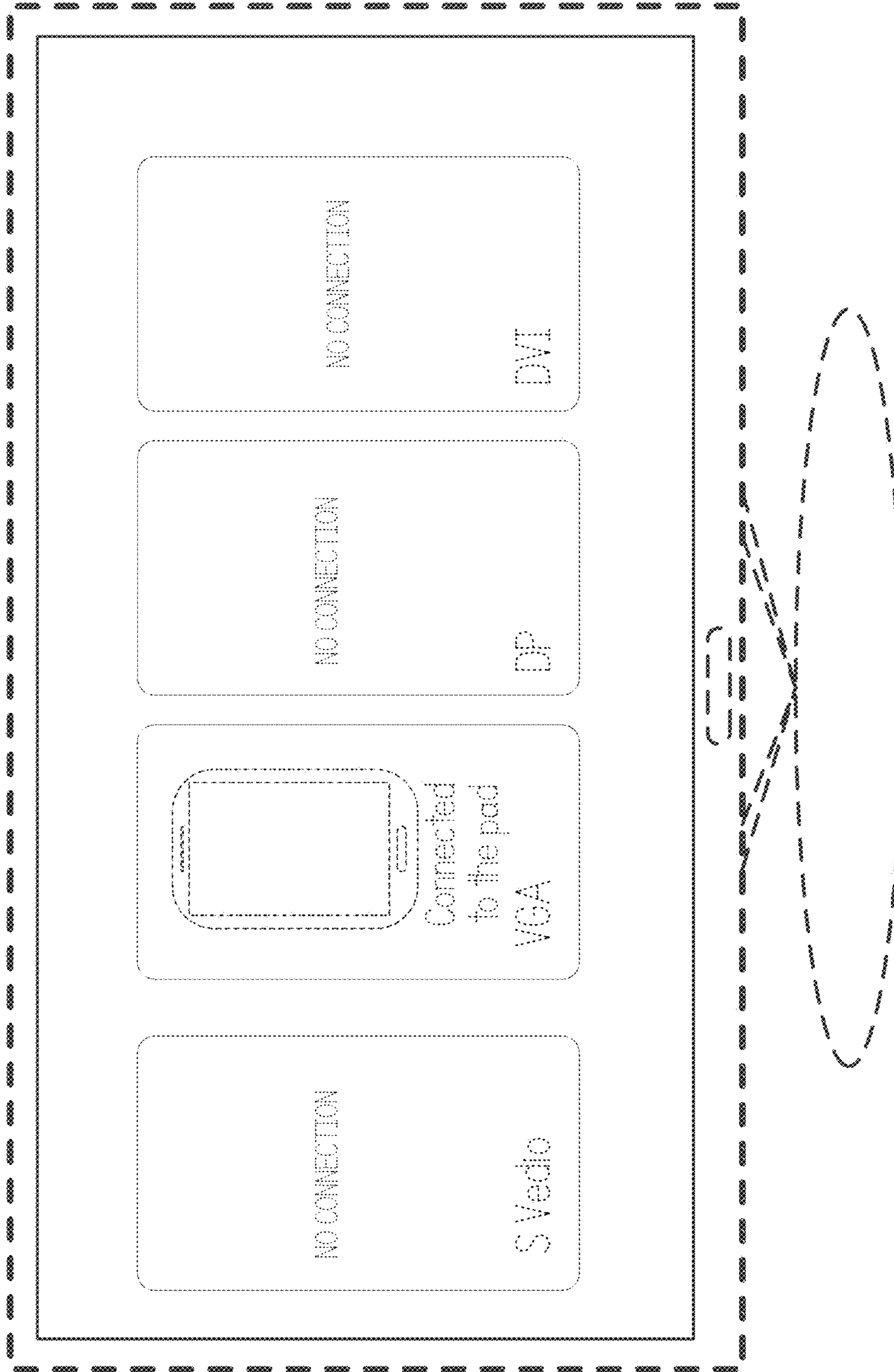


FIG.5

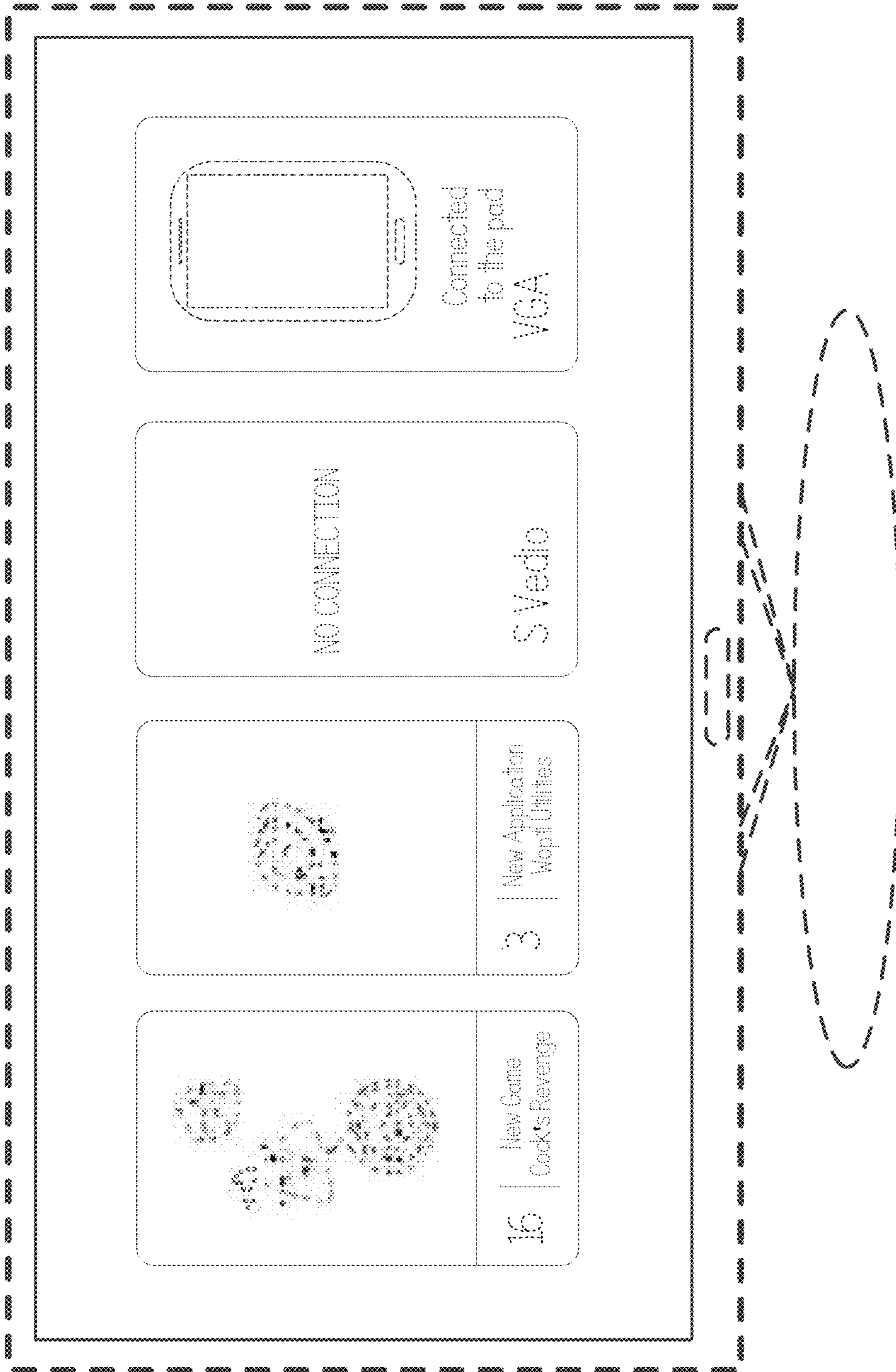


FIG.6