



US00D757732S

(12) **United States Design Patent**
Galanti et al.

(10) **Patent No.:** **US D757,732 S**
(45) **Date of Patent:** **** May 31, 2016**

(54) **CRADLE FOR MOBILE TERMINAL**

(71) Applicant: **Datalogic IP Tech S.r.l.**, Lippo di Calderara di Reno (IT)

(72) Inventors: **Manlio Galanti**, San Giovanni in Persiceto (IT); **Claudio Mazzone**, Crespellano (IT); **Monica Alegiani**, Silvi (IT)

(73) Assignee: **Datalogic IP Tech S.r.l.**, Lippo di Calderara di Reno (Bologna) (IT)

(**) Term: **14 Years**

(21) Appl. No.: **29/525,175**

(22) Filed: **Apr. 28, 2015**

(30) **Foreign Application Priority Data**

Nov. 12, 2014 (EM) 002577189

(51) **LOC (10) Cl.** **14-02**

(52) **U.S. Cl.**
USPC **D14/453**

(58) **Field of Classification Search**
USPC D14/434, 447, 453, 432, 433, 385, 357, D14/149, 457, 253, 251, 356, 242, 439, 344, D14/140.2, 140.5, 140.9, 203.8, 209.1, D14/224.1, 227, 229, 238; D13/108, 118, D13/199, 107, 177, 119, 184; D3/218, 228, D3/269; D18/12; D8/349, 382; 361/683, 361/686, 679, 600, 679.44, 679.09, 679.26, 361/679.58; 455/557, 556.1, 556.2, 575.4, 455/569.2, 569.1; 248/346.03, 176.1, 248/181.1, 309.1, 221.11, 349.1, 131, 418, 248/346.01, 918, 920; 200/6 R; 206/701; 320/113-115, 107, 108; 379/426; 345/156, 901, 905; 439/374, 131, 529, 439/534, 929, 346, 31, 640; 235/472.01, 235/454, 462.01, 462.32, 462.41, 462.45, 235/462.48, 462.46, 462.43, 462.42, 235/462.14, 462.1, 462.13, 472.02; 429/100; 382/135; 312/223.1


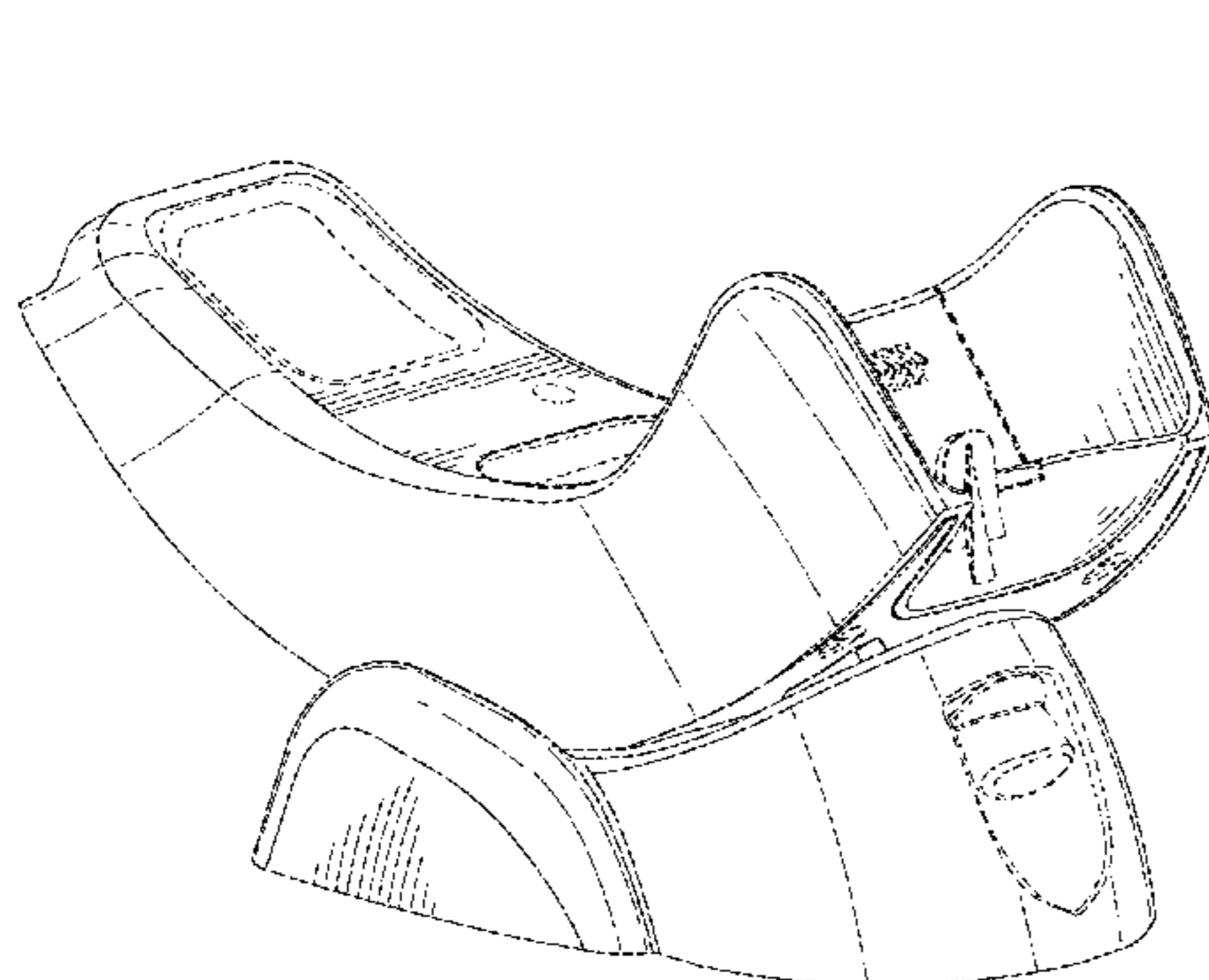
CPC G06K 7/109; G06K 7/10881; G06K 7/10861; G06K 7/10594; G06K 7/10831; G06K 7/1096; G06K 7/10851; G06K 7/10821; G06K 7/10475; G06K 17/0022; G06F 1/1632; G07G 1/0018; G07G 1/0045; Y10S 248/92; F16M 11/10; F16M 11/08; F16M 11/041; F16M 11/00; F16M 11/046; F16M 11/2021; F16M 13/00; F16M 2200/08; A47F 9/046; H02J 7/0044; H04M 1/04

See application file for complete search history.

(56) **References Cited**

U.S. PATENT DOCUMENTS

D210,777 S *	4/1968	Dreyfuss	D14/149
3,538,267 A *	11/1970	Ross	H04M 1/06 379/455
D252,570 S *	8/1979	Genaro	D14/149
D271,971 S *	12/1983	Genaro	D14/149
D278,056 S *	3/1985	Genaro	D14/149
D278,534 S *	4/1985	Aldrich	D14/149
D278,708 S *	5/1985	Taylor	D14/149
D279,289 S *	6/1985	Bhat	D14/149
D279,776 S *	7/1985	Mitchell	D14/149
D280,098 S *	8/1985	McGarvey	D14/149
D282,257 S *	1/1986	Felix	D14/149
D284,655 S *	7/1986	Marshall	D14/149
D284,764 S *	7/1986	Felix	D14/149
D287,964 S *	1/1987	Perkins	D14/149
D289,394 S *	4/1987	Brown	D14/149
D297,534 S *	9/1988	Daniels	379/440
D298,827 S *	12/1988	Miozzo	379/428.01
D314,173 S *	1/1991	Soren	D13/108
D315,161 S *	3/1991	Watanabe	D13/108
D321,510 S *	11/1991	Langlois	D14/142
5,220,270 A *	6/1993	Peickert	H02J 7/0045 320/107
5,340,973 A *	8/1994	Knowles	G02B 26/106 235/462.22
D350,356 S *	9/1994	Wood	D14/253
D352,711 S *	11/1994	Solomita	D13/108
5,371,784 A *	12/1994	Yankura	H04M 19/08 320/115
D354,961 S *	1/1995	Richards	D14/253
D355,651 S *	2/1995	Lee	D14/149
D358,387 S *	5/1995	Tokiyama	D14/149
D360,723 S *	7/1995	Kasai	D13/108
D362,004 S *	9/1995	Nakano	D14/149
D363,917 S *	11/1995	Kanou	D13/108
D365,106 S *	12/1995	Haltorf	D14/253



(56)

References Cited

U.S. PATENT DOCUMENTS

D368,098 S * 3/1996 Su D13/108
 D368,479 S * 4/1996 Larson D14/149
 D369,797 S * 5/1996 Hillier D13/108
 D379,819 S * 6/1997 Kelley D14/253
 D383,759 S * 9/1997 Nagele D14/149
 D386,176 S * 11/1997 Diamantis D14/149
 D398,927 S * 9/1998 Read D14/149
 D400,209 S * 10/1998 Williams D14/253
 D404,397 S * 1/1999 Lucaci D14/253
 D405,453 S * 2/1999 Richter D14/253
 5,874,723 A * 2/1999 Hasegawa G06K 7/0008
 235/439
 D418,500 S * 1/2000 Giordano D14/429
 D422,965 S * 4/2000 Laufer D13/108
 D428,387 S * 7/2000 Malloy D13/107
 D433,996 S * 11/2000 Ma D13/110
 D442,545 S * 5/2001 Isonaga D13/108
 D466,511 S * 12/2002 Croley D14/434
 D470,136 S * 2/2003 Chin D13/108
 6,532,314 B1 * 3/2003 Plain G06K 7/10881
 235/1 E
 D493,801 S * 8/2004 Byun D14/434
 D517,086 S * 3/2006 Siebel D14/453
 7,013,570 B2 * 3/2006 Levine G01C 15/004
 200/61.41
 D530,232 S * 10/2006 Gist D10/65
 D534,489 S * 1/2007 Klein D13/108
 D538,290 S * 3/2007 Johnson D14/453
 D547,265 S * 7/2007 Aglassinger D13/108
 D548,689 S * 8/2007 Baxter D13/108
 D551,618 S * 9/2007 Aglassinger D13/108
 D563,867 S * 3/2008 Ahlgren D13/107
 D583,370 S * 12/2008 Grande D14/253
 D601,498 S * 10/2009 Aglassinger D13/107
 D604,271 S * 11/2009 Lewis D14/218
 D629,003 S * 12/2010 Alegiani D14/453
 D645,820 S * 9/2011 Lin D13/118
 D680,652 S * 4/2013 Centen D24/167
 D707,673 S * 6/2014 Lan D14/253
 D710,362 S * 8/2014 Kaminsky D14/420
 D713,836 S * 9/2014 Cheon D14/253
 D716,818 S * 11/2014 Alegiani D14/453
 D740,295 S * 10/2015 Alegiani D14/453
 2001/0000907 A1 * 5/2001 Knowles G02B 26/106
 235/462.22
 2005/0274810 A1 * 12/2005 Schmidt B82Y 15/00
 235/462.3
 2006/0192015 A1 * 8/2006 DiGiovanna G01R 31/043
 235/472.02
 2008/0149798 A1 * 6/2008 Tinoco B60R 11/02
 248/346.04
 2010/0308116 A1 * 12/2010 Sani A45C 11/00
 235/472.01
 2011/0069877 A1 * 3/2011 Vincenzi G06K 7/10881
 382/135

2011/0073658 A1 * 3/2011 Vassura G06K 7/10881
 235/472.01
 2012/0049784 A1 * 3/2012 Klicpera H02J 7/0027
 320/103

* cited by examiner

Primary Examiner — Susan Moon Lee
 (74) Attorney, Agent, or Firm — Duane Morris LLP

(57) CLAIM

We claim the ornamental design for a cradle for mobile terminal, as shown and described.

DESCRIPTION

FIG. 1 is a perspective rear view of a cradle for mobile terminal according to the present invention.
 FIG. 2 is a perspective front view of the cradle for mobile terminal of FIG. 1.
 FIG. 3 is a rear view of the cradle for mobile terminal of FIG. 1.
 FIG. 4 is a front view of the cradle for mobile terminal of FIG. 1.
 FIG. 5 is a right side view of the cradle for mobile terminal of FIG. 1.
 FIG. 6 is a left side view of the cradle for mobile terminal of FIG. 1.
 FIG. 7 is a top view of the cradle for mobile terminal of FIG. 1.
 FIG. 8 is a bottom view of the cradle for mobile terminal of FIG. 1.
 FIG. 9 is a perspective rear view of another embodiment of a cradle for mobile terminal according to the present invention.
 FIG. 10 is a perspective front view of the cradle for mobile terminal of FIG. 9.
 FIG. 11 is a rear view of the cradle for mobile terminal of FIG. 9.
 FIG. 12 is a front view of the cradle for mobile terminal of FIG. 9.
 FIG. 13 is a right side view of the cradle for mobile terminal of FIG. 9.
 FIG. 14 is a left side view of the cradle for mobile terminal of FIG. 9.
 FIG. 15 is a top view of the cradle for mobile terminal of FIG. 9; and,
 FIG. 16 is a bottom view of the cradle for mobile terminal of FIG. 9.
 Broken lines and unshaded portions contained within broken lines are not claimed.

1 Claim, 16 Drawing Sheets

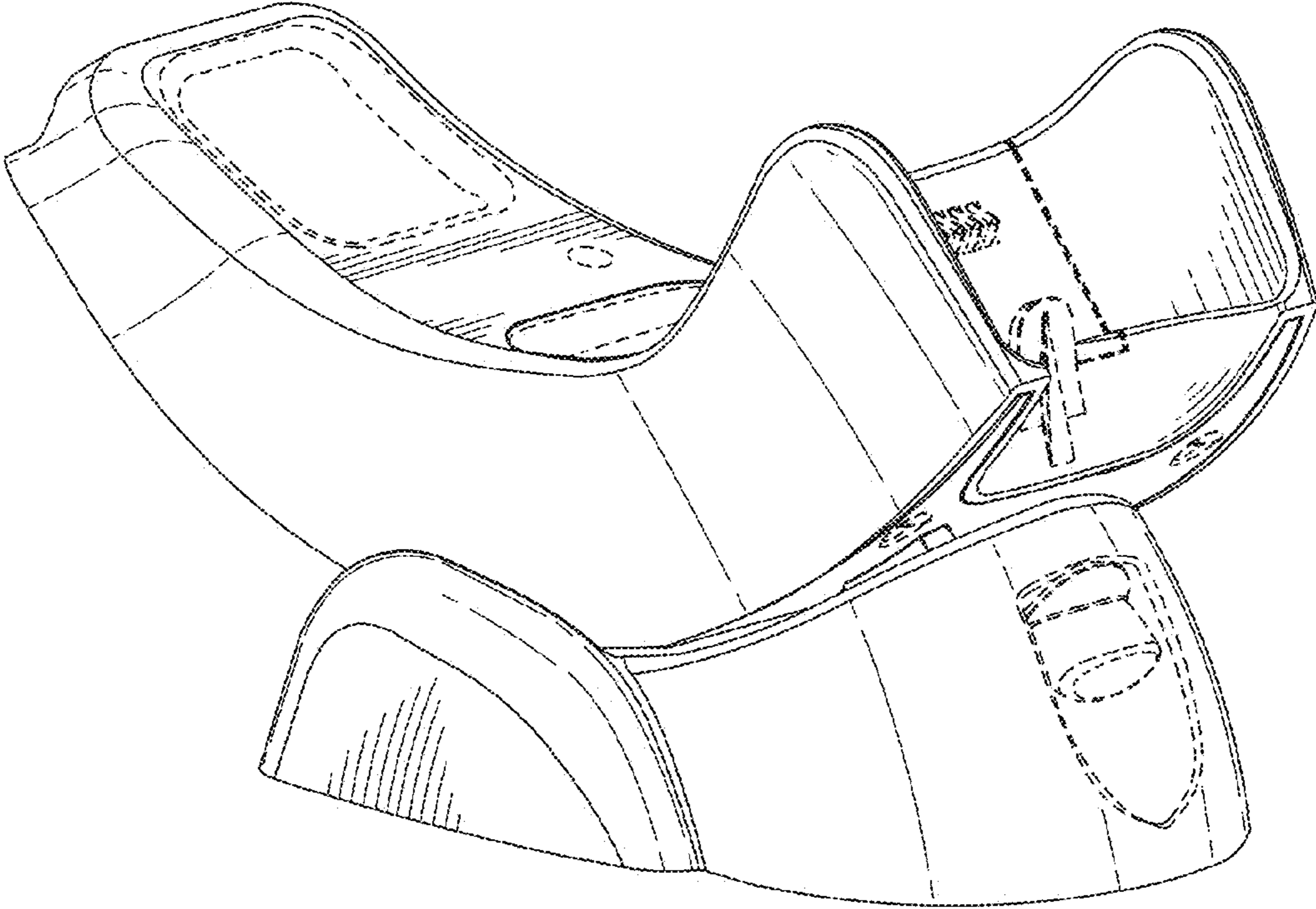


FIG. 1

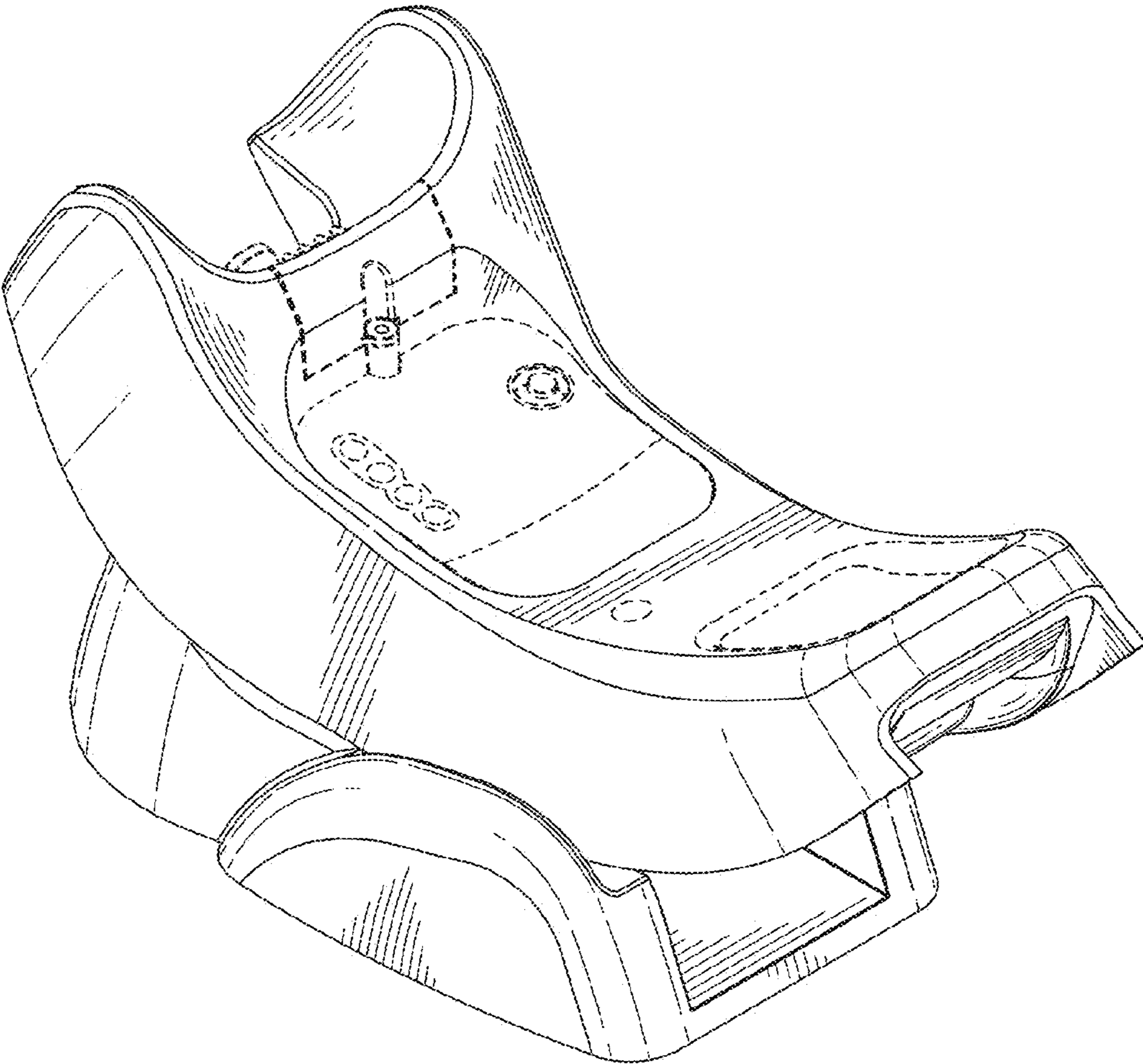


FIG. 2

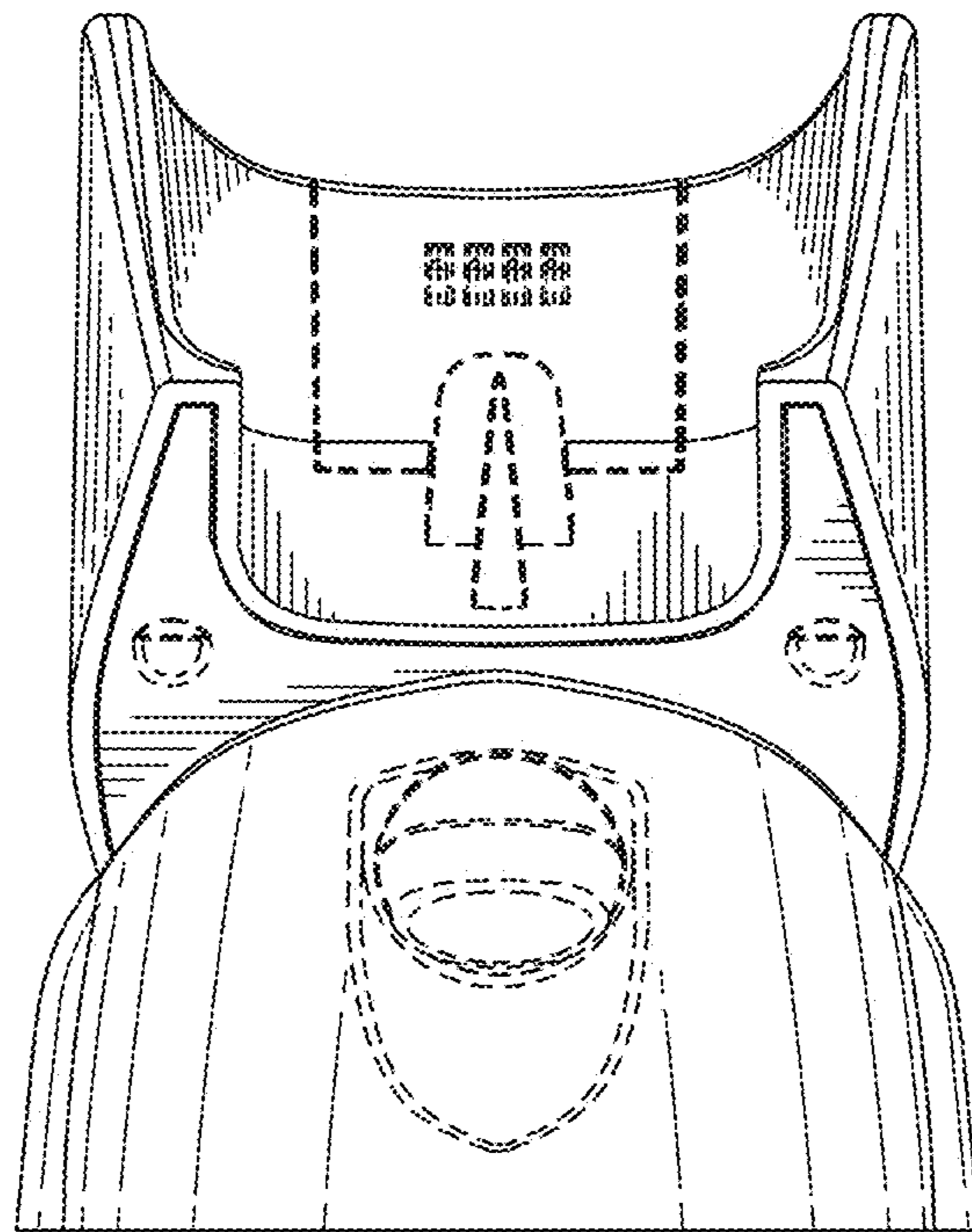


FIG. 3

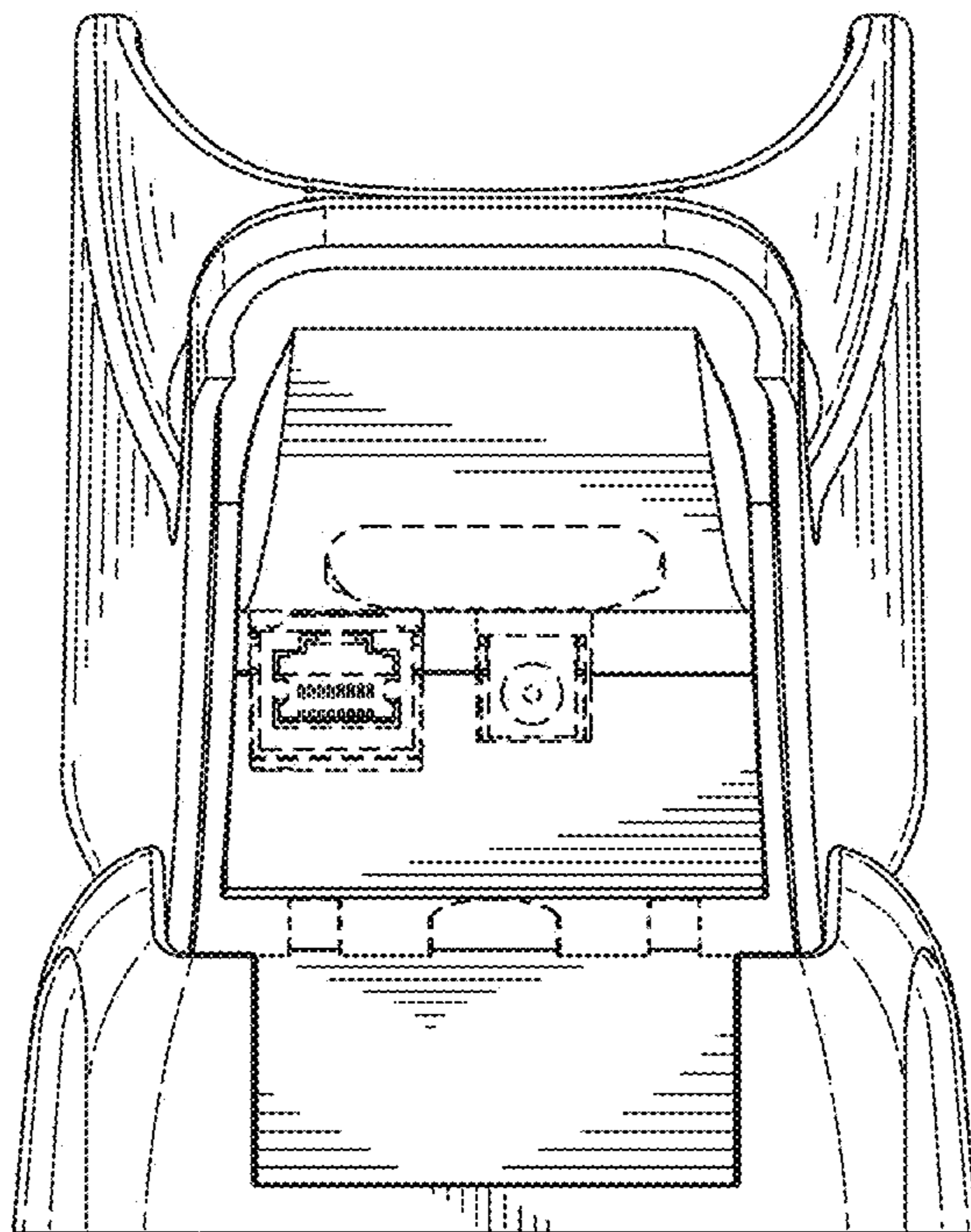


FIG. 4

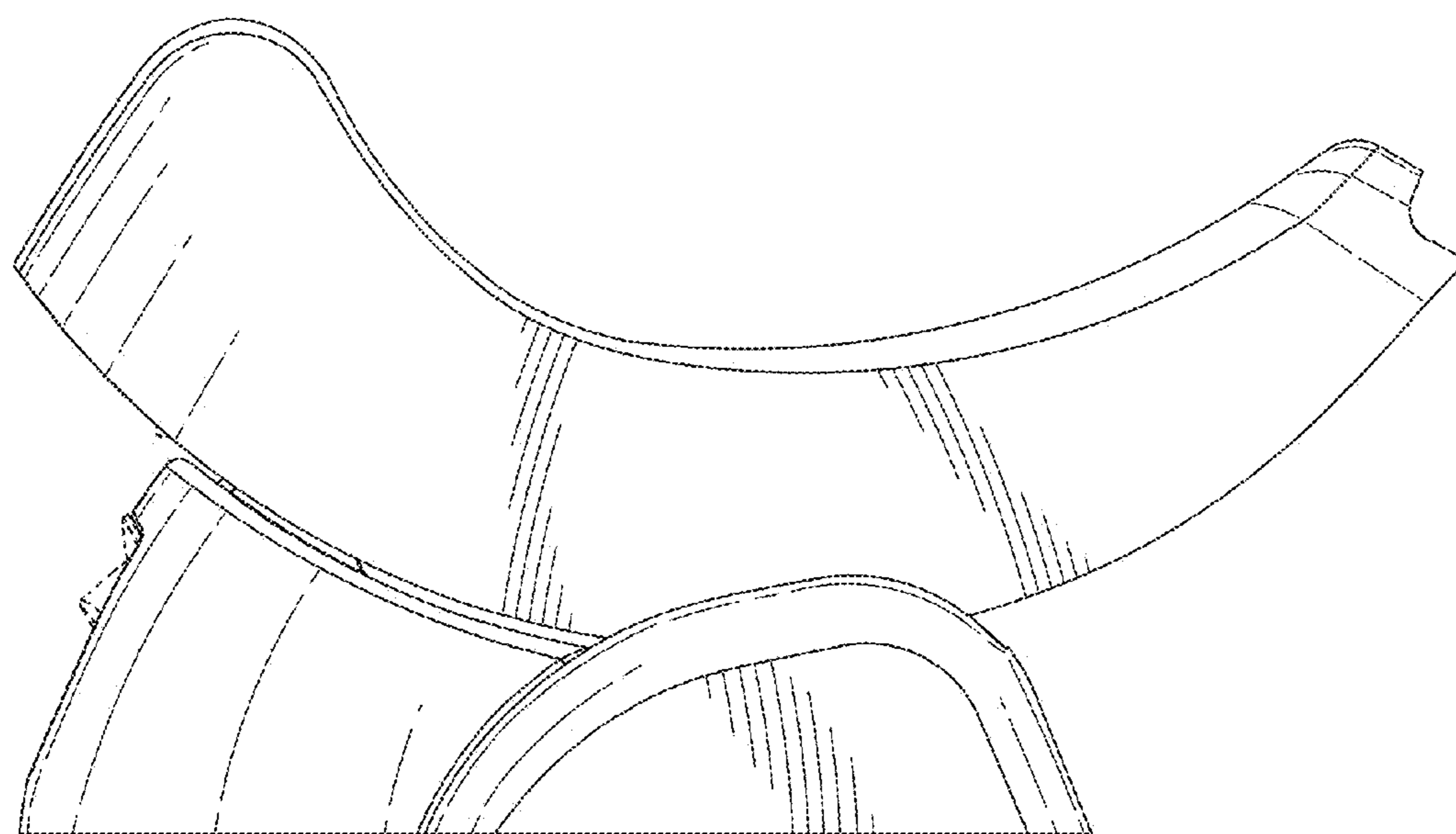


FIG. 5

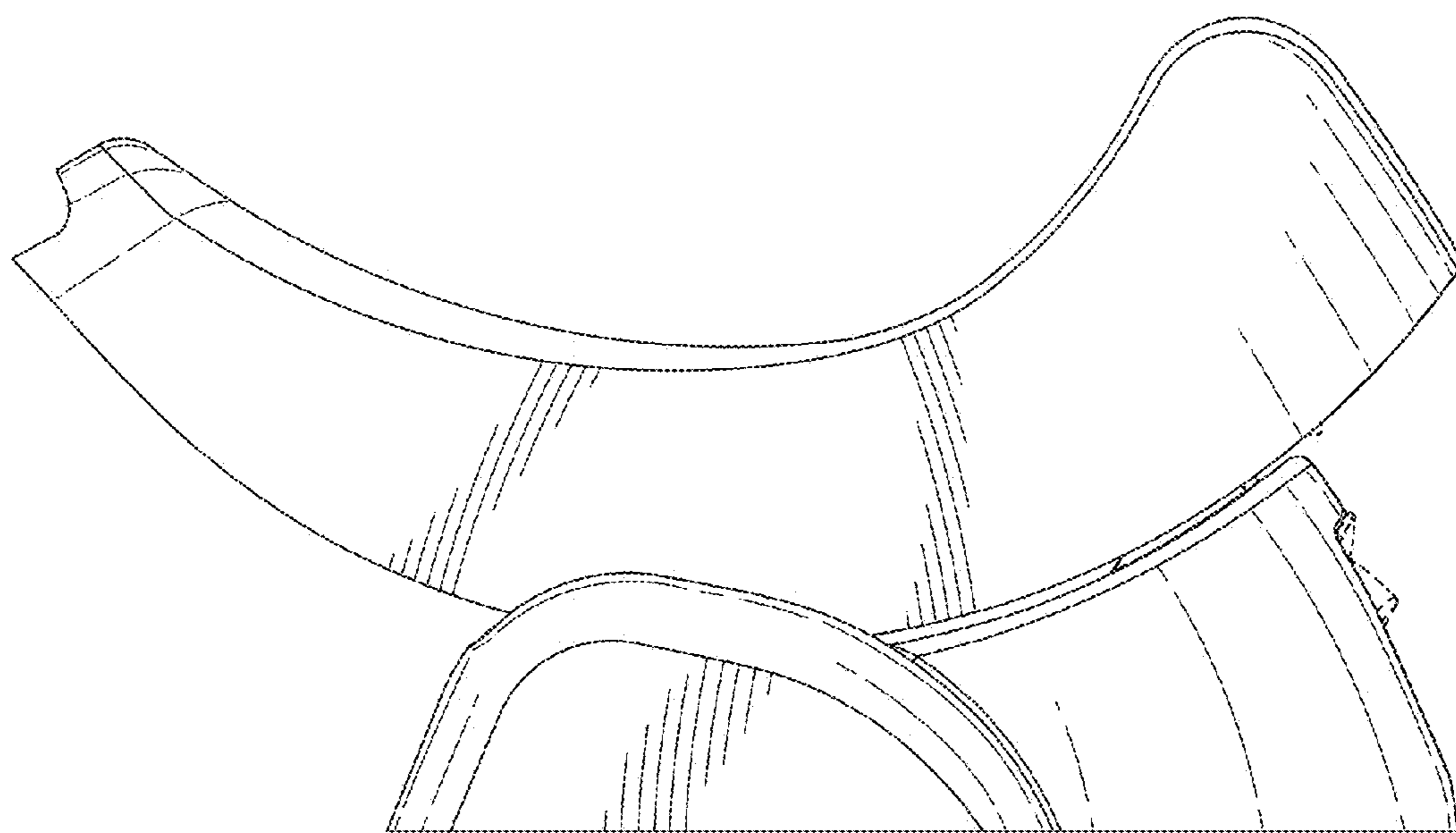


FIG. 6

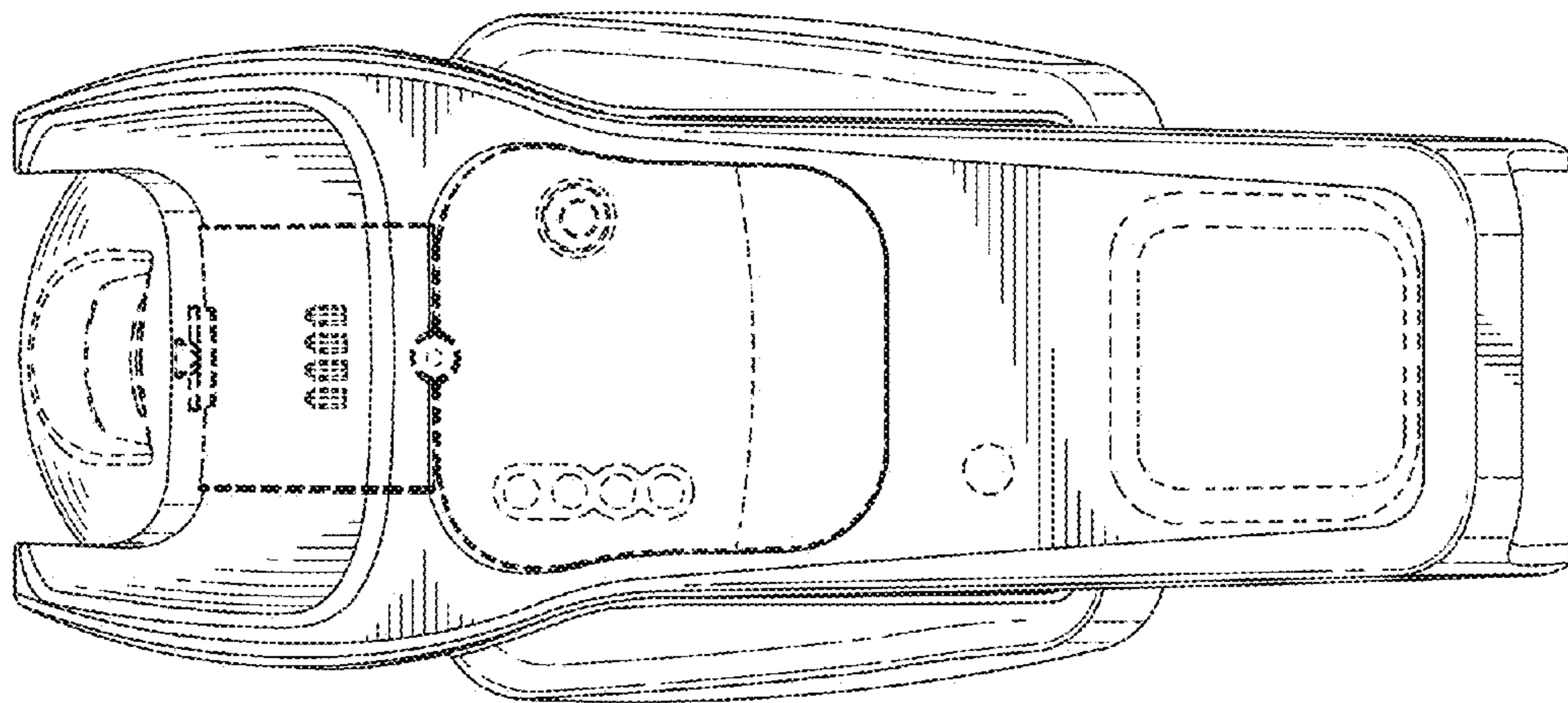


FIG. 7

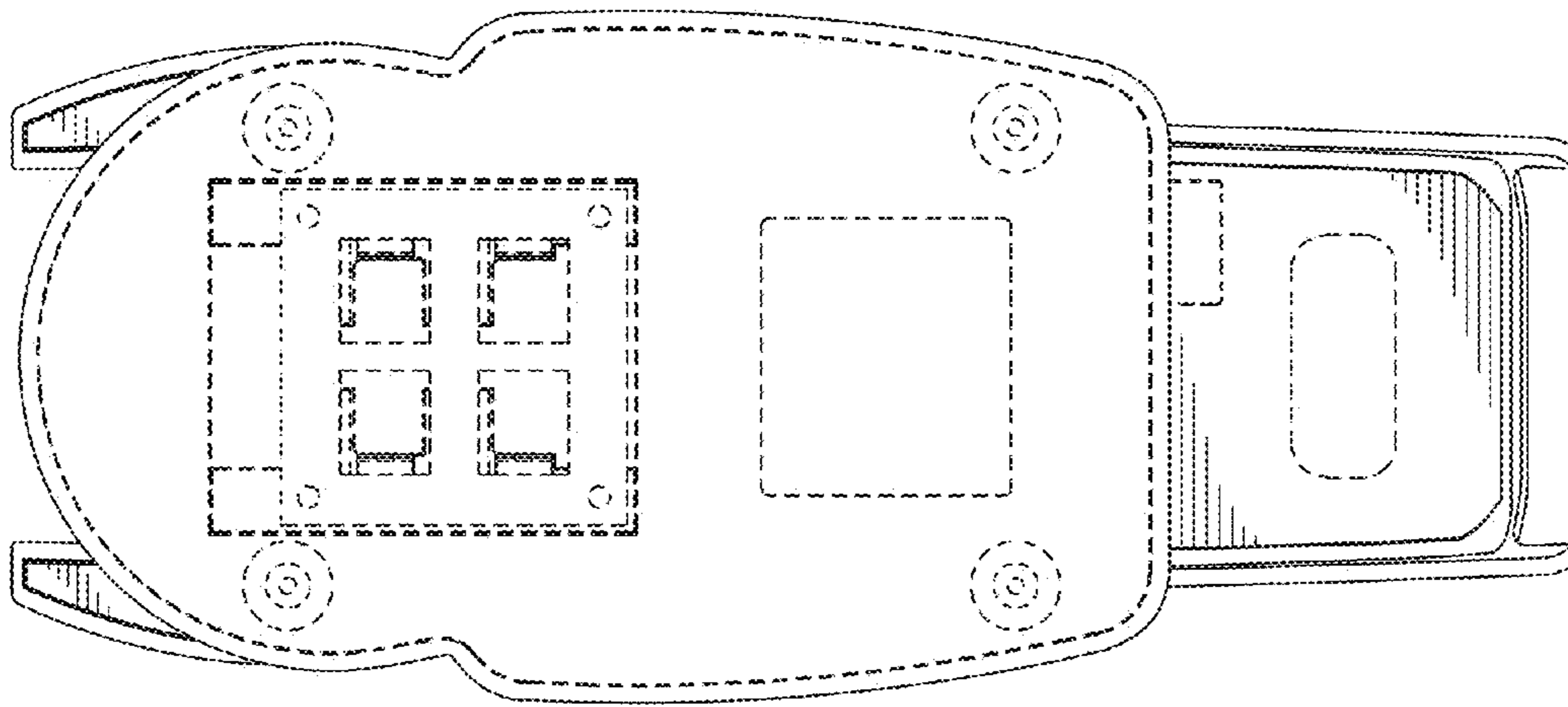


FIG. 8

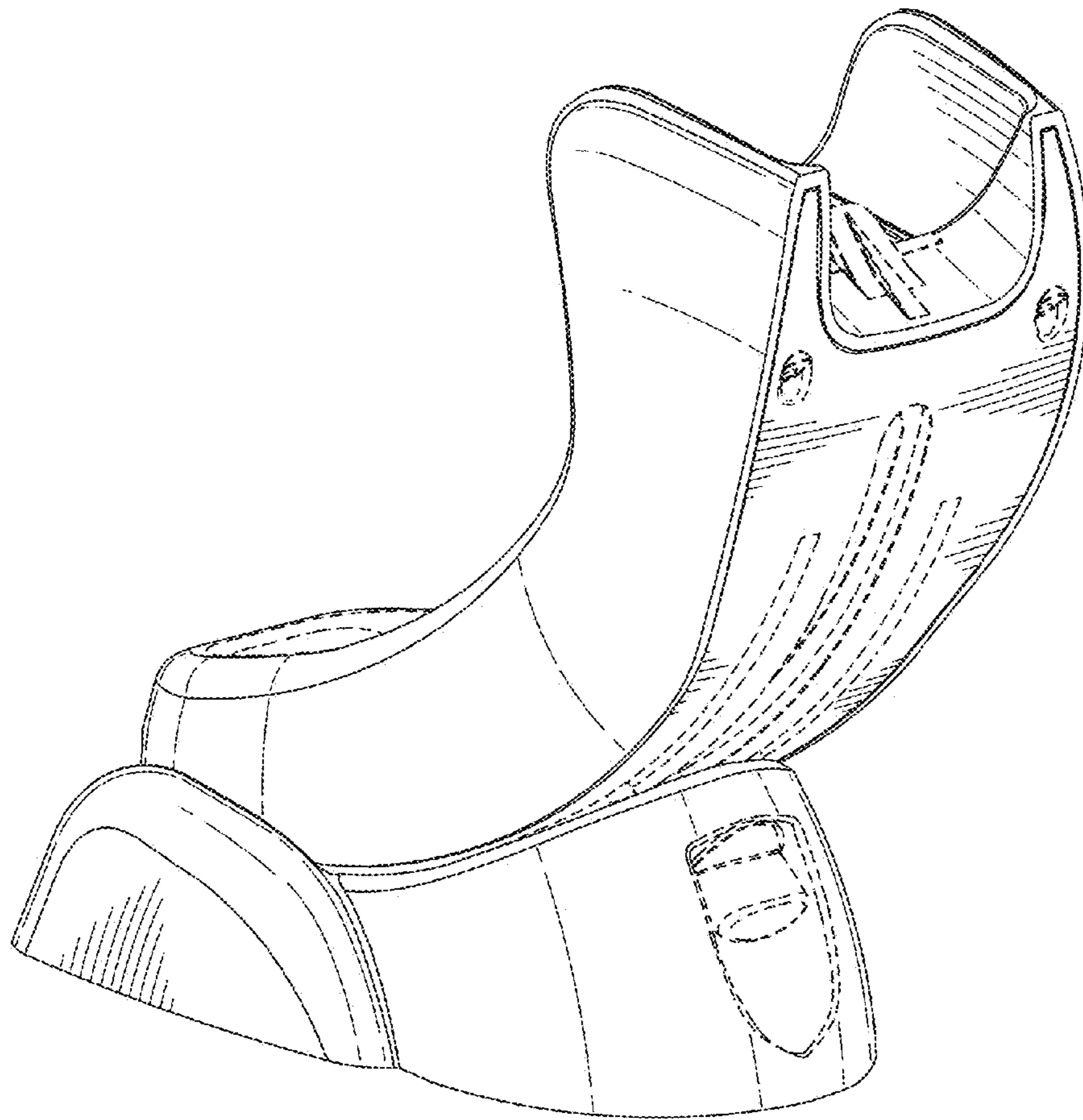


FIG. 9

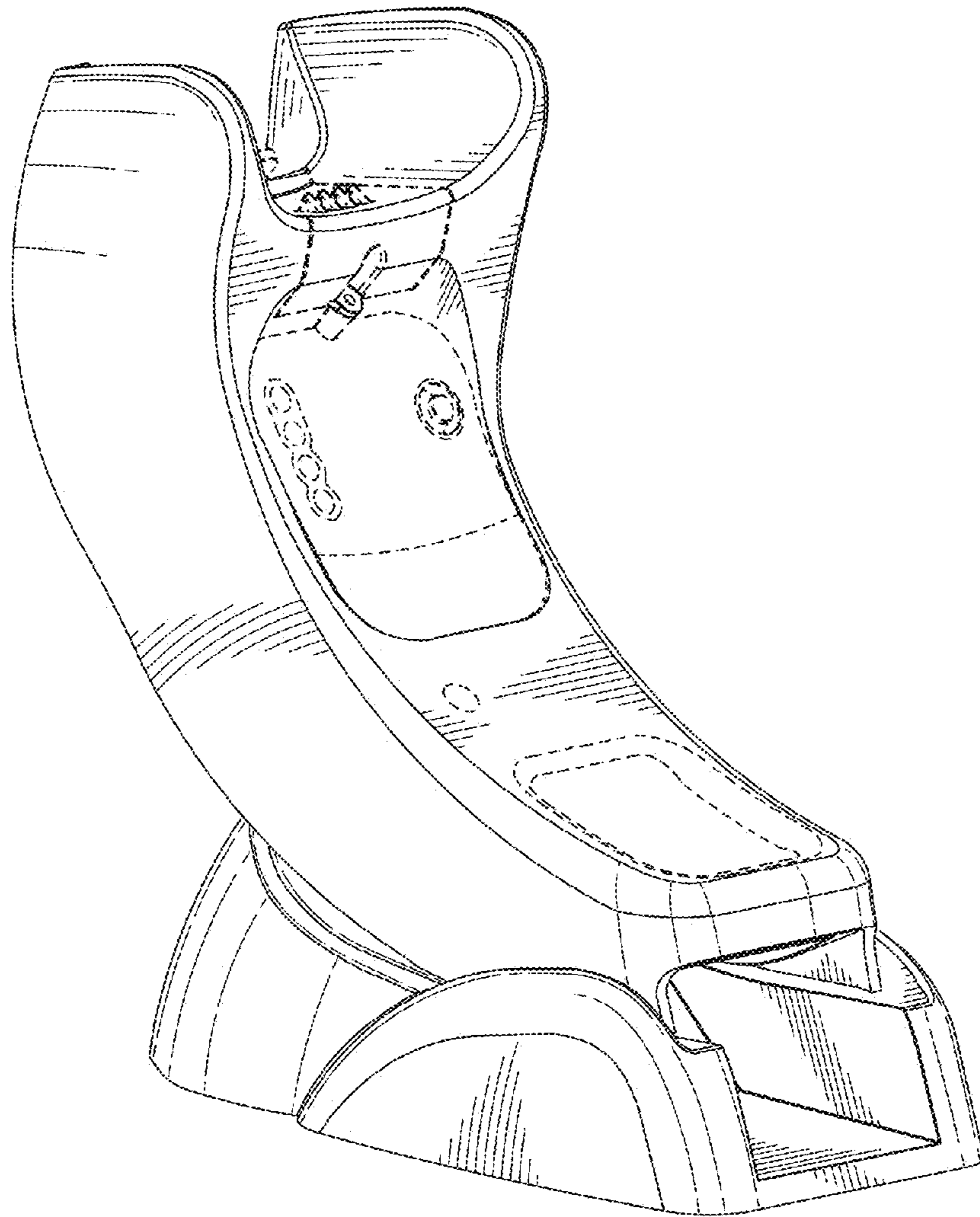


FIG. 10

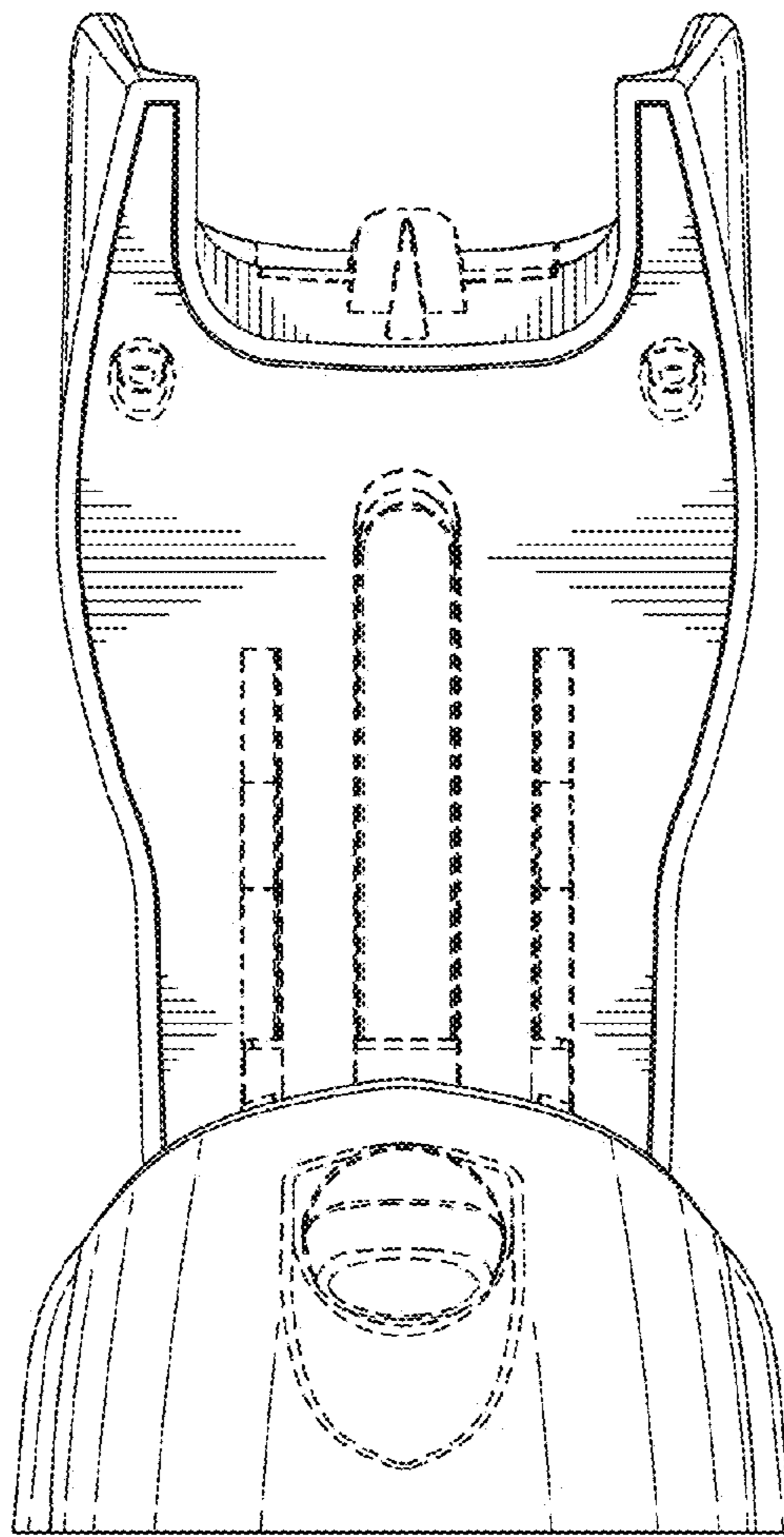


FIG. 11

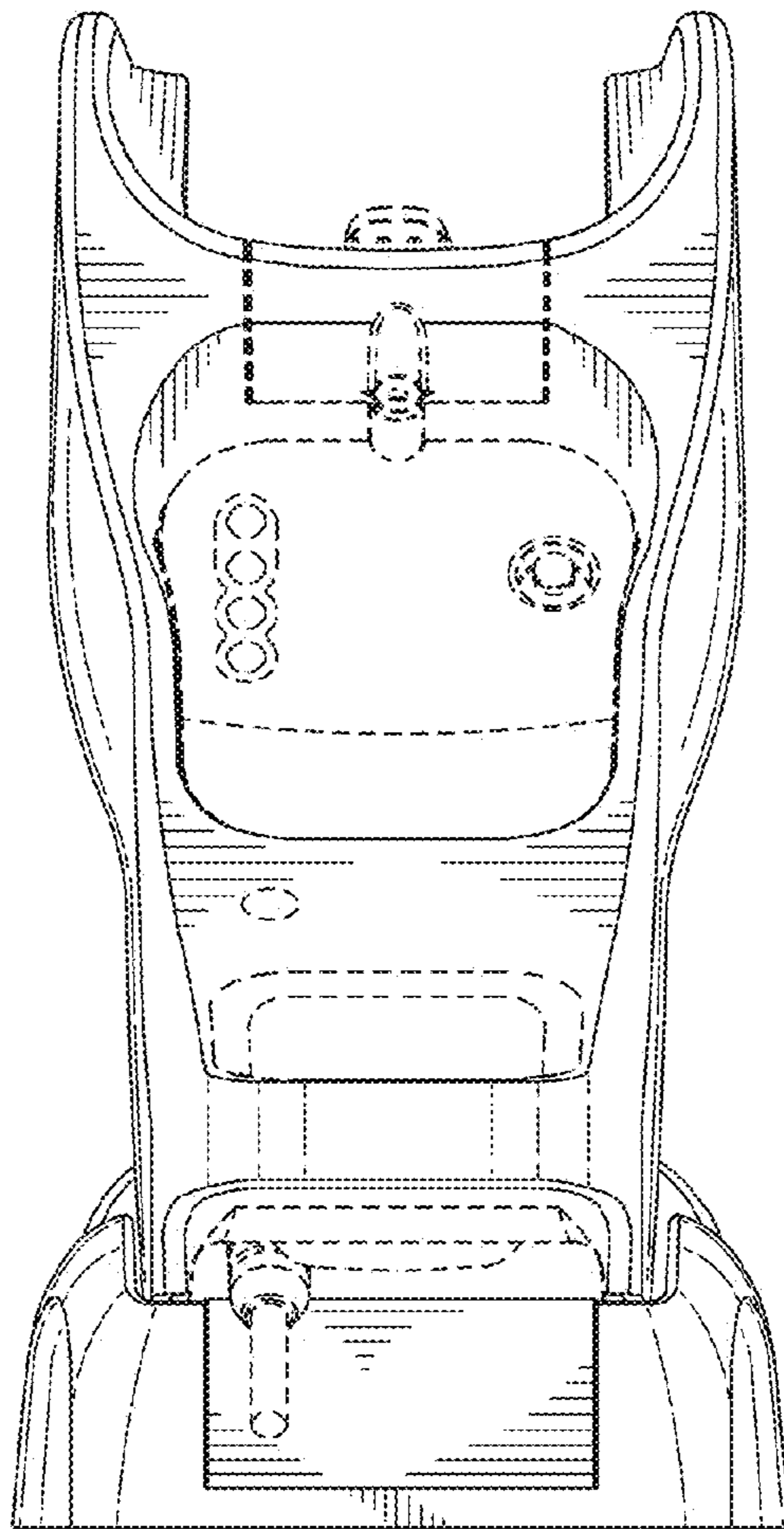


FIG. 12

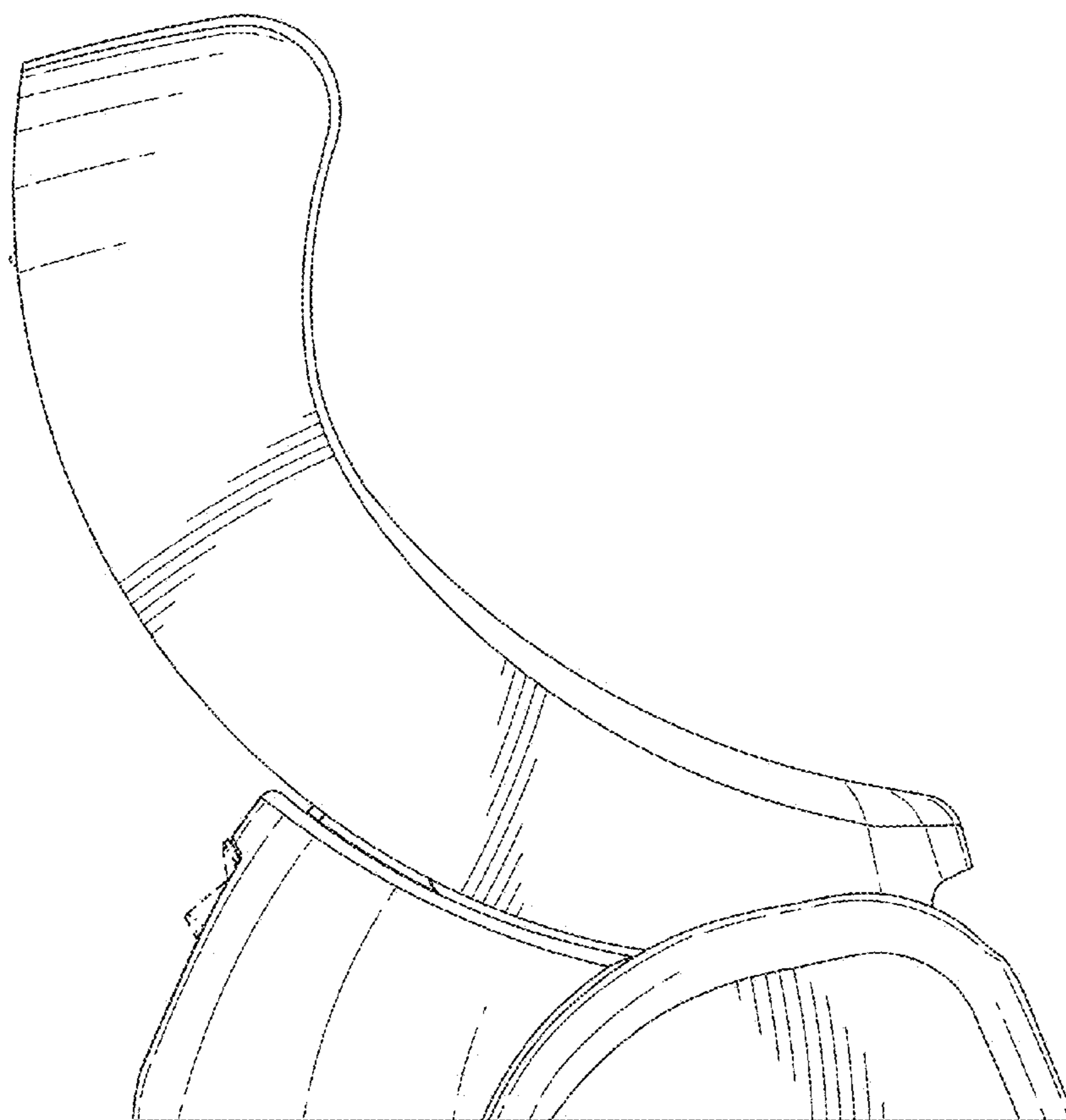


FIG. 13

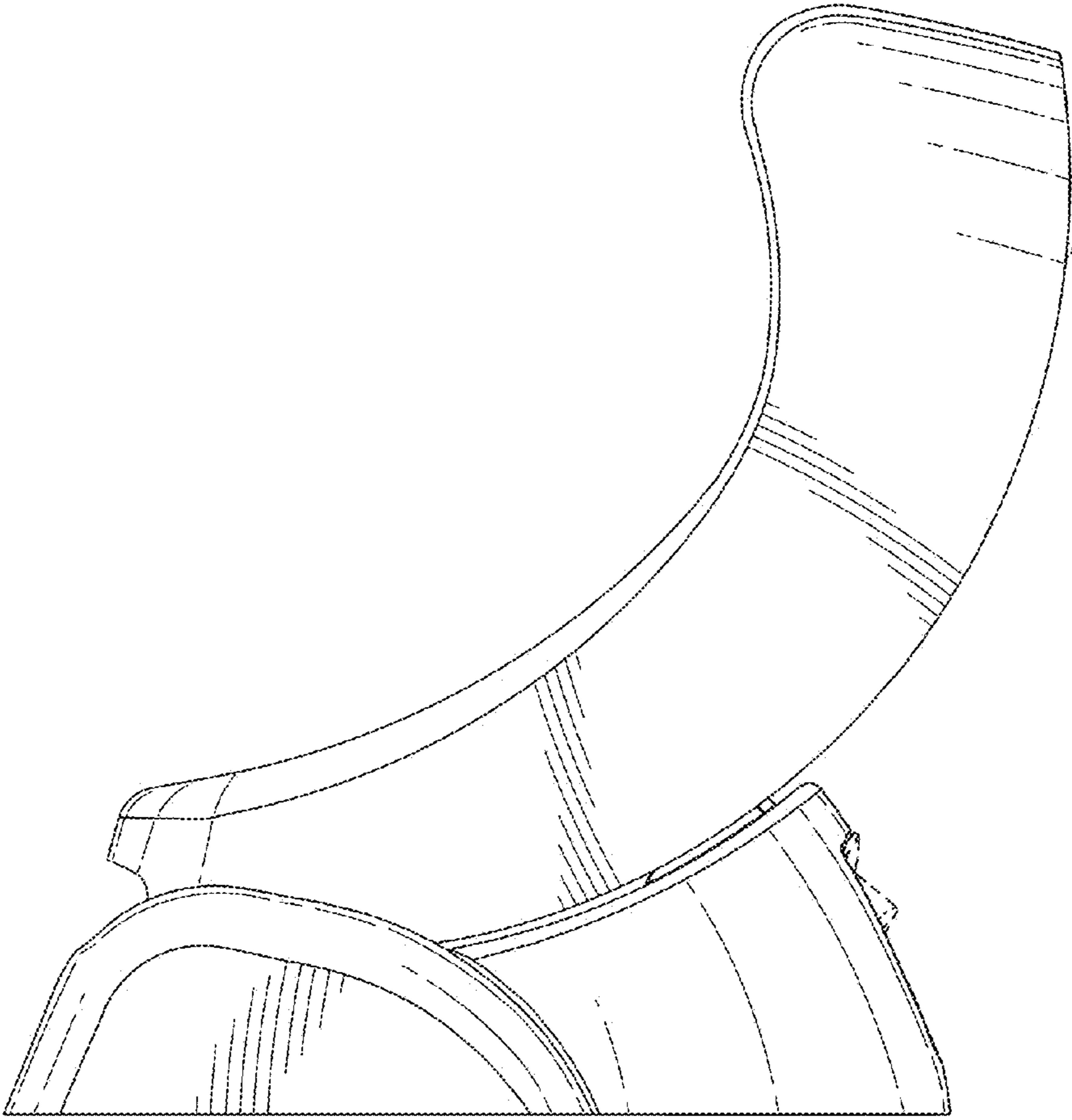


FIG. 14

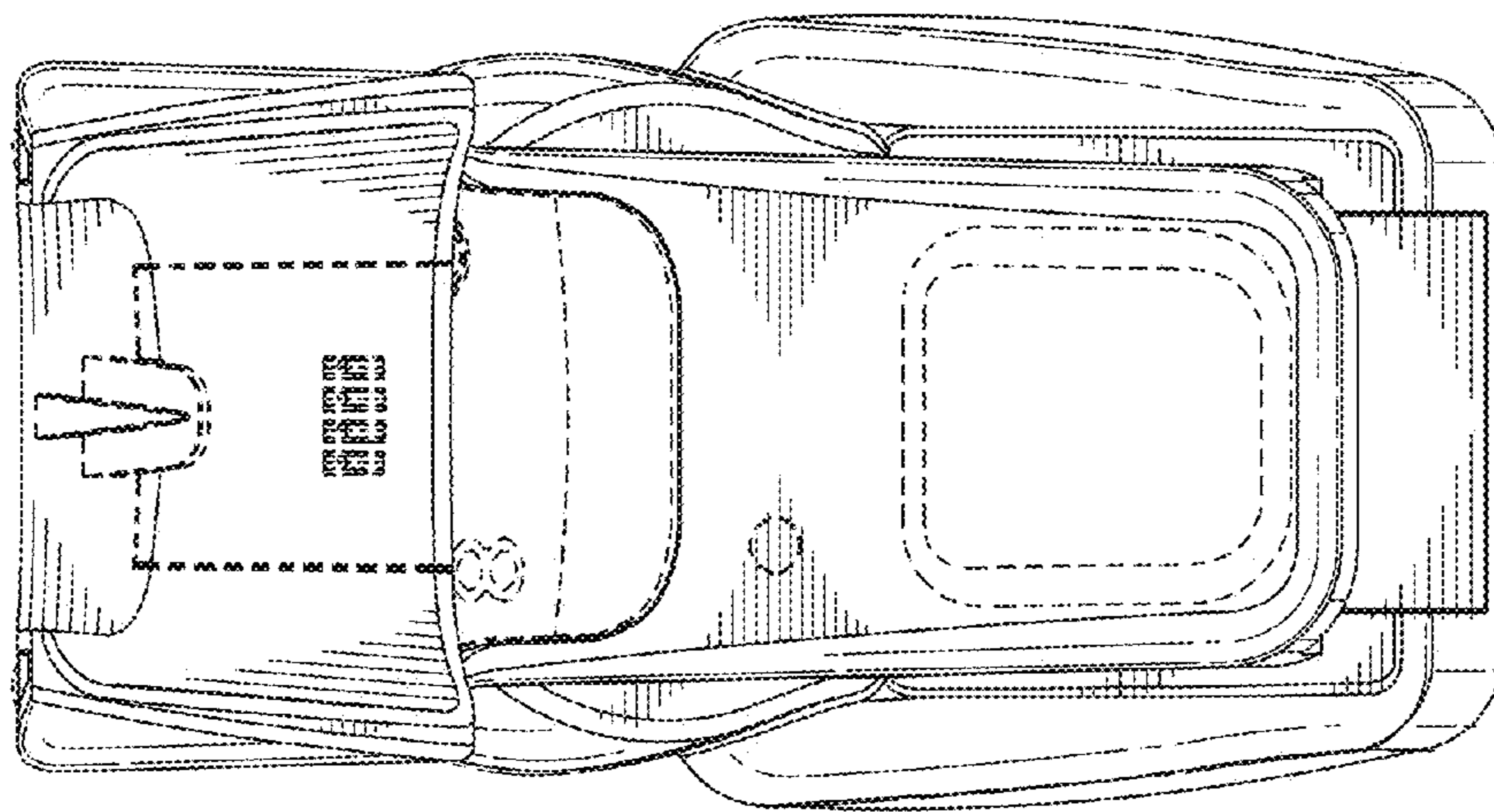


FIG. 15

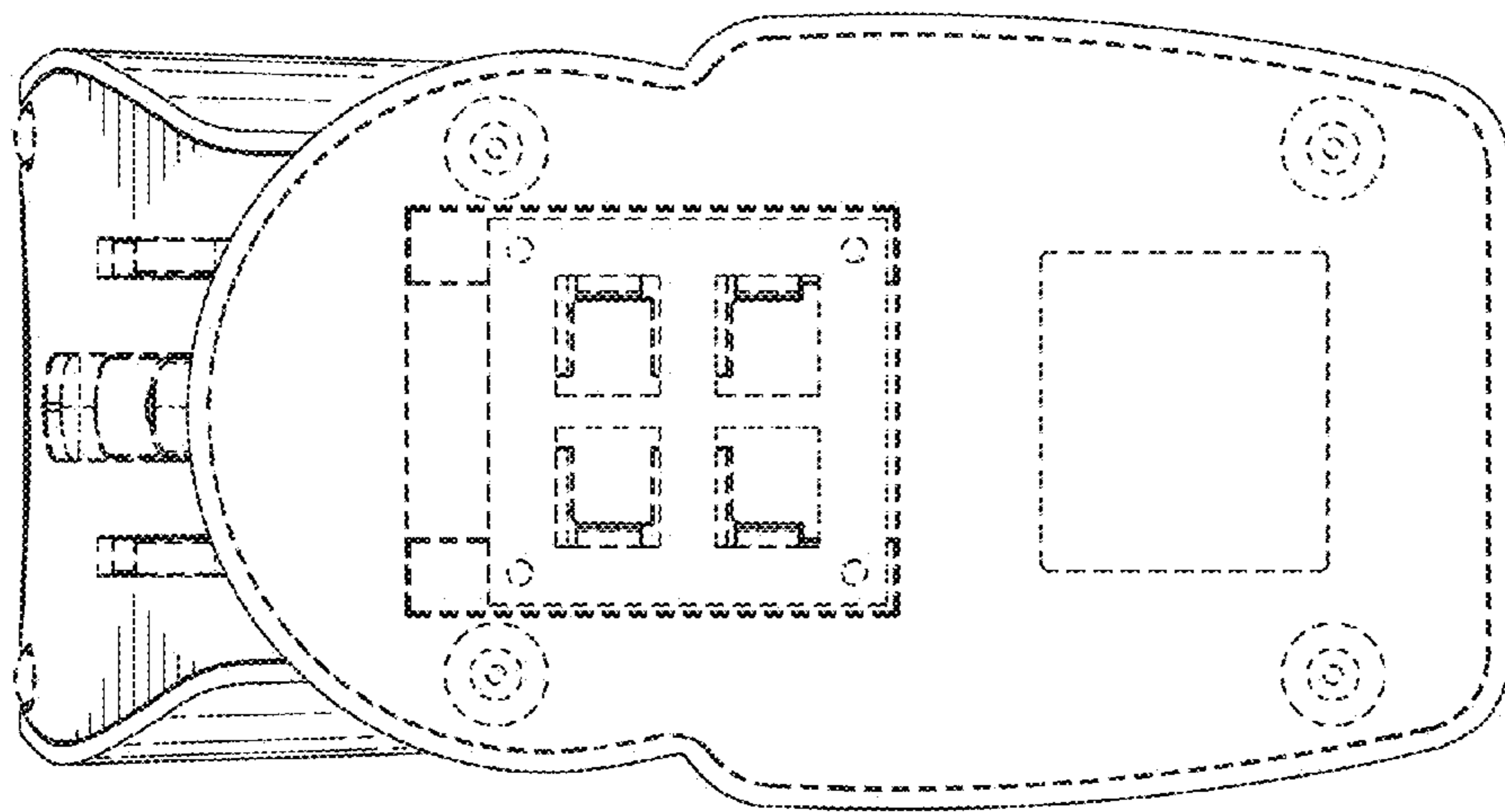


FIG. 16