



US00D757687S

(12) **United States Design Patent**
White et al.

(10) **Patent No.:** **US D757,687 S**
(45) **Date of Patent:** **** May 31, 2016**

(54) **SPEAKER SOUND BAR**
(71) Applicants: **Timothy John White**, Round Rock, TX (US); **Brett A. Triola**, Houston, TX (US)
(72) Inventors: **Timothy John White**, Round Rock, TX (US); **Brett A. Triola**, Houston, TX (US)

(**) Term: **14 Years**

(21) Appl. No.: **29/445,659**

(22) Filed: **Feb. 14, 2013**

(51) **LOC (10) Cl.** **14-03**

(52) **U.S. Cl.**
USPC **D14/214**; D14/215

(58) **Field of Classification Search**
USPC D14/167, 168, 170-172, 188, 194-196, D14/204, 207, 209.1, 210-216, 219, 221, D14/222, 224, 496; 181/143, 144, 147, 148, 181/150, 153, 157, 198, 199; 381/300-303, 381/306, 332, 333, 336, 345, 361-364, 381/386-388; 369/6-12
CPC B60R 11/0217; G06F 1/1688; H04M 1/03; H04M 1/035; H04R 1/02; H04R 1/06; H04R 1/021; H04R 1/025; H04R 1/026; H04R 1/028; H04R 1/105; H04R 1/323; H04R 1/403; H04R 1/2803; H04R 1/2834; H04R 5/02; H04R 7/20; H04R 9/06; H04R 9/025; H04R 2201/021; H04R 2400/00; H04R 2400/07; H04R 2499/11; H04R 2499/13; H04R 2499/15; H04S 3/00; H04S 7/30
See application file for complete search history.

(56) **References Cited**

U.S. PATENT DOCUMENTS

D468,727 S * 1/2003 Manneschi D14/222
D476,644 S * 7/2003 Manneschi D14/222
D480,069 S * 9/2003 Carbone et al. D14/216
D494,565 S * 8/2004 Yao D14/215
D496,923 S * 10/2004 Allen D14/211

D501,841 S * 2/2005 Hsu D14/171
D629,139 S * 12/2010 Cai et al. D26/72
D638,823 S * 5/2011 Schindler D14/214
D641,340 S * 7/2011 Huh D14/214
D654,907 S * 2/2012 McManigal D14/214
D655,274 S 3/2012 McManigal
D658,159 S * 4/2012 Janky et al. D14/214
D658,160 S * 4/2012 Janky et al. D14/214
D659,677 S * 5/2012 Kim et al. D14/214

(Continued)

OTHER PUBLICATIONS

Office Action mailed Feb. 13, 2015 for U.S. Appl. No. 29/445,639.
(Continued)

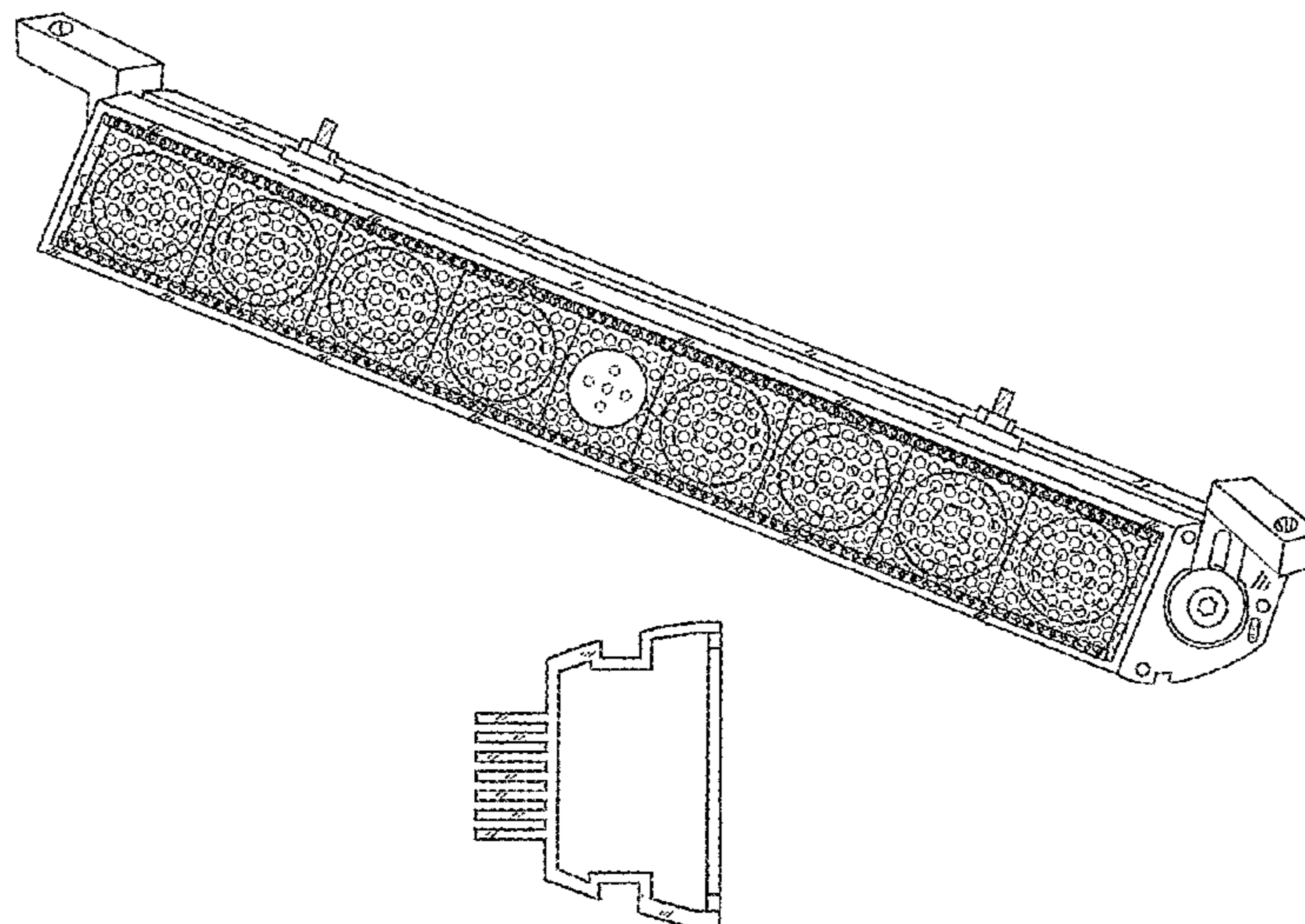
Primary Examiner — Keli L Hill
(74) *Attorney, Agent, or Firm* — Egan, Peterman, Enders & Huston LLP

(57) **CLAIM**
The ornamental design for a speaker sound bar, as shown and described.

DESCRIPTION

FIG. 1 is a front and right side perspective view of a speaker sound bar, shown with a grid overlying a liner array of speakers, LEDs and multiple mounting options, embodying our new design;
FIG. 2 is a left side elevation view thereof;
FIG. 3 is a right side elevation view thereof;
FIG. 4 is a top plan view thereof;
FIG. 5 is a bottom plan view thereof;
FIG. 6 is a front elevation view thereof;
FIG. 7 is a rear elevation view thereof; and,
FIG. 8 is a cross-sectional view thereof taken between axes A-A and B-B of FIG. 7.
The broken lines shown are included for the purpose of illustrating portions of the speaker sound bar that form no part of the claim.

1 Claim, 3 Drawing Sheets



(56)

References Cited

U.S. PATENT DOCUMENTS

D685,349 S *	7/2013	Ohno et al.	D14/221
D689,234 S *	9/2013	Zhang et al.	D26/72
D697,247 S *	1/2014	Mollaghaffari	D26/76
D699,385 S *	2/2014	Guzzini	D26/74
D706,748 S *	6/2014	Hara	D14/214
D714,763 S *	10/2014	Woo et al.	D14/221
D717,477 S *	11/2014	Nakamura et al.	D26/3
D719,284 S *	12/2014	Mizushiro et al.	D26/3
D720,723 S *	1/2015	Cho	D14/215
D721,059 S *	1/2015	Lehnert	D14/215

OTHER PUBLICATIONS

Office Action mailed Feb. 24, 2015 for U.S. Appl. No. 29/445,656.

White, "Speaker Sounds Bar With Bolt on Mounts", U.S. Appl. No.

29/445,640, filed Feb. 14, 2013; Office Action mailed Oct. 20, 2015; 10 pgs.

White, "Speaker Sounds Bar With Side Mounts", U.S. Appl. No. 29/445,651, filed Feb. 14, 2013; Office Action mailed Oct. 20, 2015; 10 pgs.

White, "Speaker Sounds Bar With Track Mounts", U.S. Appl. No. 29/445,652, filed Feb. 14, 2013; Office Action mailed Oct. 20, 2015; 10 pgs.

White, "Speaker Sounds Bar With Multiple Mount Options", U.S. Appl. No. 29/445,656, filed Feb. 14, 2013; Office Action mailed Oct. 21, 2015; 10 pgs.

White, "Speaker Sound Bar With LED Display", U.S. Appl. No. 29/445,639, filed Feb. 14, 2013; Office Action mailed Oct. 20, 2015; 10 pgs.

White, "Speaker Sounds Bar With Track Mounts", U.S. Appl. No. 29/445,652, filed Feb. 14, 2013; Notice of Allowance mailed Jan. 15, 2016; 8 pgs.

* cited by examiner

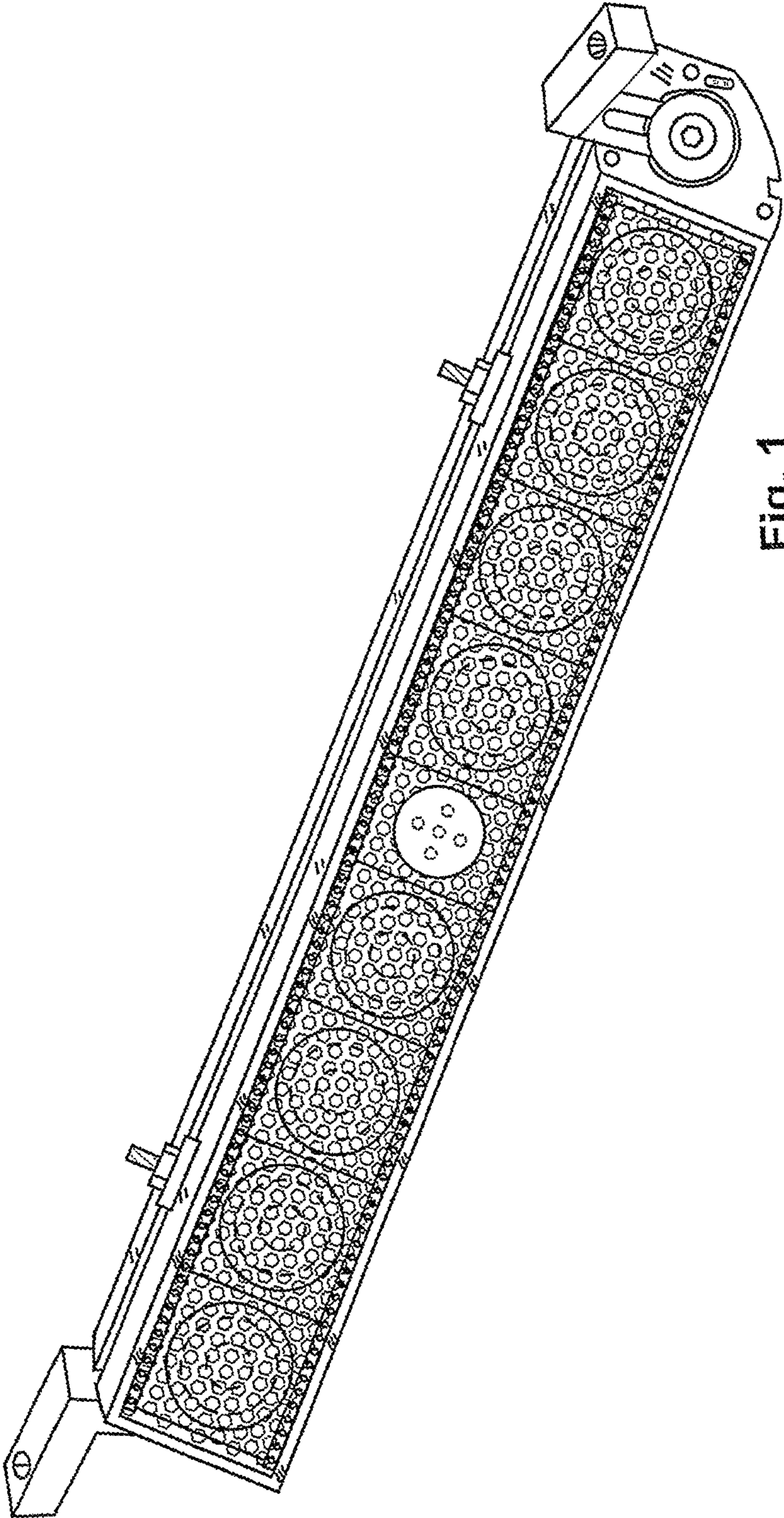


Fig. 1

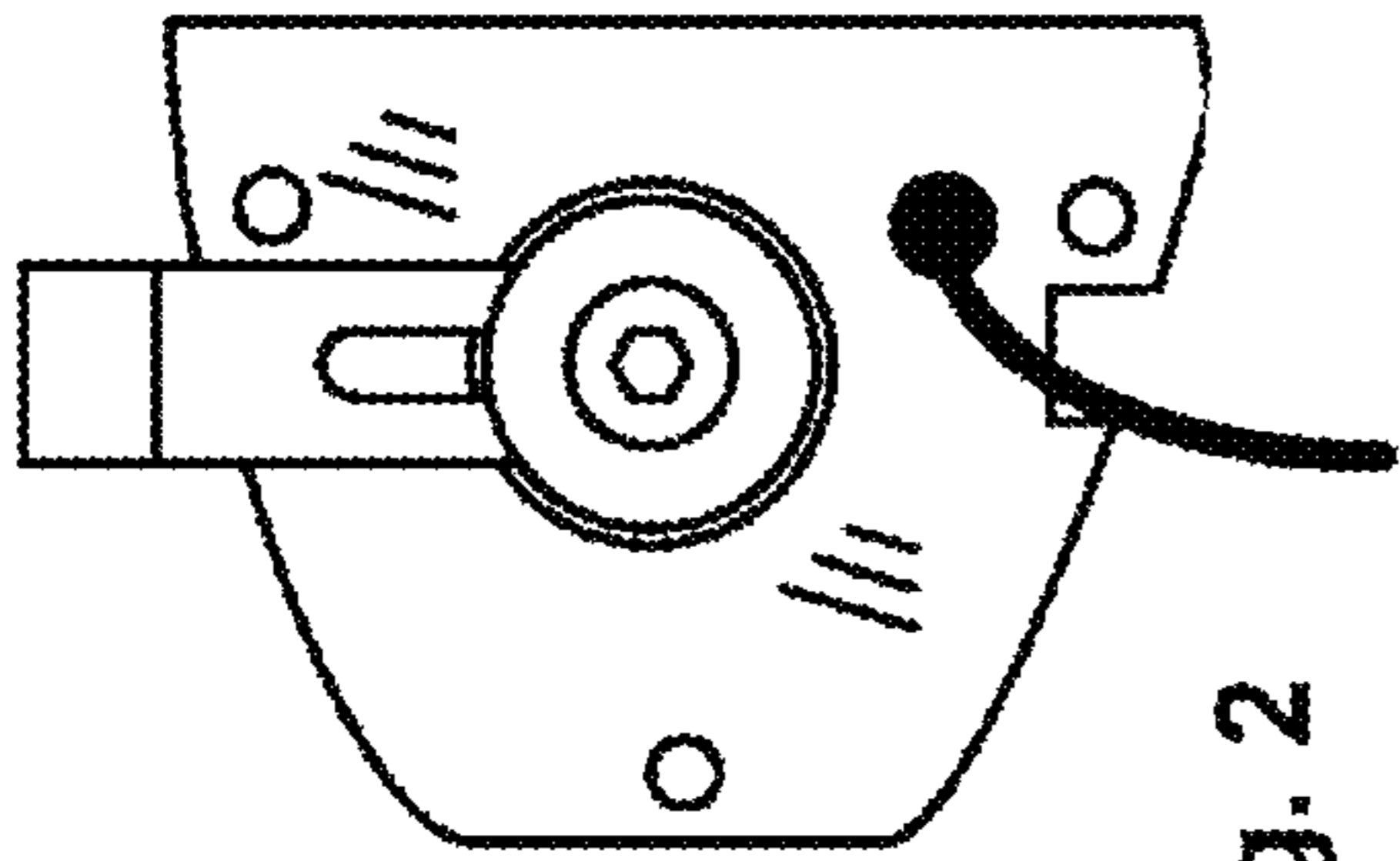


Fig. 2

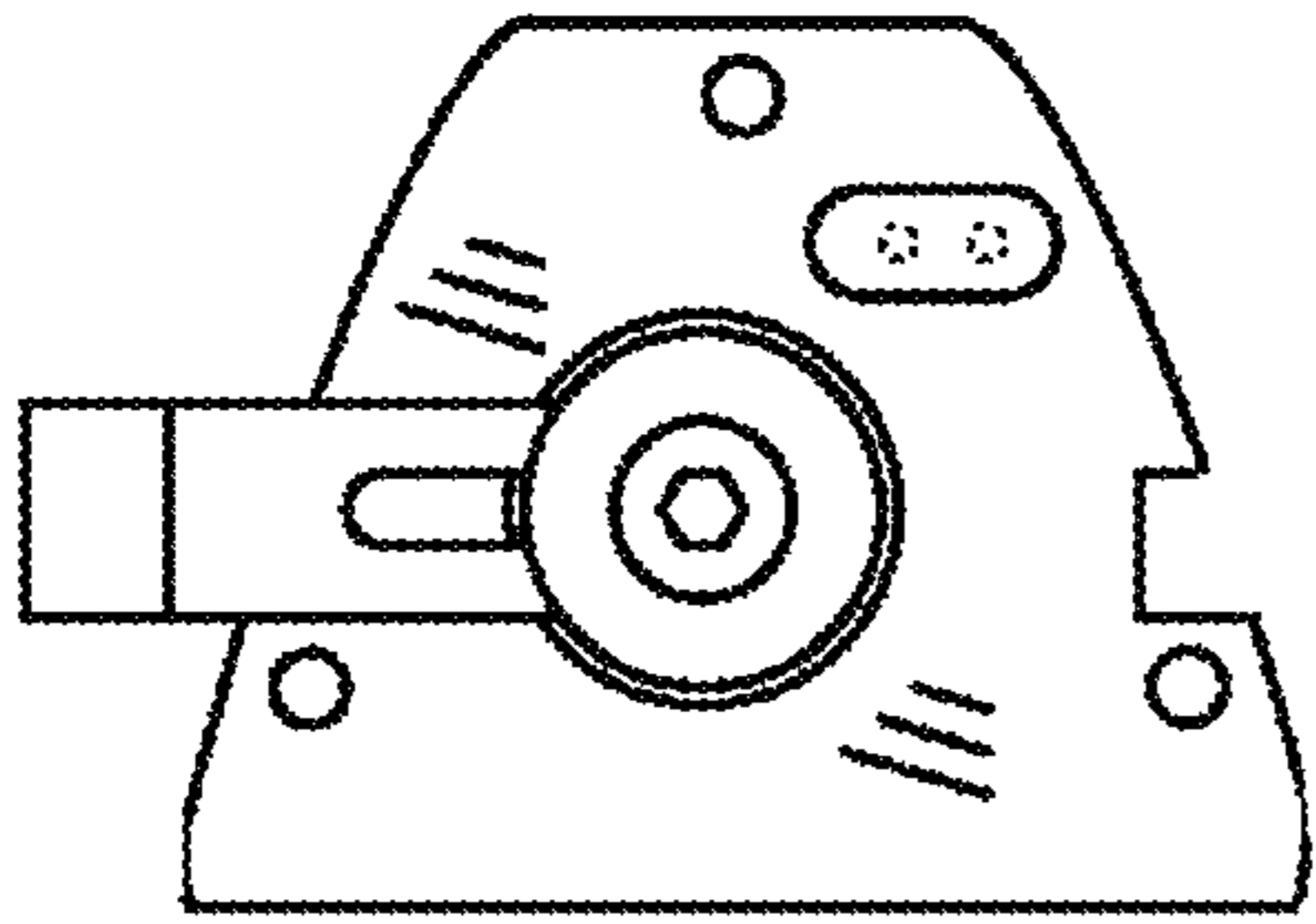


Fig. 3

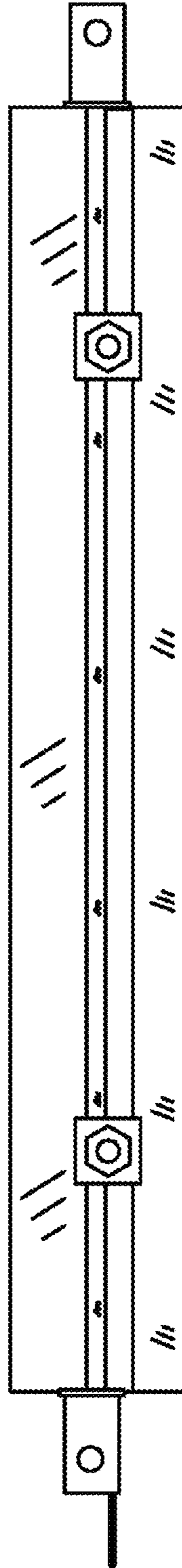


Fig. 4

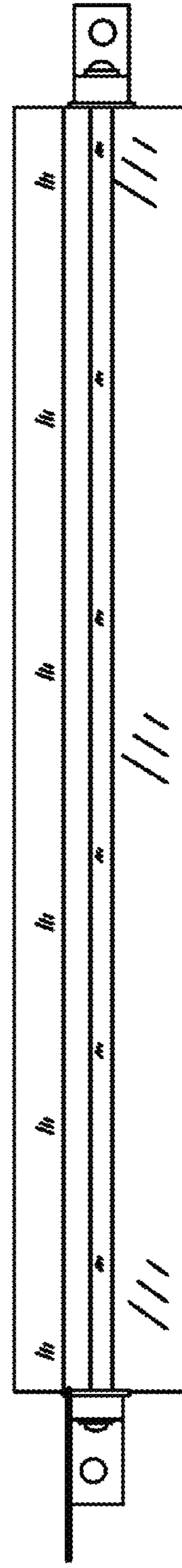


Fig. 5




Fig. 6

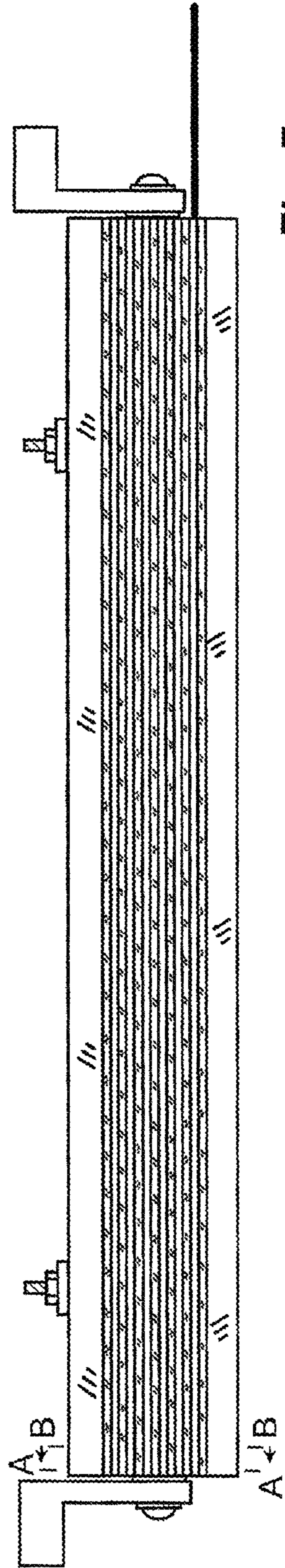


Fig. 7

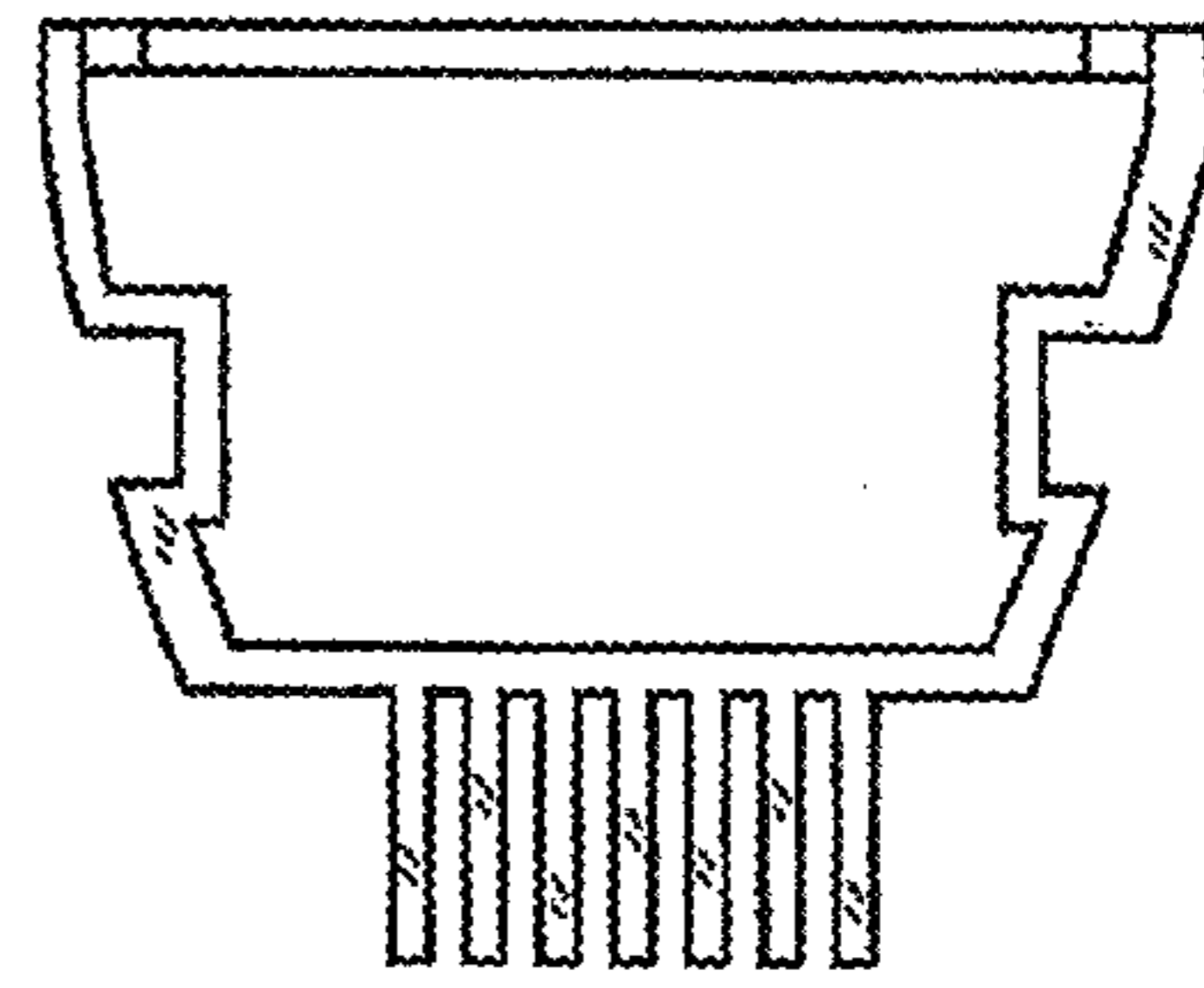


Fig. 8