



US00D757646S

(12) **United States Design Patent**  
**Pearson**

(10) **Patent No.:** **US D757,646 S**

(45) **Date of Patent:** **\*\* May 31, 2016**

(54) **BATTERY**

(71) Applicant: **Arthur Scott Pearson**, Upland, CA  
(US)

(72) Inventor: **Arthur Scott Pearson**, Upland, CA  
(US)

(\*\*) Term: **15 Years**

(21) Appl. No.: **29/541,749**

(22) Filed: **Oct. 7, 2015**

(51) **LOC (10) Cl.** ..... **13-02**

(52) **U.S. Cl.**  
USPC ..... **D13/103**

(58) **Field of Classification Search**  
USPC ..... D13/102-110, 118, 199, 184;  
429/96-100, 149, 159, 163, 176, 177,  
429/186; 206/703-705, 461-463, 471, 485,  
206/485.1, 493; D14/203.3-203.8, 217,  
D14/240, 248, 250-253, 432, 434, 440, 450,  
D14/496; 320/101, 102, 107-115, 120;  
D3/201, 207-209, 218, 269, 212, 301,  
D3/273, 303; 361/679, 56; 379/426,  
379/433.11-433.13, 455; 455/575.1, 575.8  
CPC ..... Y02E 60/12; Y02E 60/122; Y02E 60/124;  
Y02E 60/50; H01M 2/02; H01M 2/022;  
H01M 2/0202; H01M 2/0207; H01M 2/0212;  
H01M 2/1061; H01M 2/1022; H01M 2/1055;  
H01M 2/1066; H01M 2/105; H01M 2/204;  
H01M 10/4257; H01M 10/0436; H01M 10/48  
See application file for complete search history.

(56) **References Cited**

U.S. PATENT DOCUMENTS

D422,135 S *	4/2000	Man	.....	D3/209
D600,000 S *	9/2009	Horito	.....	D13/102
D603,331 S *	11/2009	Schupp	.....	D13/103
D630,010 S *	1/2011	Brown	.....	D3/208
D670,244 S *	11/2012	Workman	.....	D13/110
D685,735 S *	7/2013	Wang	.....	D13/110
D686,155 S *	7/2013	Nguyen	.....	D13/103
D733,050 S *	6/2015	Chiang	.....	D13/103
D735,663 S *	8/2015	Miller	.....	D13/103

\* cited by examiner

*Primary Examiner* — Rosemary K Tarcza

*Assistant Examiner* — Christy Nemeth

(74) *Attorney, Agent, or Firm* — Clement Cheng


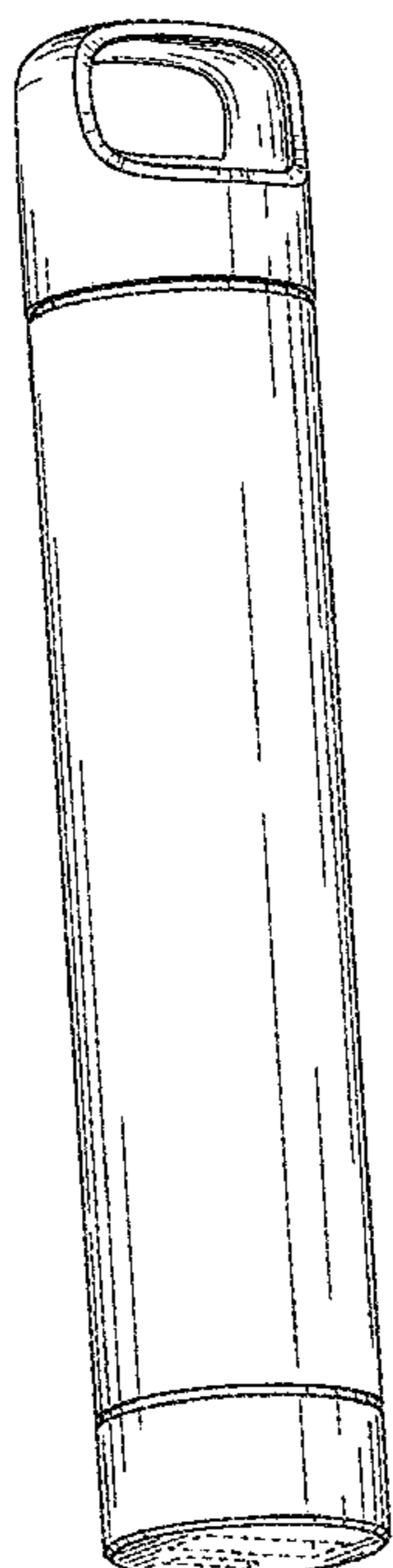
(57) **CLAIM**

The ornamental design for a battery, as shown and described.

**DESCRIPTION**

FIG. 1 is a perspective view of a battery;  
FIG. 2 is another perspective view of the battery thereof;  
FIG. 3 is a front side view thereof;  
FIG. 4 is a rear side view thereof;  
FIG. 5 is a left side view thereof;  
FIG. 6 is a right side view thereof;  
FIG. 7 is a top view thereof; and,  
FIG. 8 is a bottom view thereof.  
The broken lines in the drawings illustrate unclaimed portions  
of the battery and form no part of the claimed design.

**1 Claim, 2 Drawing Sheets**



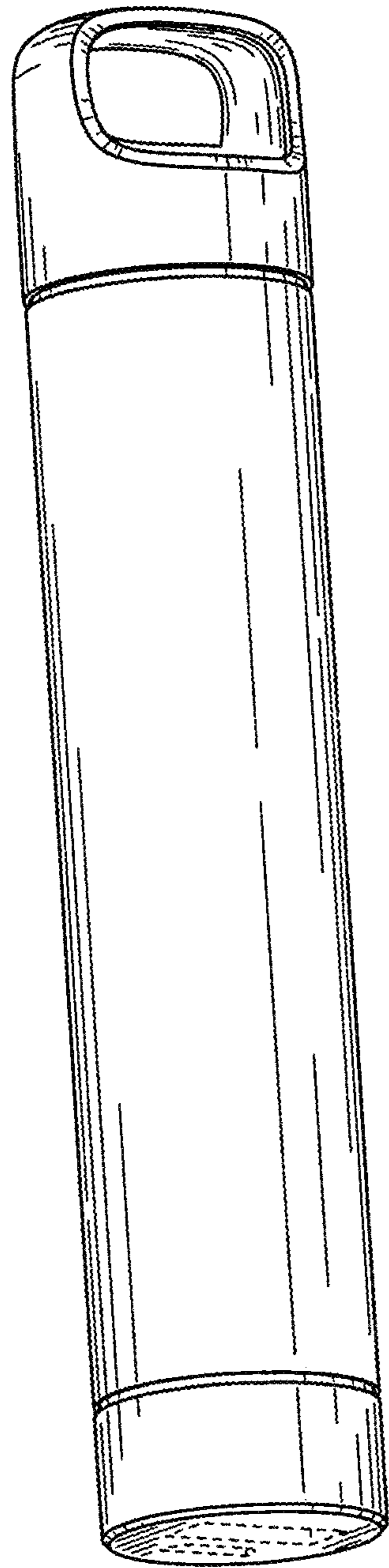


FIG. 1

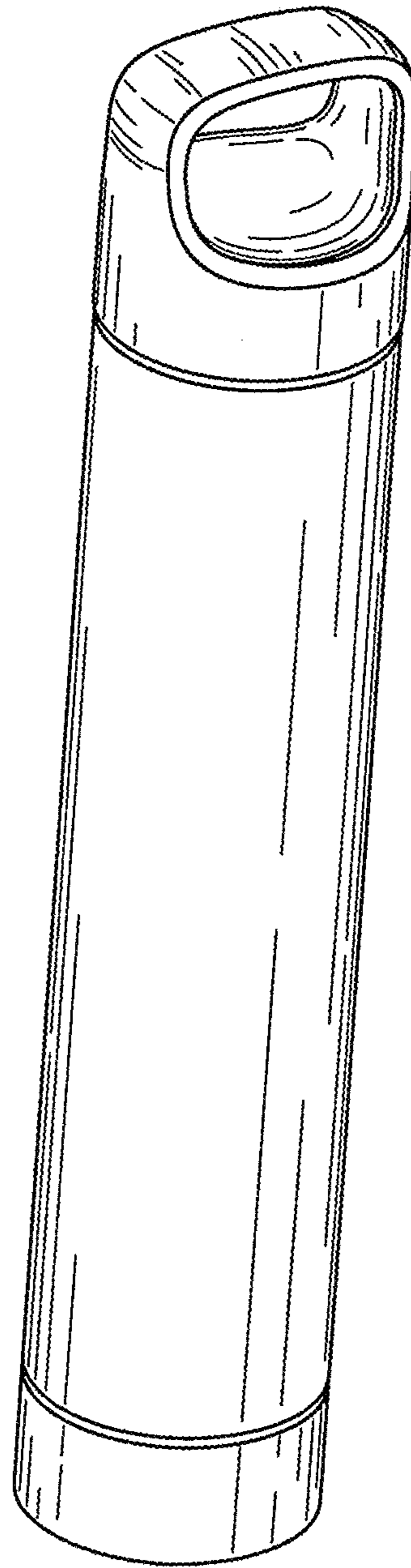


FIG. 2




FIG. 3

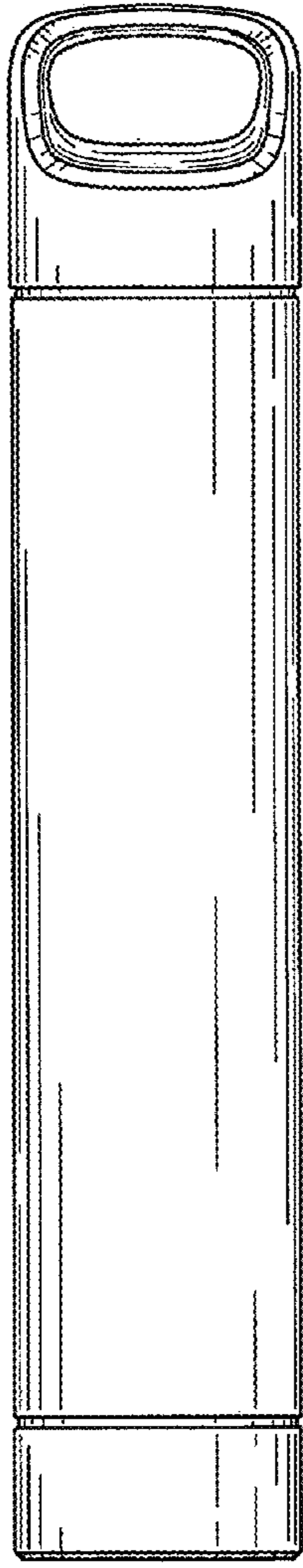


FIG. 4

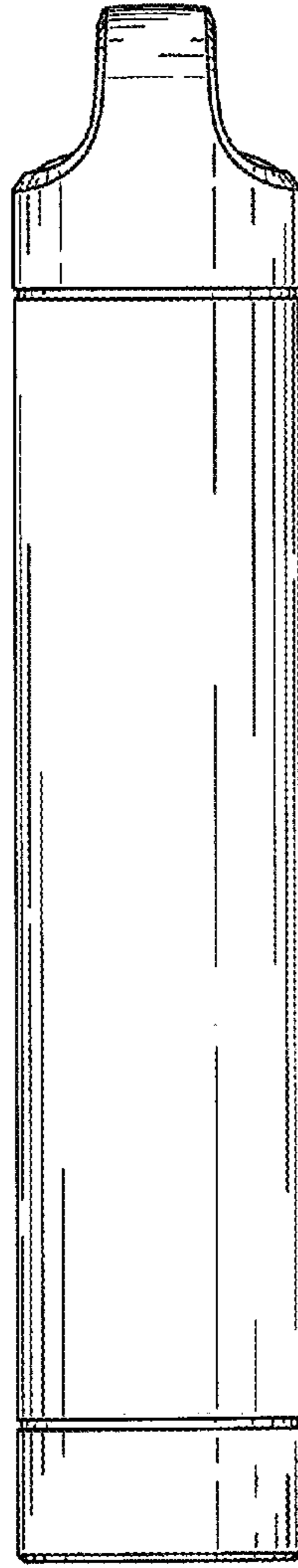


FIG. 5

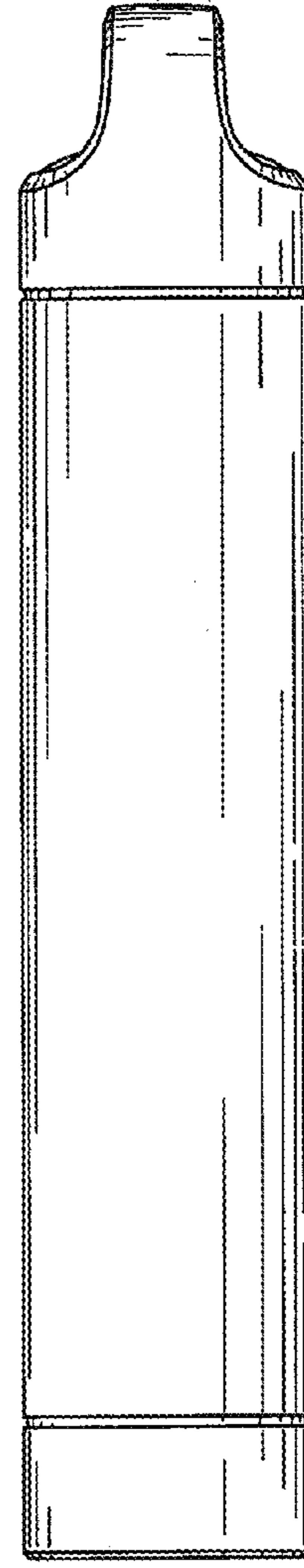


FIG. 6

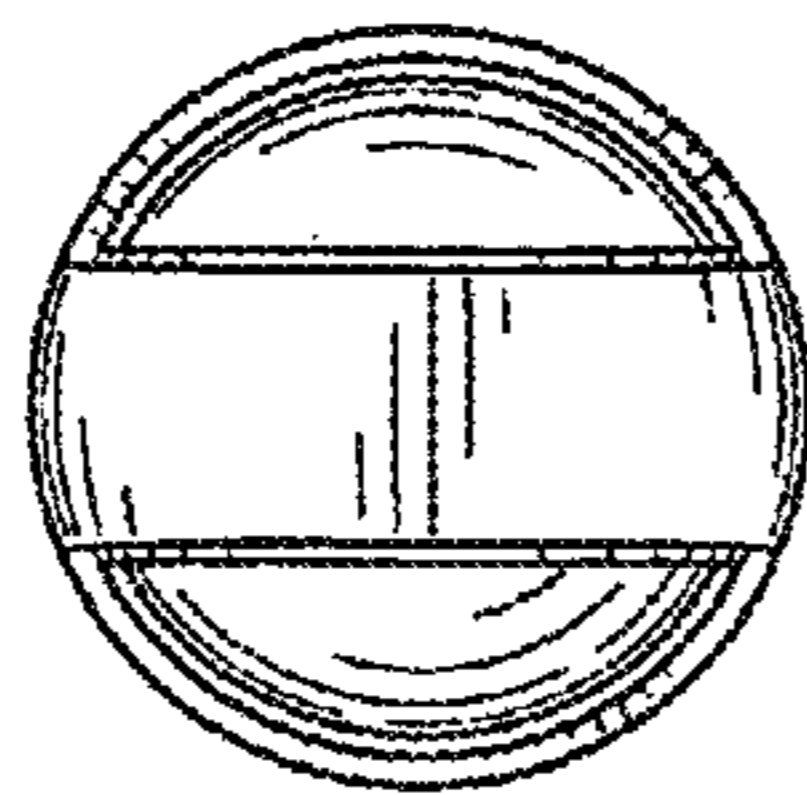


FIG. 7

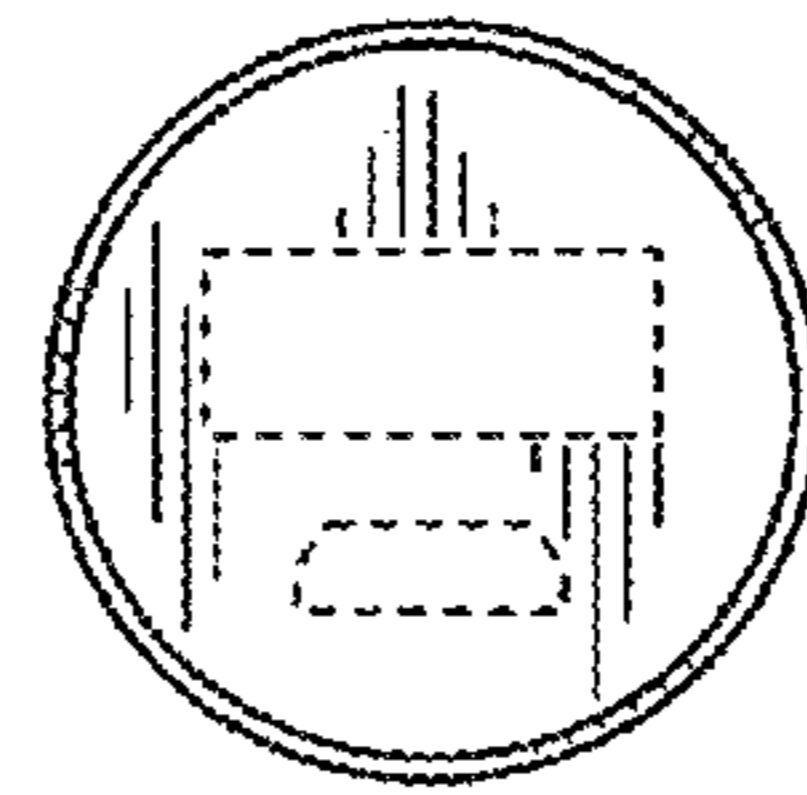


FIG. 8