



US00D757643S

(12) **United States Design Patent**
Dixon et al.

(10) **Patent No.:** **US D757,643 S**
(45) **Date of Patent:** **** May 31, 2016**

- (54) **SHOULDER TREAD FOR A TIRE**
- (71) Applicant: **The Goodyear Tire & Rubber Company, Akron, OH (US)**
- (72) Inventors: **Max Harold Dixon, Cuyahoga Falls, OH (US); Richard Mark Wieland, Akron, OH (US)**
- (73) Assignee: **The Goodyear Tire & Rubber Company, Akron, OH (US)**
- (**) Term: **14 Years**
- (21) Appl. No.: **29/497,217**
- (22) Filed: **Jul. 22, 2014**
- (51) **LOC (10) Cl.** **12-15**
- (52) **U.S. Cl.**
USPC **D12/605**
- (58) **Field of Classification Search**
USPC D12/536, 559, 561, 568-605, 512, 519, D12/522, 537-538, 542, 544, 551, 552, 554, D12/563; D7/588, 396.4, 396.5; 152/523, 152/524, 525, 555, 209.1-209.9, 152/209.11-209.19, 209.21-209.28, 455
CPC B60C 13/00; B60C 13/001; B60C 13/02; B60C 1/0025; B60C 11/03; B60C 11/0304; B60C 11/1218; B60C 11/1236; B60C 11/1281; B60C 2011/1213; B60C 2200/06; B60C 1/00
See application file for complete search history.

(56) **References Cited**

U.S. PATENT DOCUMENTS

D325,013 S	3/1992	Vaughn-Lindner et al. .	D12/147
D325,014 S	3/1992	Galante et al.	D12/147
D325,186 S	4/1992	Pulte, Jr.	D12/147
D326,075 S	5/1992	Covert et al.	D12/147
D429,479 S	8/2000	Fierro et al.	D12/147
D432,060 S	10/2000	Baker	D12/152
D449,803 S	10/2001	Guspodin et al.	D12/147

D454,815 S	3/2002	Guspodin et al.	D12/152
D455,682 S	4/2002	Hutz et al.	D12/152
D471,509 S *	3/2003	Graas	D12/545
D488,772 S	4/2004	Kunos et al.	D12/602
D495,294 S	8/2004	Ochi et al.	D12/604
D504,657 S	5/2005	Allen et al.	D12/579
D516,012 S	2/2006	Miller et al.	D12/579
D516,013 S	2/2006	Miller et al.	D12/579
D516,999 S	3/2006	Miller et al.	D12/579
D517,000 S	3/2006	Allen et al.	D12/579
D520,939 S	5/2006	Allen et al.	D12/600
D548,172 S	8/2007	Dixon et al.	D12/579
D548,173 S	8/2007	Herbeuval et al.	D12/579
D551,161 S	9/2007	Beaubras et al.	D12/602
D556,124 S	11/2007	Thum et al.	D12/579
D556,672 S	12/2007	Umstot et al.	D12/579
D556,673 S	12/2007	Missik-Gaffney et al. ..	D12/579
D556,674 S	12/2007	Missik-Gaffney et al. ..	D12/579
D558,664 S	1/2008	Herbeuval et al.	D12/579

(Continued)

Primary Examiner — Garth Rademaker

Assistant Examiner — Katie Mroczka

(74) *Attorney, Agent, or Firm* — Robert N. Lipsik

(57) **CLAIM**

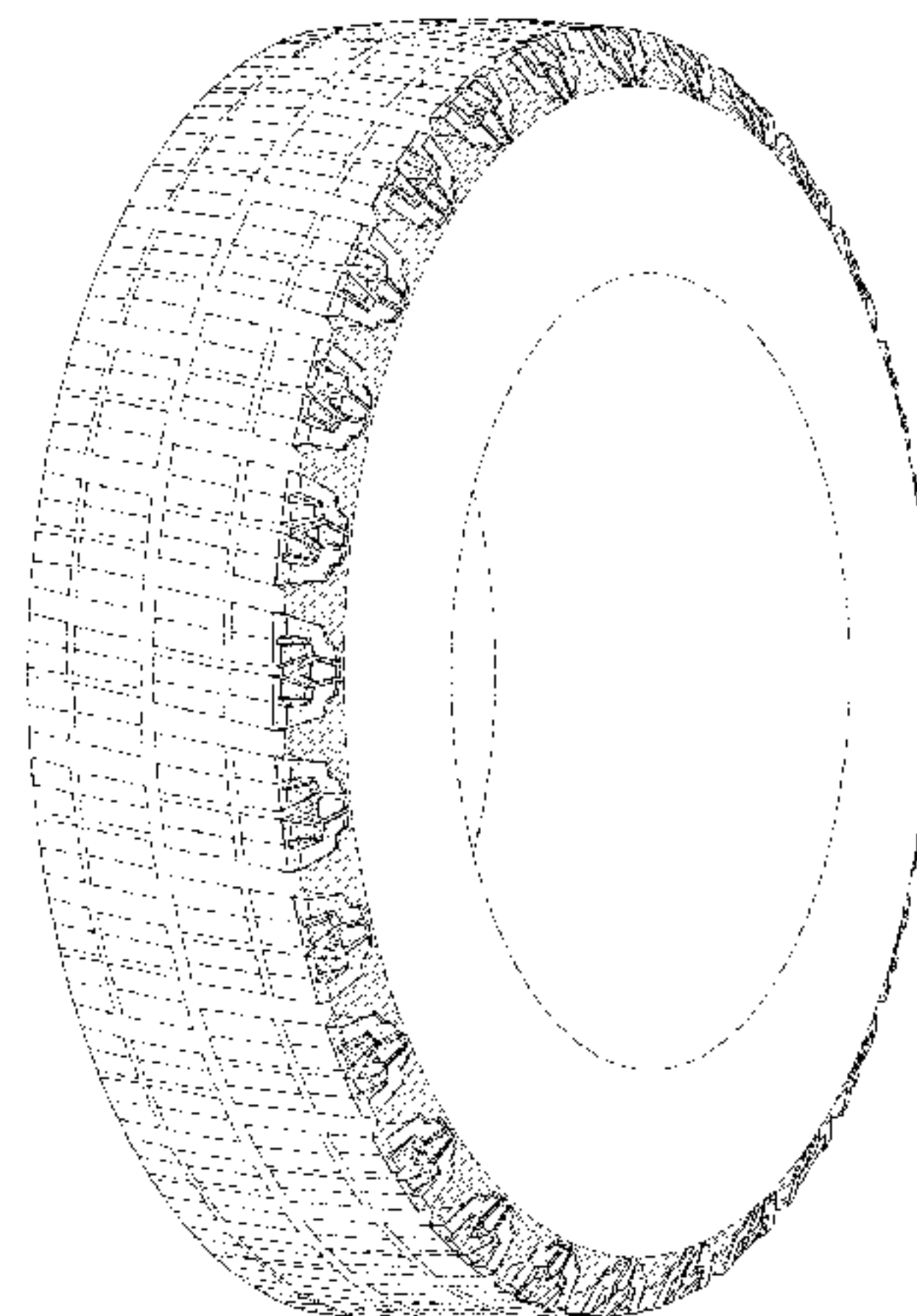
The ornamental design for a shoulder tread for a tire, as shown and described.

DESCRIPTION

FIG. 1 is a perspective view of a shoulder tread for a tire showing our new design, it being understood that the pattern repeats uniformly throughout the circumference of the tread; FIG. 2 is a front elevational view thereof; FIG. 3 is a right side elevational view thereof; the left side elevational view being identical thereto; and, FIG. 4 is an enlarged fragmentary front elevational view thereof.

In the drawings, the broken lines defining the center tread, sidewall, inner bead and the peripheral boundary between the shoulder tread for a tire and the sidewall in FIGS. 1 through 4 depict environmental subject matter and form no part of the claimed design.

1 Claim, 4 Drawing Sheets



(56)

References Cited

U.S. PATENT DOCUMENTS

D563,311 S	3/2008	Brainerd et al.	D12/605	D591,225 S	4/2009	Ashton et al.	D12/600
D563,312 S	3/2008	Brainerd et al.	D12/605	D591,226 S *	4/2009	Shondel	D12/600
D571,715 S	6/2008	Ashton et al.	D12/605	D595,643 S	7/2009	Ochi	D12/605
D573,531 S *	7/2008	Lee	D12/544	D597,024 S *	7/2009	Ochi	D12/605
D575,727 S	8/2008	Shondel et al.	D12/605	D610,532 S	2/2010	Brainerd et al.	D12/605
D575,728 S	8/2008	Harvey	D12/605	D623,588 S	9/2010	Swartzwelder	D12/605
D577,331 S	9/2008	Ochi	D12/605	D638,354 S *	5/2011	Strader	D12/605
D578,953 S	10/2008	Umstot et al.	D12/512	D648,267 S *	11/2011	Shondel	D12/605
D578,956 S	10/2008	Dixon et al.	D12/579	D653,200 S *	1/2012	Kuwano	D12/605
D578,957 S	10/2008	Bonko et al.	D12/579	D656,086 S	3/2012	Herbeuval et al.	D12/579
				D664,915 S	8/2012	Maxwell et al.	D12/605
				D670,642 S *	11/2012	Maxwell	D12/605
				D713,328 S *	9/2014	Umstot	D12/579

* cited by examiner

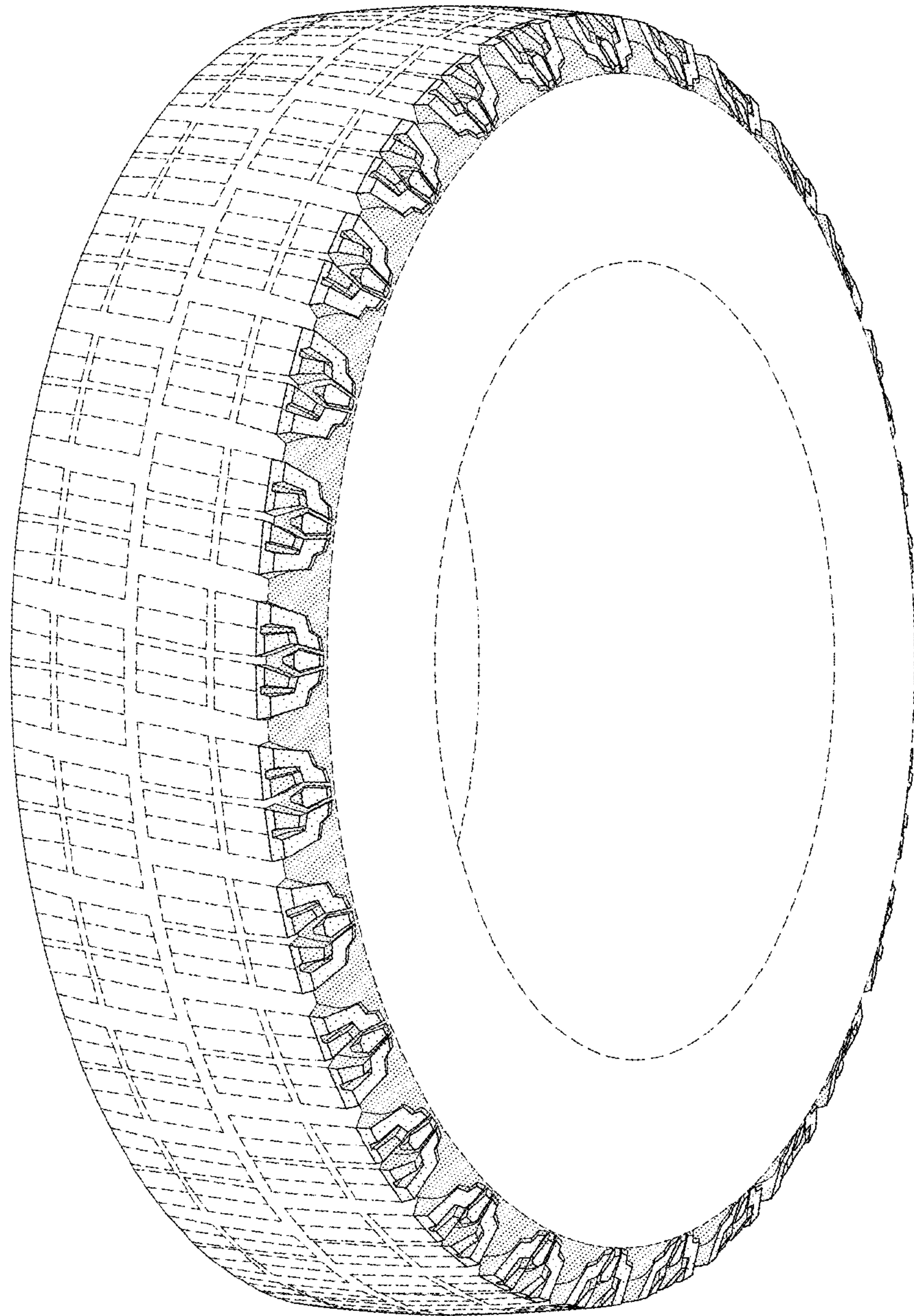


FIG-1

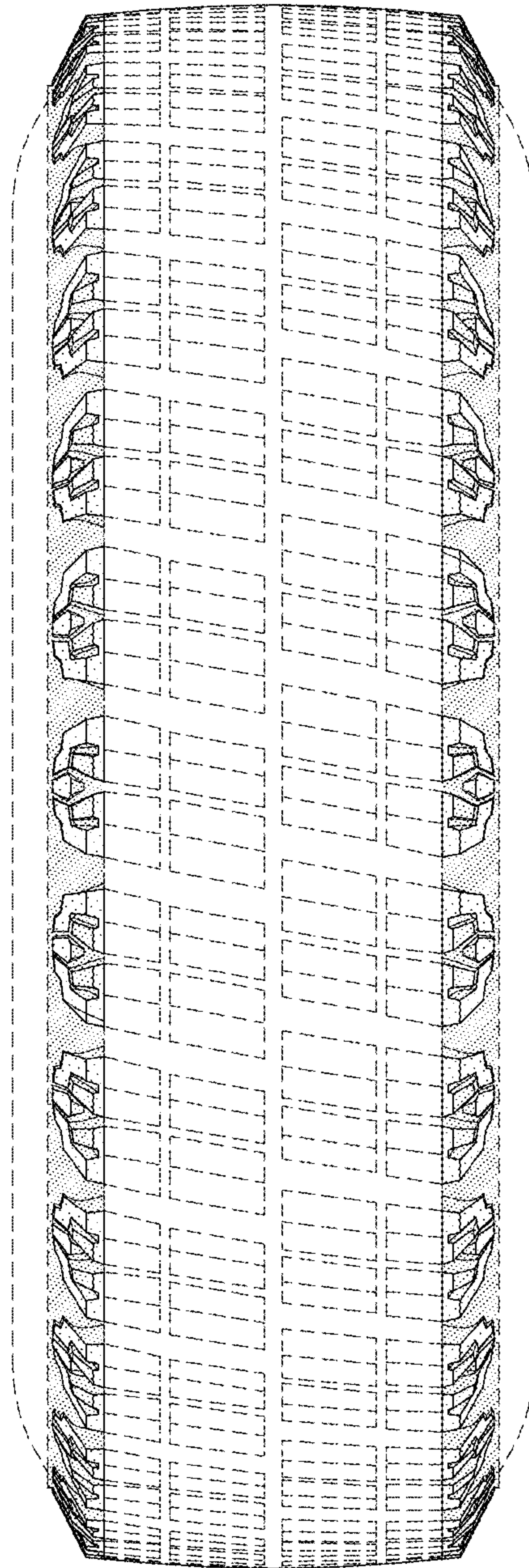


FIG-2




FIG-3

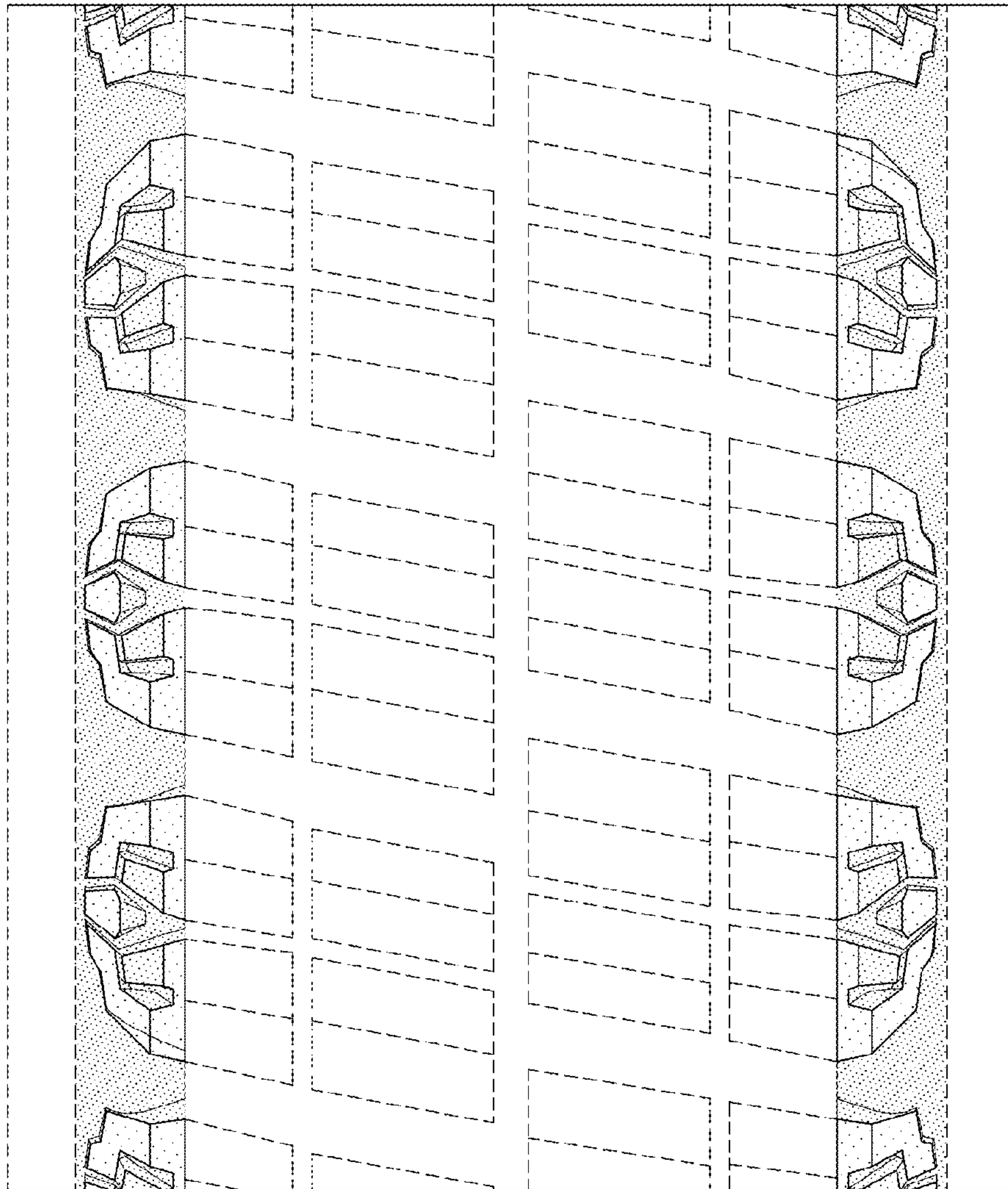


FIG-4