

US00D757621S

(12) **United States Design Patent**  
**Ahn et al.**

(10) **Patent No.:** **US D757,621 S**  
(45) **Date of Patent:** **\*\* May 31, 2016**

(54) **VEHICLE REAR DOOR WITH REFLECTOR**

(71) Applicant: **Google Inc.**, Mountain View, CA (US)

(72) Inventors: **YooJung Ahn**, Mountain View, CA (US); **Philipp Haban**, San Francisco, CA (US)

(73) Assignee: **Google Inc.**, Mountain View, CA (US)

(\*\*) Term: **15 Years**

(21) Appl. No.: **29/527,869**

(22) Filed: **May 22, 2015**

**Related U.S. Application Data**

(62) Division of application No. 29/491,727, filed on May 23, 2014, now Pat. No. Des. 733,630.

(51) **LOC (10) Cl.** ..... **12-16**

(52) **U.S. Cl.**  
USPC ..... **D12/196**

(58) **Field of Classification Search**  
USPC ..... D12/196, 90-92, 86, 190, 183, 96, 169, D12/167, 171, 181, 164  
CPC ..... E05Y 2900/531; E05Y 2900/532; E05D 3/127; B60J 5/10; B60J 5/0416; B60J 5/0463; B60J 5/0468; B60J 5/047; B60J 8/0473; B60J 5/0472

See application file for complete search history.

(56) **References Cited**

**U.S. PATENT DOCUMENTS**

D282,923 S	3/1986	Soederberg	
D323,901 S	2/1992	Falck et al.	
D411,814 S	7/1999	Chibuka et al.	
D418,471 S	1/2000	Gabath	
D421,588 S *	3/2000	Kitamura	D12/196
D447,191 S	8/2001	Hoelzel et al.	
D456,312 S	4/2002	Leutz	
D457,115 S	5/2002	Mahoney et al.	

D459,764 S	7/2002	Hoelzel et al.	
D466,458 S	12/2002	Murkett	
D467,849 S	12/2002	Murkett	
6,530,251 B1	3/2003	Dimig	
D472,863 S	4/2003	Carroll	
D476,340 S	6/2003	Niebuhr et al.	
D491,855 S *	6/2004	Velazco	D12/196
D494,913 S *	8/2004	Chapman	D12/196

(Continued)

**OTHER PUBLICATIONS**

McFadden, Colin-Druce, "Autonomous car concept swaps steering wheel for gesture controls", <<http://www.dvice.com/2014-3-12/autonomous-car-concept-swaps-steering-wheel-gesture-controls>>, Mar. 12, 2014.

(Continued)

*Primary Examiner* — George D Kirschbaum

*Assistant Examiner* — Clese Moore, Jr.

(74) *Attorney, Agent, or Firm* — Lerner, David, Littenberg, Krumholz & Mentlik, LLP

(57) **CLAIM**

The ornamental design for an vehicle rear door with reflector, as shown and described.

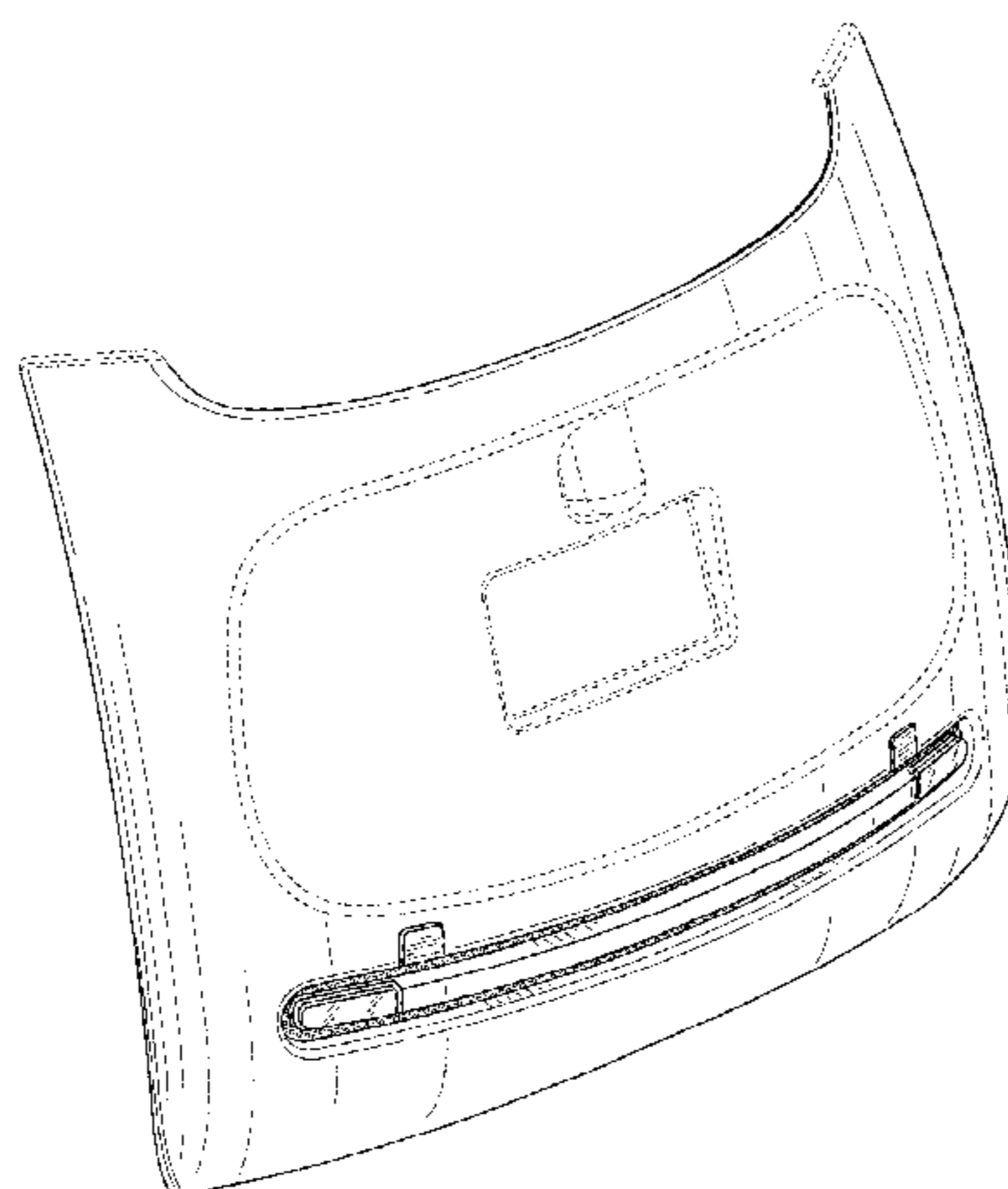
**DESCRIPTION**

FIG. 1 is a front perspective view of an vehicle rear door with reflector according to our design;  
FIG. 2 is a front elevation view thereof;  
FIG. 3 is a back elevation view thereof;  
FIG. 4 is a right side elevation view thereof;  
FIG. 5 is a left side elevation view thereof;  
FIG. 6 is a top plan view thereof; and,  
FIG. 7 is a bottom plan view thereof.

The broken lines illustrate portions of the vehicle rear door with reflector that form no part of the claimed design.

Areas of the design shown with a stipple fill shading areas are to indicate a contrasting appearance.

**1 Claim, 4 Drawing Sheets**



(56)

References Cited

U.S. PATENT DOCUMENTS

D515,489 S \* 2/2006 Tokutake ..... D12/196  
 D520,428 S \* 5/2006 Iwanaga ..... D12/196  
 D526,429 S 8/2006 Hovind et al.  
 D527,697 S \* 9/2006 Metros ..... D12/196  
 D528,490 S 9/2006 Schumaker  
 D546,986 S 7/2007 Platto et al.  
 D553,269 S 10/2007 Pfeiffer et al.  
 D556,111 S 11/2007 Levy  
 D556,662 S 12/2007 Murkett  
 D559,734 S 1/2008 Sinkwitz  
 D564,432 S 3/2008 Pfeiffer  
 D568,792 S 5/2008 Moushegian et al.  
 D582,824 S 12/2008 Kobayashi  
 D586,020 S 2/2009 Hsu  
 D592,102 S 5/2009 Kim  
 D592,336 S 5/2009 Hsu  
 7,537,256 B2 5/2009 Gates et al.  
 D594,383 S 6/2009 Lo et al.  
 D596,323 S 7/2009 Ishizuka et al.  
 D601,072 S 9/2009 Giachin  
 D603,296 S 11/2009 Zhou et al.  
 D603,306 S 11/2009 Jung et al.  
 D608,263 S 1/2010 Truebsbach  
 D613,220 S 4/2010 Ikeda et al.  
 D615,905 S 5/2010 Arnell  
 D619,931 S 7/2010 Arnell  
 D625,445 S 10/2010 Takahashi et al.  
 D629,717 S 12/2010 Artioli  
 D630,563 S \* 1/2011 Schneider ..... D12/196  
 D633,839 S 3/2011 Matei et al.  
 D634,686 S \* 3/2011 Matei ..... D12/164  
 D636,317 S 4/2011 Matei et al.  
 D638,338 S 5/2011 Huet  
 D644,975 S 9/2011 Kumai et al.  
 D649,910 S 12/2011 Mullen  
 D651,132 S 12/2011 Lambri et al.  
 D655,836 S 3/2012 Lee et al.  
 D660,211 S 5/2012 Ikuma et al.

D663,665 S \* 7/2012 Hakamata ..... D12/196  
 D671,452 S 11/2012 Isoird  
 D671,453 S 11/2012 Isoird  
 D675,961 S 2/2013 Nagafuchi et al.  
 D676,359 S 2/2013 Panoz et al.  
 D680,931 S \* 4/2013 Schmeckpeper ..... D12/196  
 D681,529 S 5/2013 Minami et al.  
 D682,172 S 5/2013 Peltola et al.  
 D682,759 S \* 5/2013 Oliver ..... D12/196  
 D684,091 S 6/2013 Frenzel et al.  
 D684,515 S \* 6/2013 Oliver ..... 296/26.11  
 D693,270 S 11/2013 Burki et al.  
 D693,272 S 11/2013 Burki et al.  
 D695,177 S \* 12/2013 Matsueda ..... D12/196  
 D695,178 S 12/2013 Tada et al.  
 D695,179 S 12/2013 Tada et al.  
 D695,661 S 12/2013 Asano et al.  
 D695,663 S 12/2013 Suga et al.  
 D695,664 S 12/2013 Suga et al.  
 D696,172 S 12/2013 Kawasaki et al.  
 D696,999 S 1/2014 Suga et al.  
 D698,717 S \* 2/2014 Kobayashi ..... D12/196  
 D700,104 S 2/2014 Malachowski  
 D706,191 S 6/2014 Choi et al.  
 D706,692 S 6/2014 Wheel et al.  
 D710,264 S 8/2014 Watkins et al.  
 D718,695 S 12/2014 Galante et al.  
 D719,062 S 12/2014 Wada  
 D720,874 S 1/2015 Jackson et al.  
 D721,024 S 1/2015 Thole et al.  
 D726,351 S 4/2015 Kato  
 D733,630 S \* 7/2015 Ahn ..... D12/196  
 2014/0252949 A1 9/2014 Ko et al.

OTHER PUBLICATIONS

Ridden, Paul, "ATNMBL—The concept car with no steering wheel, brake pedal or driver's seat", <<http://www.gizmag.com/atnmb1-autonomous-concept-passenger-transport/15877/>>, Jul. 29, 2010.

\* cited by examiner

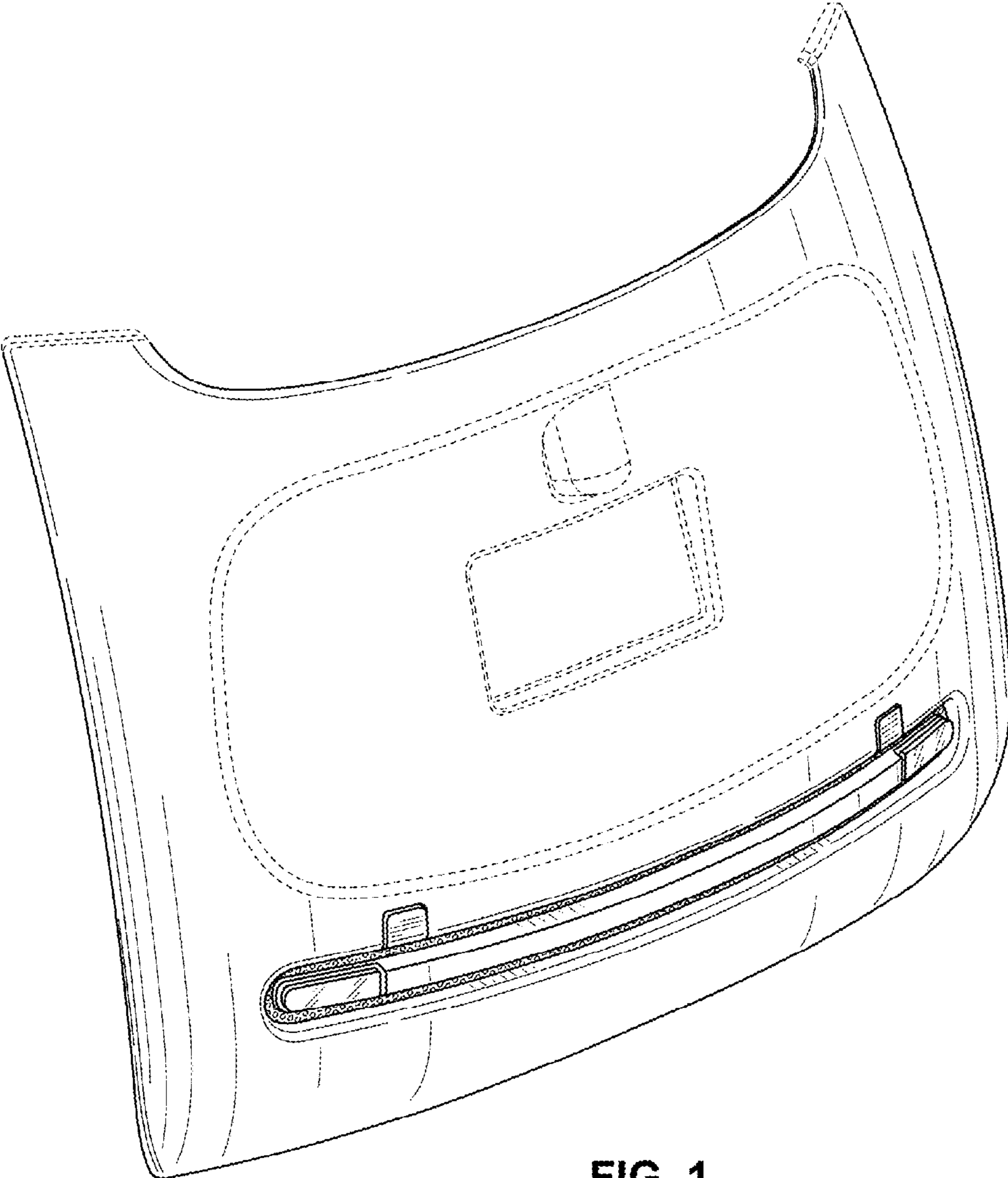


FIG. 1

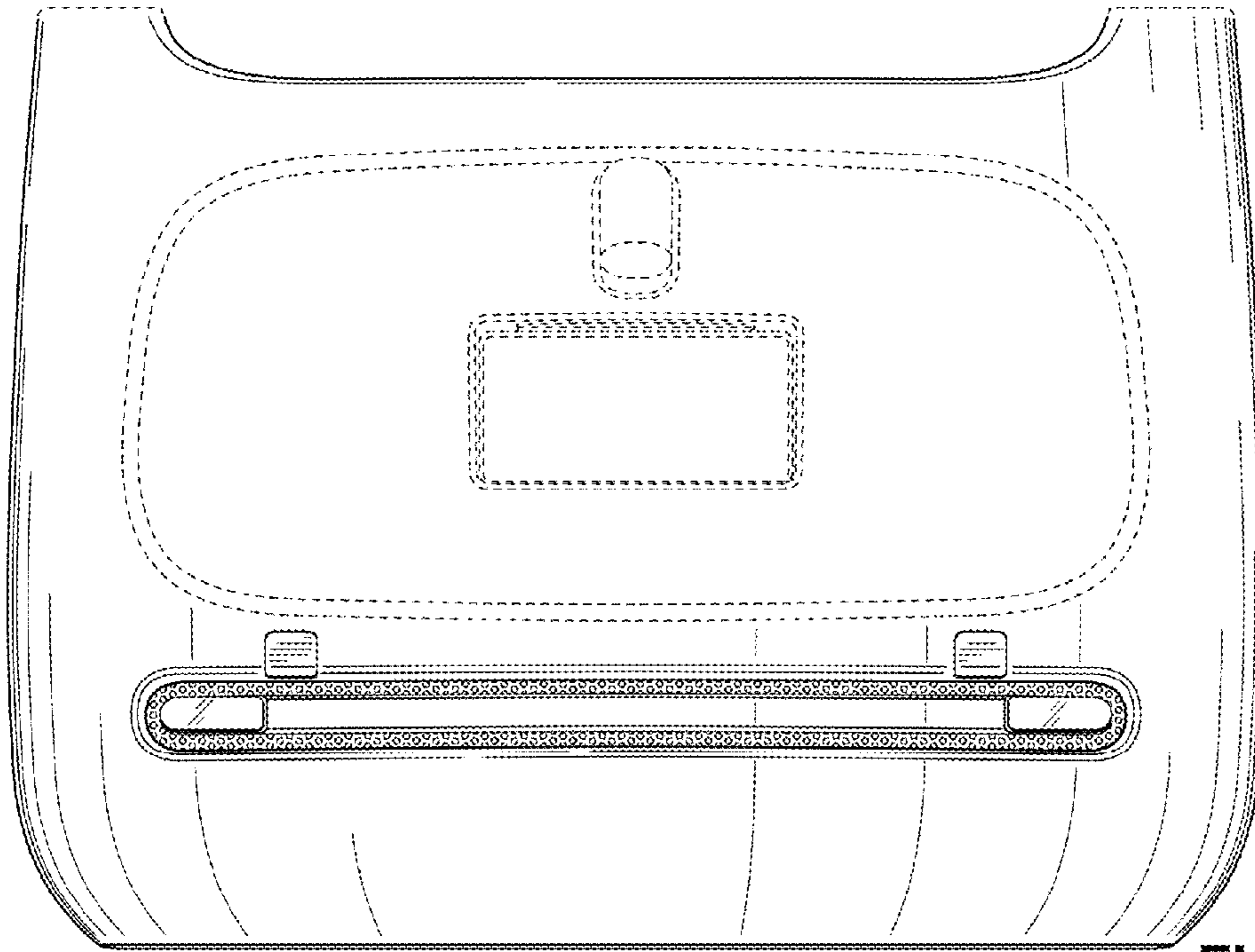


FIG. 2




FIG. 3

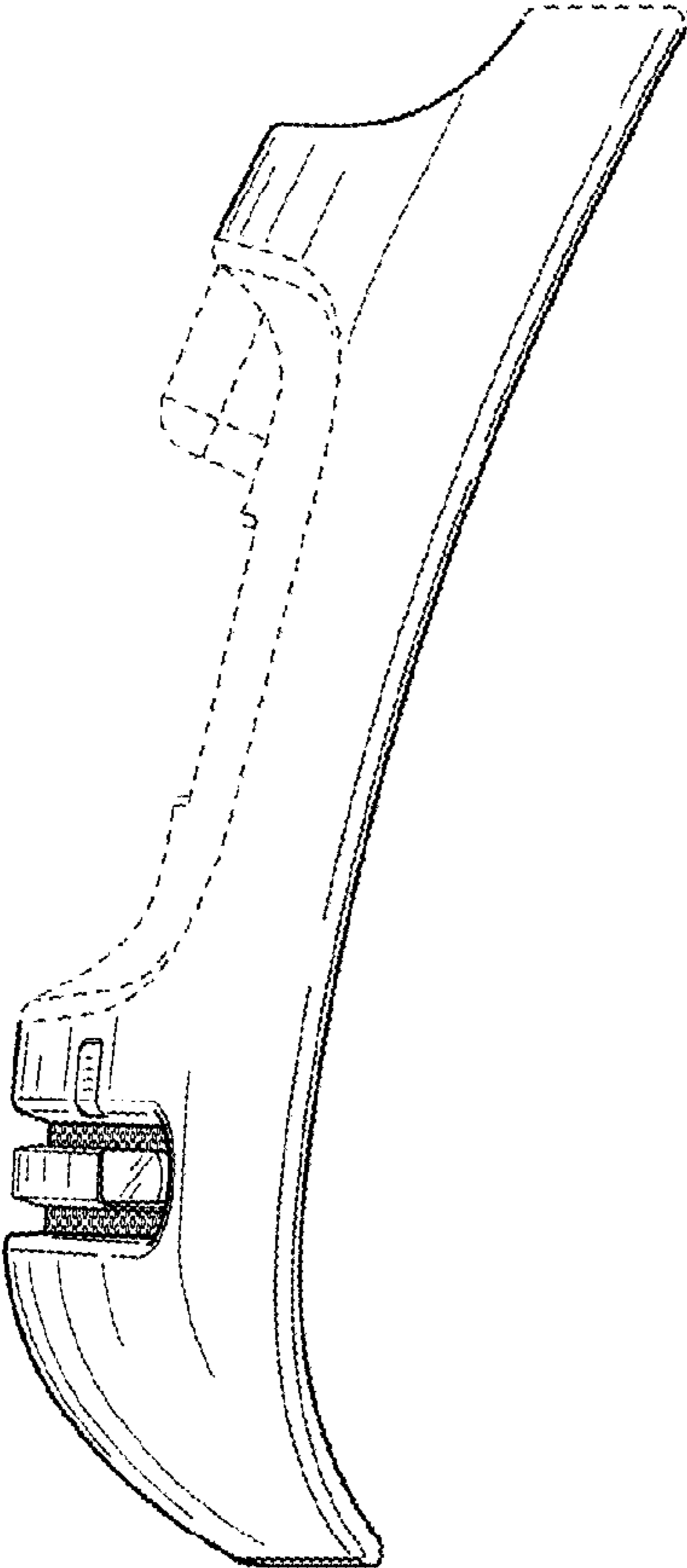


FIG. 4

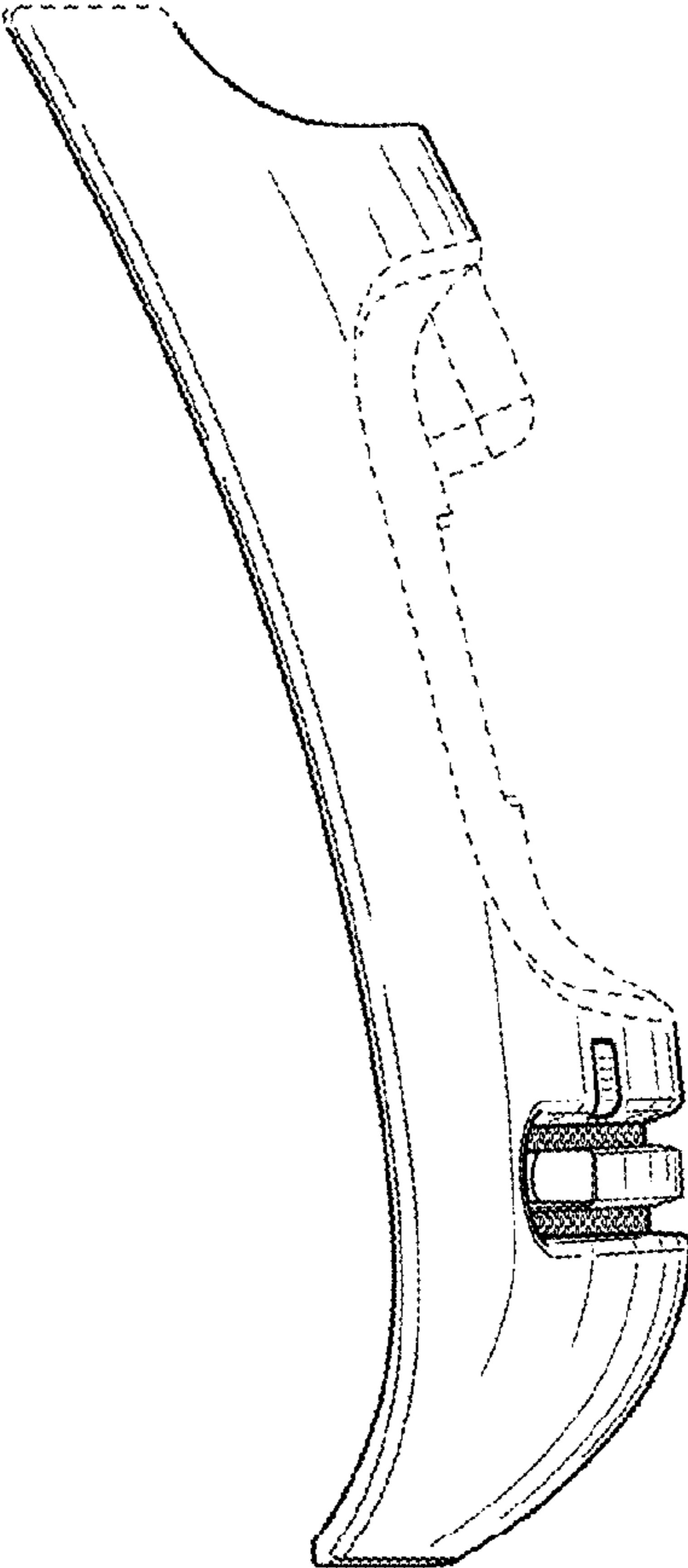


FIG. 5

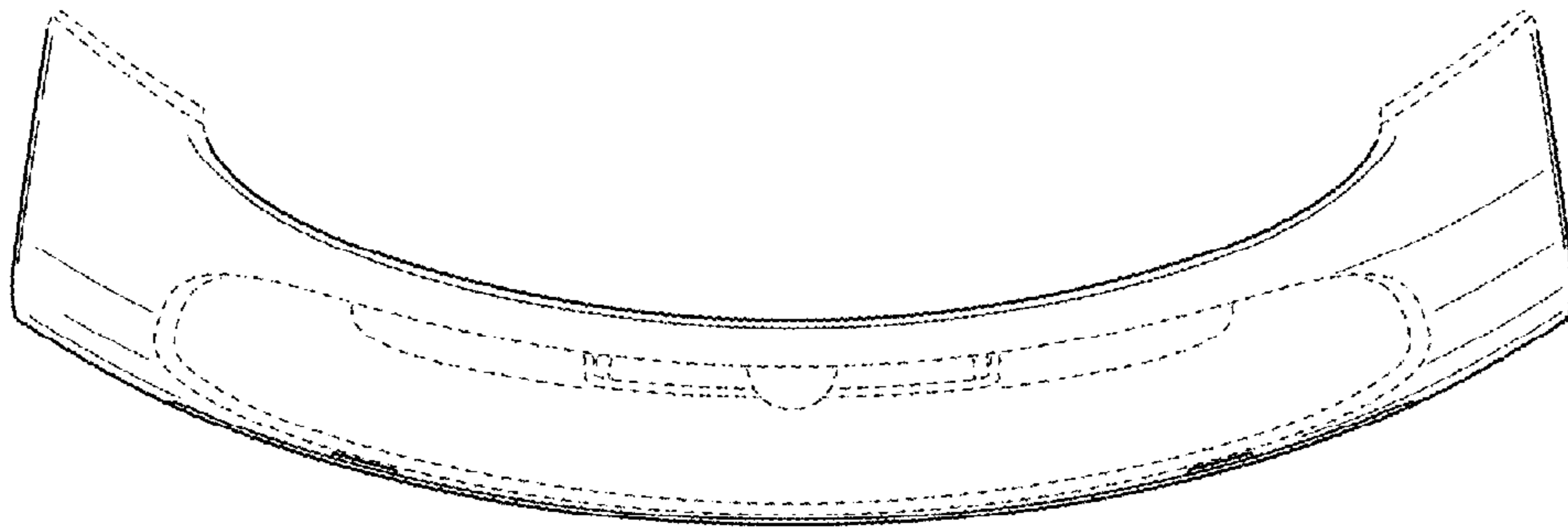


FIG. 6

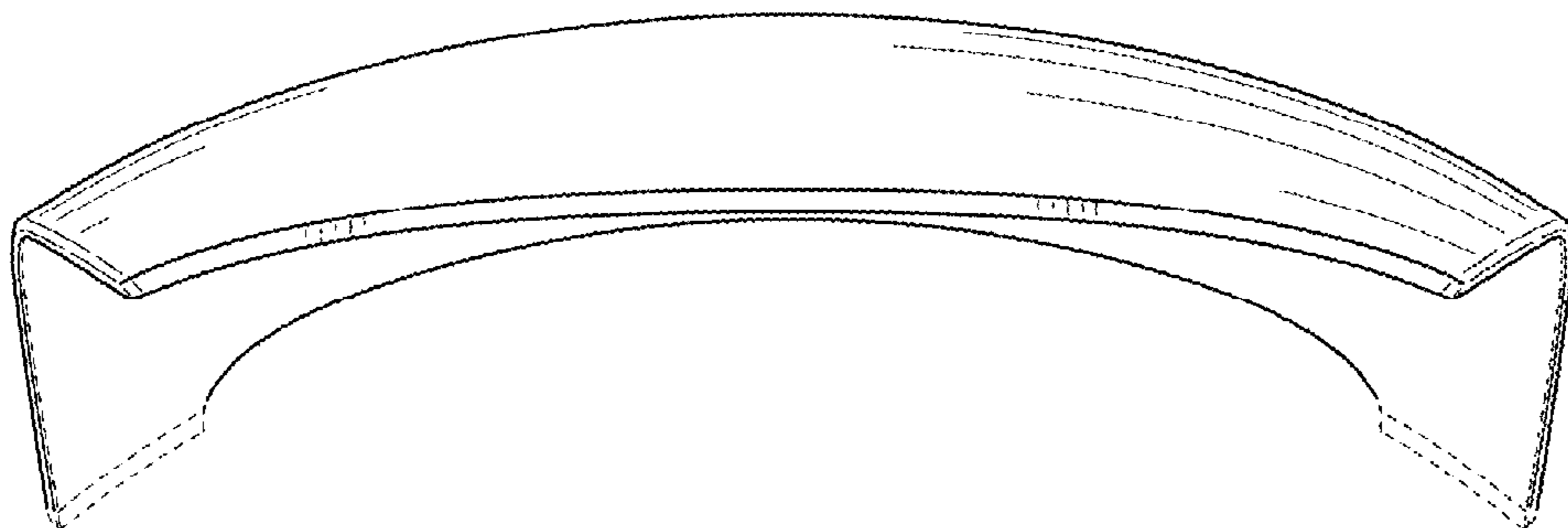


FIG. 7