

US00D757618S

(12) **United States Design Patent**  
**Richardson**

(10) **Patent No.:** **US D757,618 S**

(45) **Date of Patent:** **\*\* May 31, 2016**

- (54) **PAD**
- (71) Applicant: **Euro-Pro Operating LLC**, Newton, MA (US)
- (72) Inventor: **Claudia Joann Richardson**, Ventura, CA (US)
- (73) Assignee: **SharkNinja Operation LLC**, Newton, MA (US)

4,685,167 A	8/1987	Murray
4,709,430 A	12/1987	Nicoll
D302,058 S	7/1989	Brooks
5,021,277 A	6/1991	Fan
5,099,532 A	3/1992	Thomas et al.
5,177,831 A	1/1993	Wirth
5,377,378 A	1/1995	Cutler
D358,238 S	5/1995	Barnett

(Continued)

- (\*\*) Term: **14 Years**
- (21) Appl. No.: **29/497,989**

(22) Filed: **Jul. 30, 2014**

(51) **LOC (10) Cl.** ..... **12-08**

(52) **U.S. Cl.**  
USPC ..... **D12/183**

(58) **Field of Classification Search**  
USPC ..... D12/183, 180-182, 400-401, 191, 417, D12/174  
CPC ..... B60J 1/20; B60J 3/02; B60J 3/0208; B60J 1/2008; B60J 1/2005; B60J 1/2002; B60J 3/204  
See application file for complete search history.

(56) **References Cited**

**U.S. PATENT DOCUMENTS**

1,146,668 A	7/1915	Tanaka
2,299,300 A	10/1942	Björnson
2,926,370 A	3/1960	Wessel
3,066,344 A	12/1962	Borrás et al.
3,284,273 A	11/1966	Prentice
3,593,359 A	7/1971	Strauss
3,737,938 A	6/1973	Saltzstein
3,792,505 A	2/1974	Saltzstein
D245,473 S	8/1977	Heninger
4,278,719 A	7/1981	Sarnecki
4,353,944 A	10/1982	Tarui
4,634,618 A	1/1987	Greer et al.
D290,144 S	6/1987	Bruce

**FOREIGN PATENT DOCUMENTS**

DE	473362	10/1937
GB	399174	9/1933
GB	1023556	3/1966

*Primary Examiner* — Katrina A Betton

(74) *Attorney, Agent, or Firm* — Ntellect Law, P.C.

(57) **CLAIM**

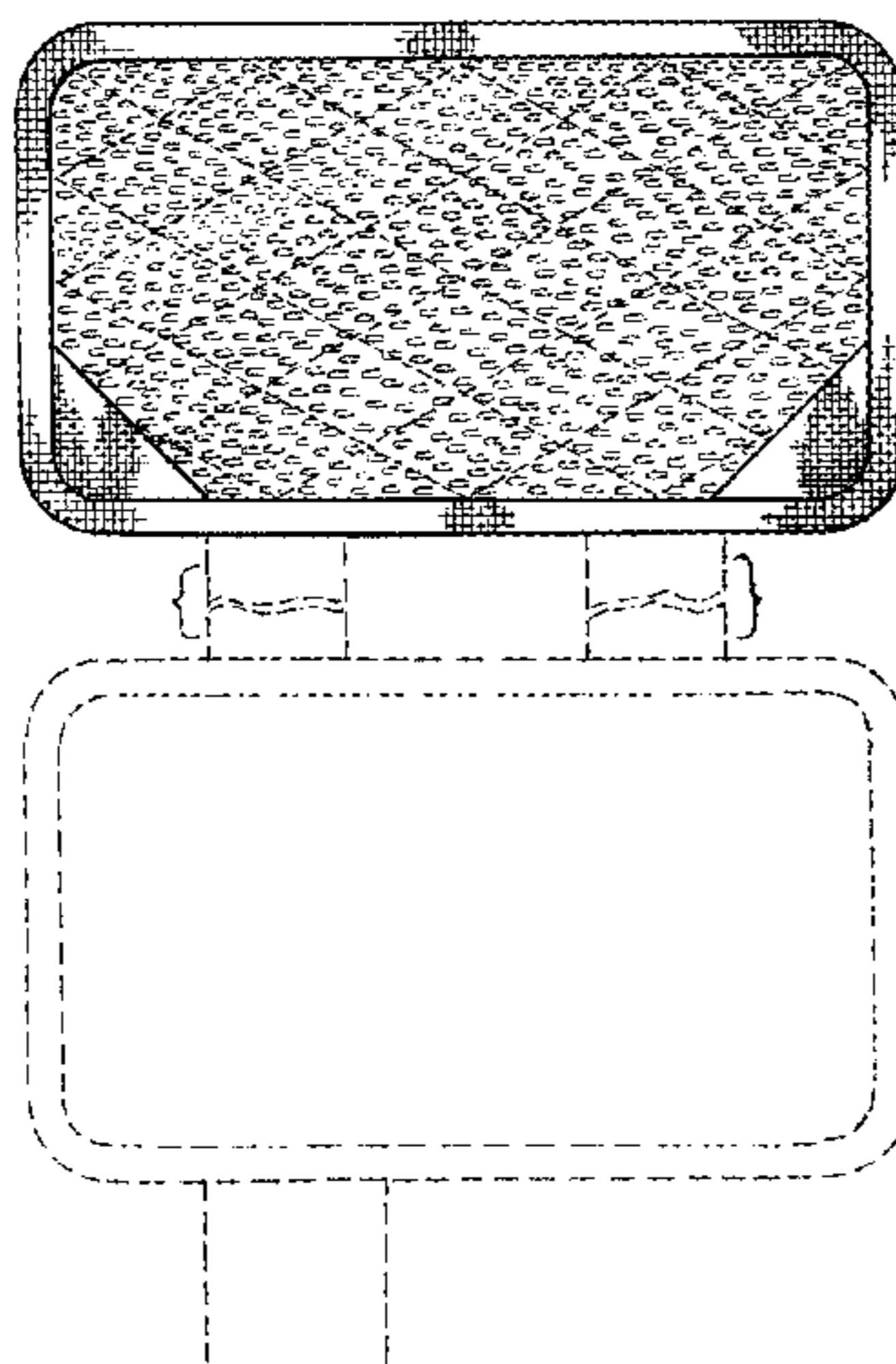
The ornamental design for a pad, as shown and described.

**DESCRIPTION**

FIG. 1 is a bottom, front, left side perspective view of a pad showing our new design;  
FIG. 2 is a top plan view thereof;  
FIG. 3 is a bottom plan view thereof;  
FIG. 4 is a front elevational view thereof;  
FIG. 5 is a rear elevational view thereof;  
FIG. 6 is a right side elevational view thereof; and,  
FIG. 7 is a left side elevational view thereof.

The diagonal broken lines within the solid line boundaries shown in FIGS. 1 and 3 represent stitching that is part of the claimed design. The dash-dot-dash broken lines shown in FIG. 2 define boundaries of the pad and form no part thereof. All other broken lines in FIGS. 1-7 represent unclaimed portions of the pad and form no part of the claimed design. In FIGS. 1-3 and 6-7, the pad is shown with symbolic breaks along the unclaimed connectors between the two parts of the design. Any portion of the pad between the break lines forms no part of the claimed design.

**1 Claim, 4 Drawing Sheets**



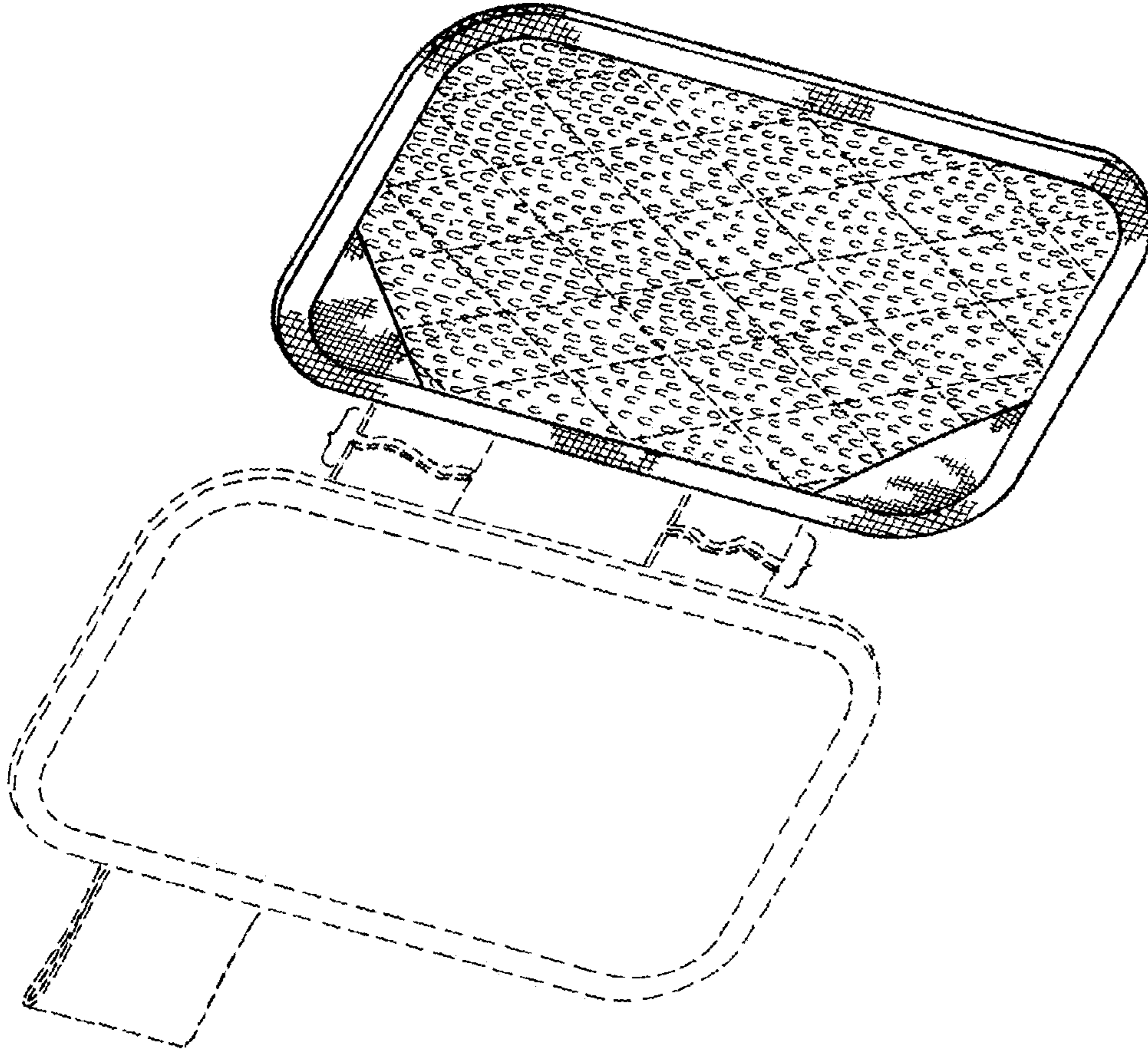
(56)

References Cited

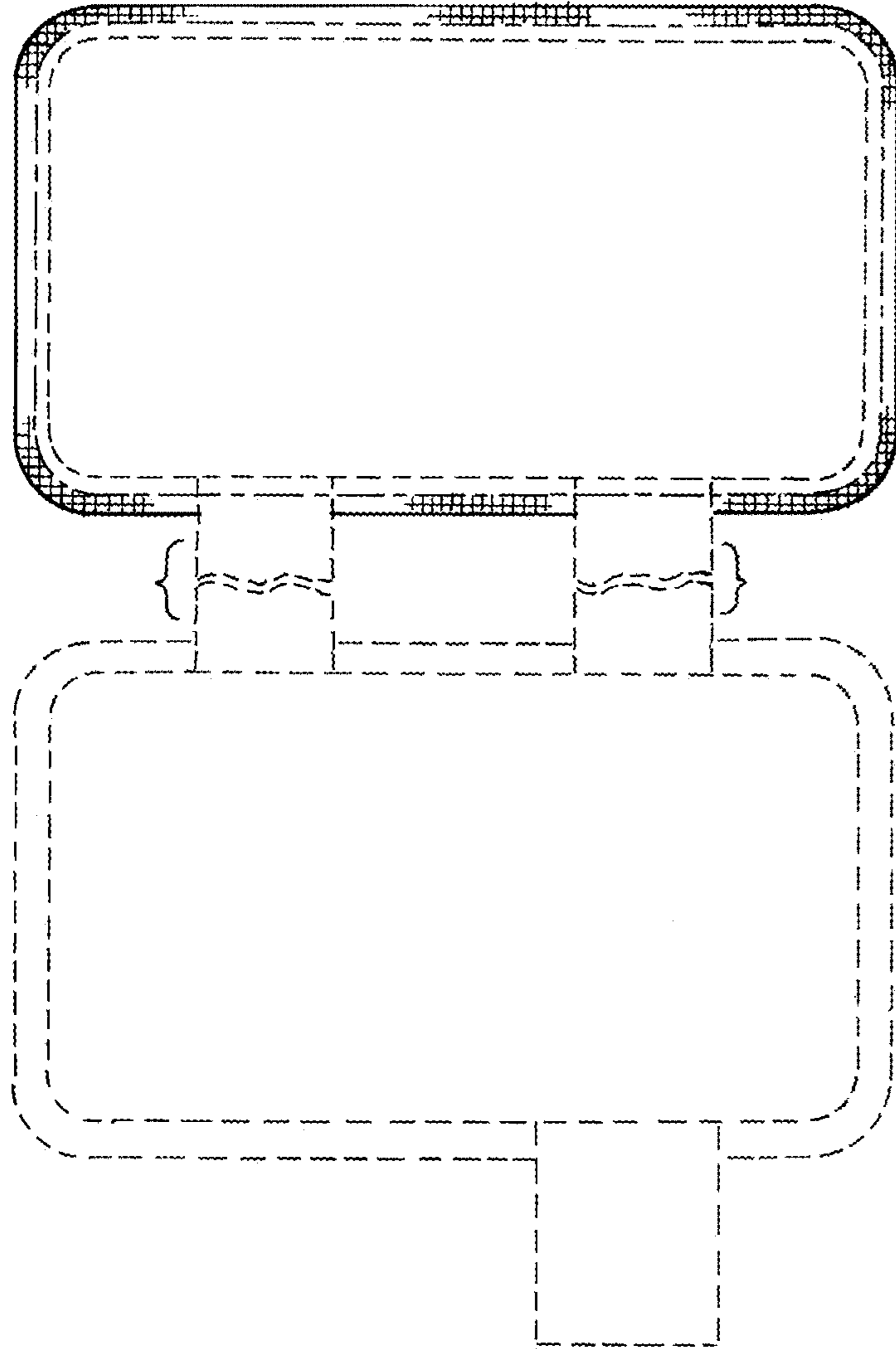
U.S. PATENT DOCUMENTS

D358,520 S	5/1995	Yamanaka		D626,711 S	11/2010	Kaminer et al.
5,419,015 A	5/1995	Garcia		8,133,991 B2	3/2012	Nonomura et al.
5,511,271 A	4/1996	Shishido et al.		8,201,296 B2	6/2012	Mayer
D371,759 S *	7/1996	Larsen .....	D12/183	D666,860 S	9/2012	Lubart
D375,069 S *	10/1996	Yates .....	D12/183	8,332,987 B2	12/2012	Kaminer et al.
D391,715 S	3/1998	Irwin et al.		8,500,211 B2	8/2013	Lindblad
D406,424 S	3/1999	Daniels		2001/0023159 A1	9/2001	Chen et al.
D426,039 S	5/2000	Tintelnot et al.		2003/0044569 A1	3/2003	Kacher et al.
6,101,661 A	8/2000	Policicchio et al.		2003/0172480 A1	9/2003	Ueda et al.
D435,948 S	1/2001	Long		2006/0191557 A1	8/2006	Rosenzweig et al.
D455,929 S	4/2002	Tweel		2006/0200927 A1	9/2006	Kacher et al.
D471,334 S	3/2003	Reede		2007/0061987 A1	3/2007	Kresse et al.
6,651,290 B2	11/2003	Kingry et al.		2007/0107151 A1	5/2007	Pung et al.
D488,751 S *	4/2004	Szczesny .....	D12/191	2008/0145593 A1	6/2008	Tsai
6,899,940 B2	5/2005	Leriget		2008/0166176 A1	7/2008	Rees et al.
7,155,768 B2	1/2007	Morita et al.		2009/0158544 A1	6/2009	Pagani
D536,647 S *	2/2007	Eskandry .....	D12/183	2009/0241978 A1	10/2009	Moretti
D554,030 S *	10/2007	Eskandry .....	D12/183	2010/0147329 A1	6/2010	Leymonerie
D554,031 S *	10/2007	Eskandry .....	D12/183	2010/0263152 A1	10/2010	Wildeman
D560,868 S	1/2008	So		2010/0272948 A1	10/2010	Kaminer et al.
D575,918 S	8/2008	Rosenzweig et al.		2012/0042462 A1	2/2012	Milanese et al.
D626,302 S	10/2010	Kaminer et al.		2012/0151703 A1	6/2012	Chow
				2014/0069337 A1	3/2014	Dunford
				2014/0245554 A1	9/2014	Kaminer et al.
				2014/0245556 A1	9/2014	Kaminer et al.

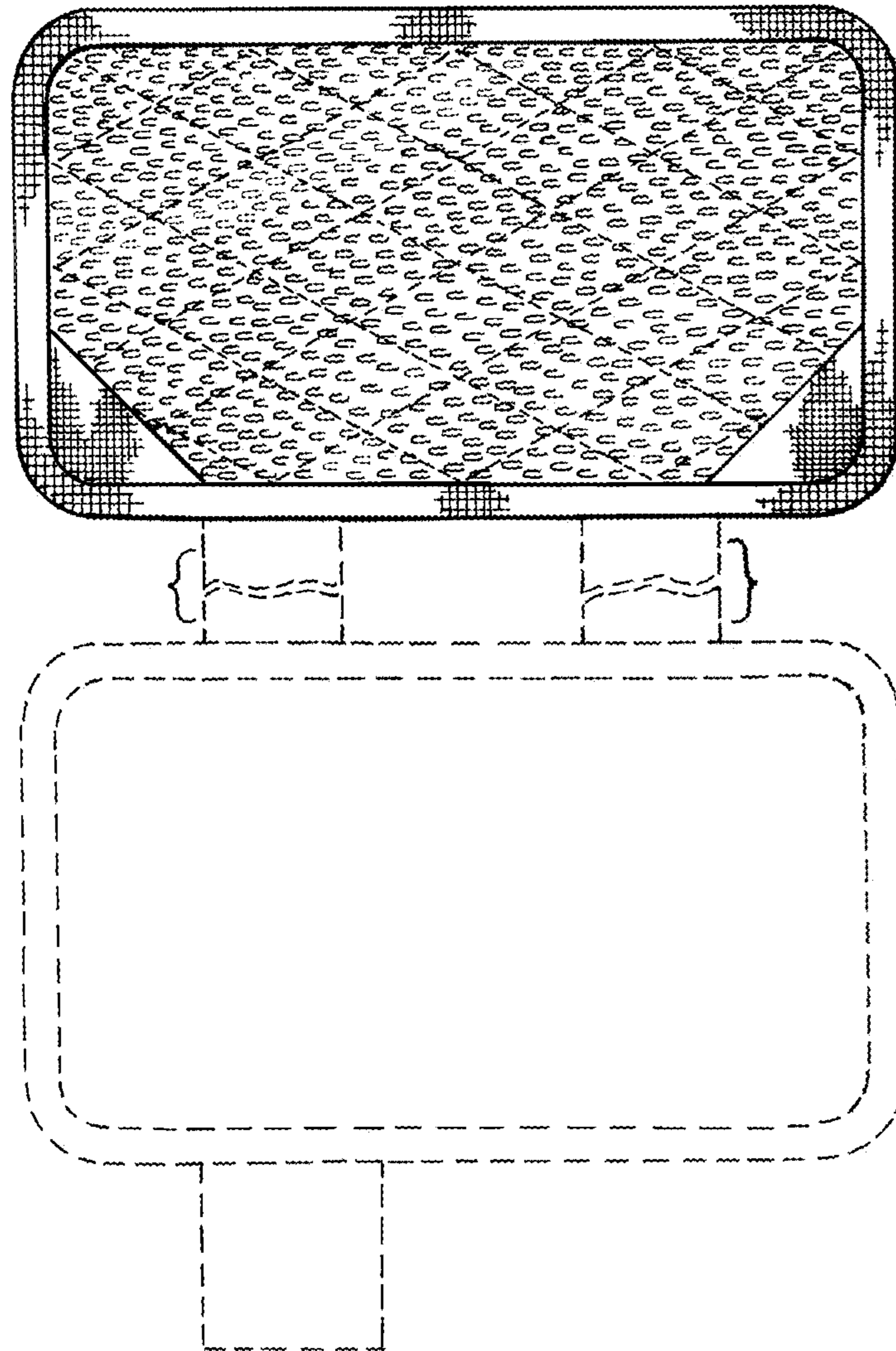
\* cited by examiner



*Fig. 1*



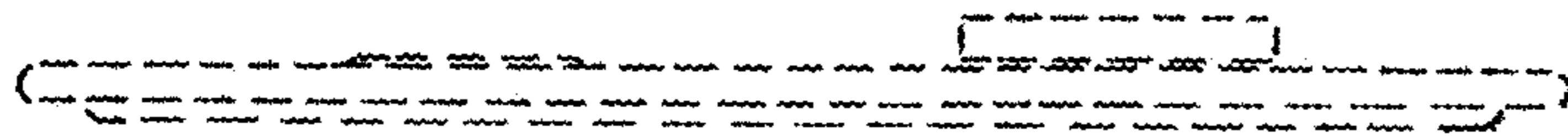
*Fig. 2*




*Fig. 3*



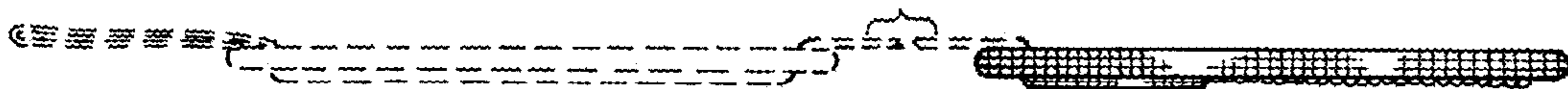
*Fig. 4*



*Fig. 5*



*Fig. 6*



*Fig. 7*