

US00D757615S

(12) **United States Design Patent**
Lesnik et al.

(10) **Patent No.:** **US D757,615 S**
(45) **Date of Patent:** **** May 31, 2016**

(54) **FRONT PORTION OF A VEHICLE, TOY,
AND/OR REPLICAS THEREOF**

D689,416 S 9/2013 Frei et al.
D703,112 S * 4/2014 Futschik D12/164
D703,590 S * 4/2014 Futschik D12/164
D716,198 S * 10/2014 Futschik D12/164

(71) Applicant: **Daimler AG**, Stuttgart (DE)

* cited by examiner

(72) Inventors: **Robert Lesnik**, Leonberg (DE); **Gorden
Wagener**, Gaeufelden (DE)

Primary Examiner — Melody N Brown

(73) Assignee: **Daimler AG**, Stuttgart (DE)

(74) *Attorney, Agent, or Firm* — Crowell & Moring LLP

(**) Term: **14 Years**

(57) **CLAIM**

The ornamental design for a front portion of a vehicle, toy,
and/or replicas thereof, as shown and described.

(21) Appl. No.: **29/524,876**

DESCRIPTION

(22) Filed: **Apr. 24, 2015**

This application contains subject matter related to the follow-
ing co-pending U.S. design patent applications:

(30) **Foreign Application Priority Data**

Application Ser. No. 29/524,875, filed herewith and entitled
“Vehicle, Toy, and/or Replicas Thereof”;

Oct. 27, 2014 (WO) DM/084842

Application Ser. No. 29/524,878, filed herewith and entitled
“Front Portion of a Vehicle, Toy, and/or Replicas Thereof”;

(51) **LOC (10) Cl.** **12-16**

Application Ser. No. 29/524,879, filed herewith and entitled
“Front Bumper for a Vehicle”;

(52) **U.S. Cl.**

USPC **D12/164**

Application Ser. No. 29/524,880, filed herewith and entitled
“Front Bumper for a Vehicle”;

(58) **Field of Classification Search**

USPC D12/86, 90–92, 164; D21/421, 433,
D21/434; 296/181.1, 181.5

Application Ser. No. 29/524,882, filed herewith and entitled
“Radiator Grill for a Vehicle”;

CPC B62D 35/00; B62D 25/00; B62D 25/06;
B62D 25/08; B62D 33/00

Application Ser. No. 29/524,883, filed herewith and entitled
“Radiator Grill for a Vehicle”; and

See application file for complete search history.

Application Ser. No. 29/524,885, filed herewith and entitled
“Vehicle, Toy, and/or Replicas Thereof”.

(56) **References Cited**

FIG. 1 is a left, front perspective view of a front portion of a
vehicle, toy, and/or replicas thereof according to the design;

U.S. PATENT DOCUMENTS

FIG. 2 is a left side view thereof;

D595,622 S 7/2009 Pfeiffer et al.
D596,079 S 7/2009 Pfeiffer et al.
D634,678 S * 3/2011 Futschik D12/164
D679,222 S 4/2013 Frei et al.
D680,031 S * 4/2013 Fetherston D12/92
D680,035 S * 4/2013 Fetherston D12/164
D688,162 S * 8/2013 Fetherston D12/92
D688,174 S * 8/2013 Fetherston D12/164
D689,415 S 9/2013 Frei et al.


FIG. 3 is a right side view thereof;

FIG. 4 is a front view thereof; and,

FIG. 5 is a top view thereof.

The broken lines are for illustrative purposes only and form
no part of the claimed design. The broken line which defines
the bounds of the claimed design forms no part thereof.

1 Claim, 5 Drawing Sheets



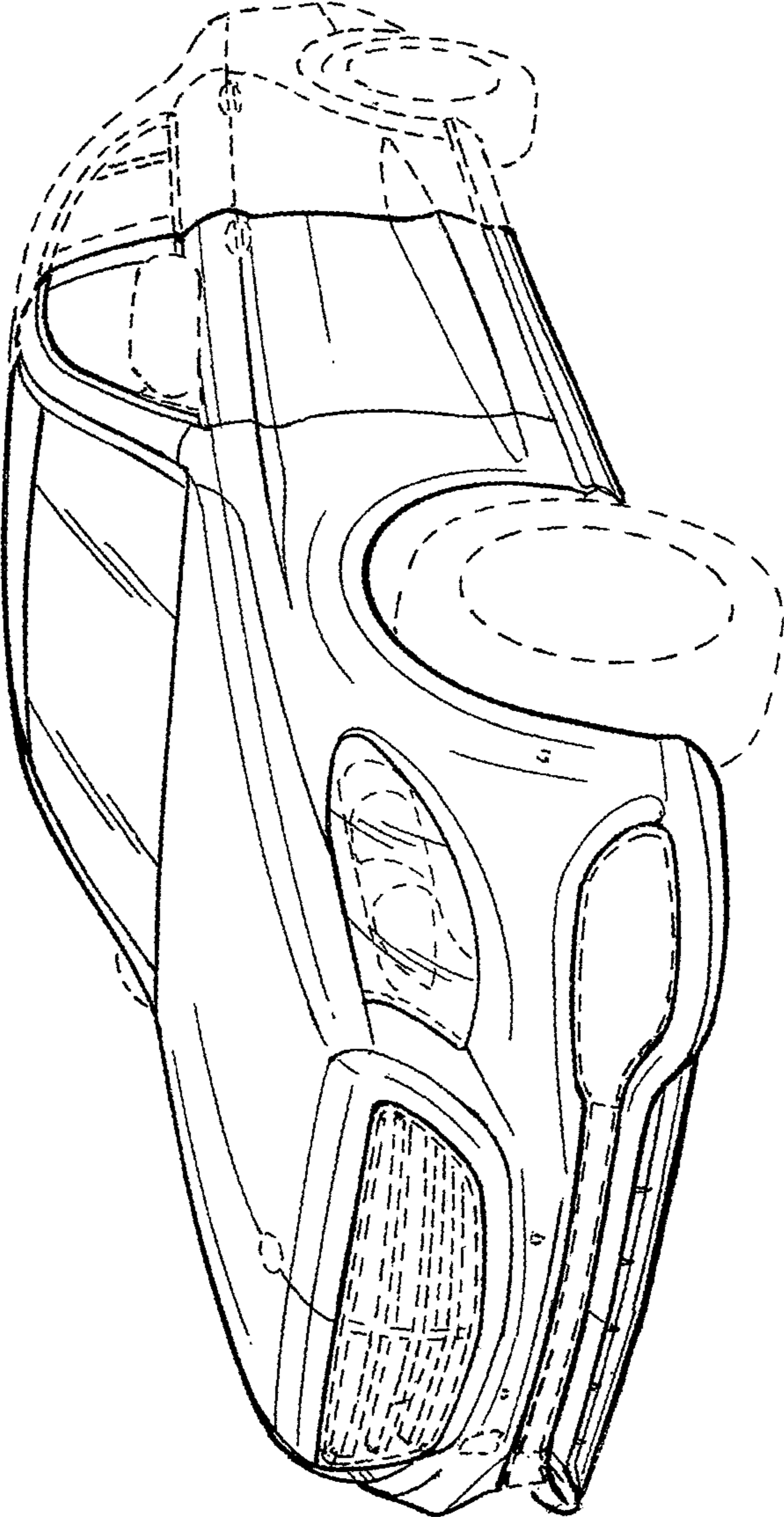


FIG. 1

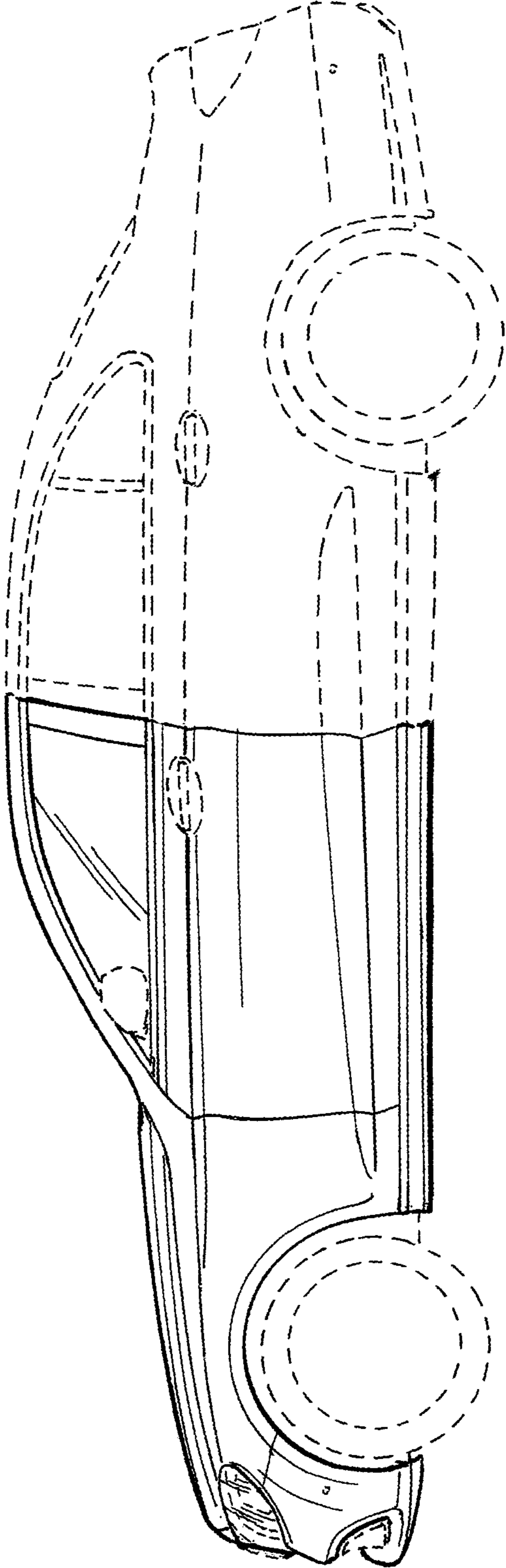


FIG. 2

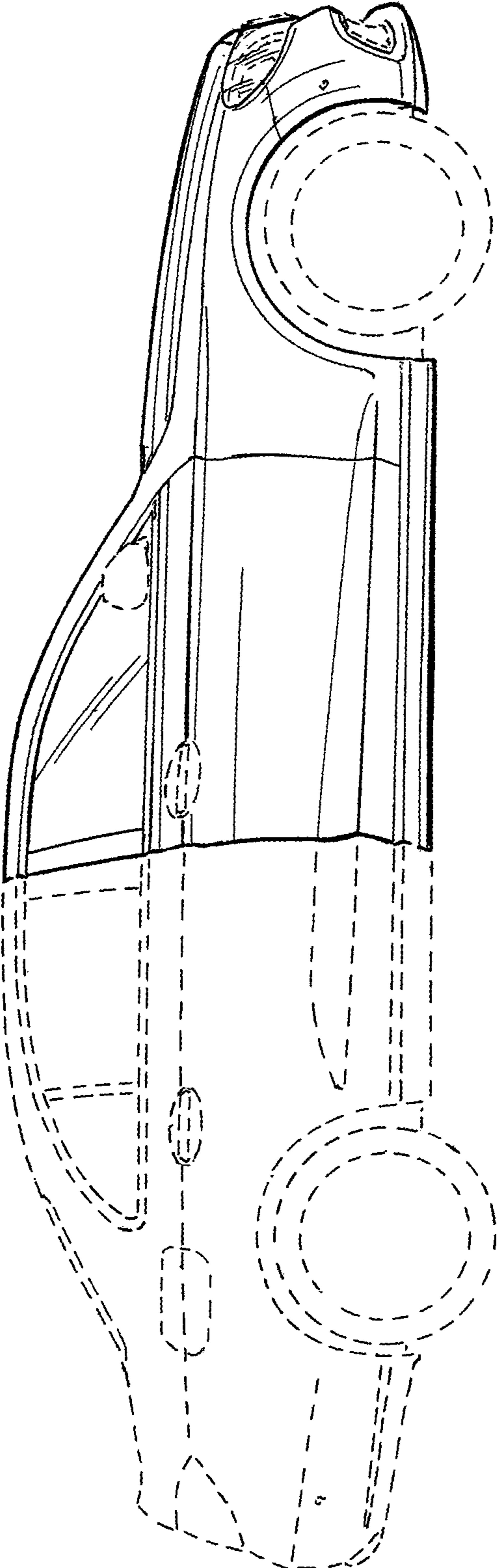


FIG. 3

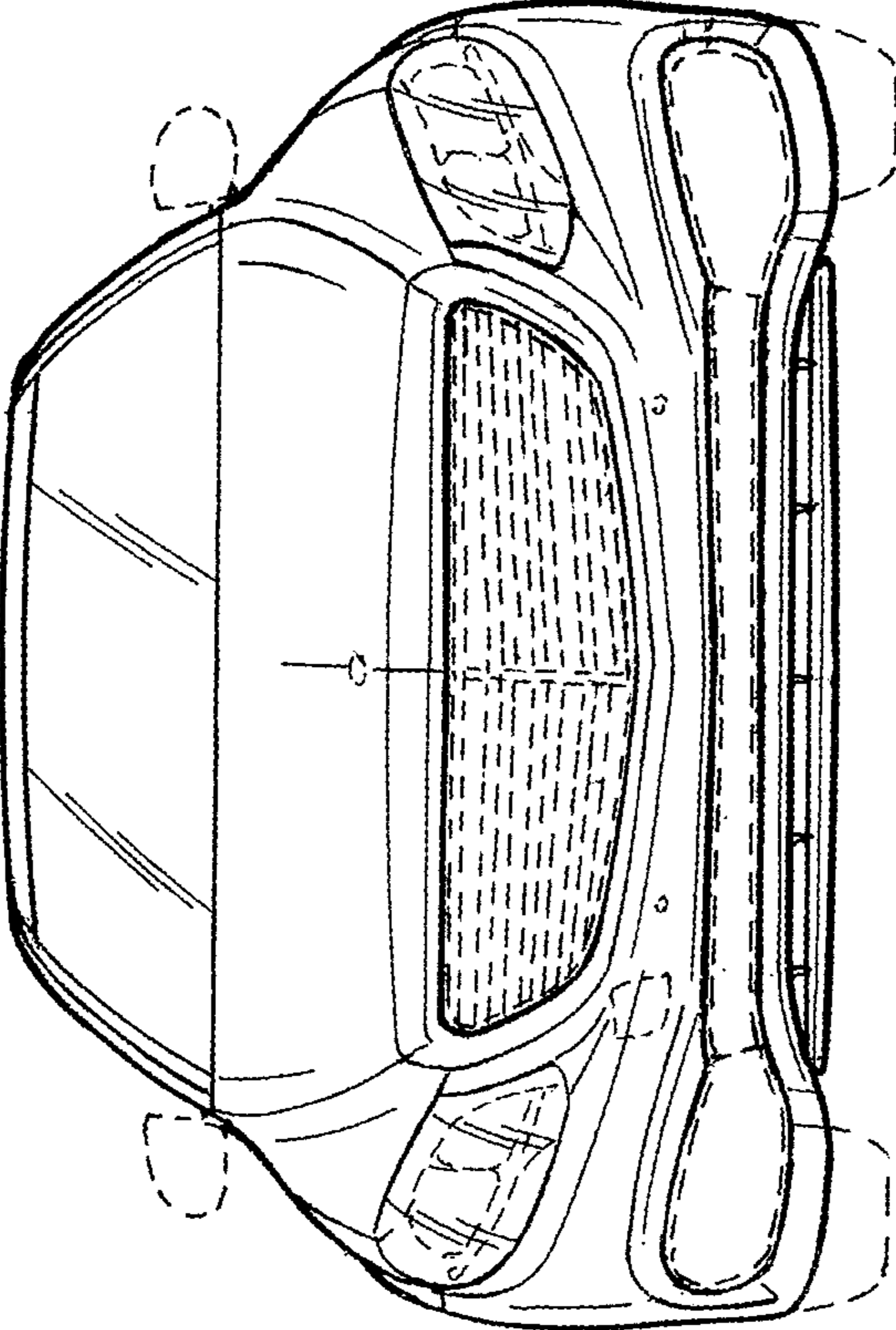


FIG. 4

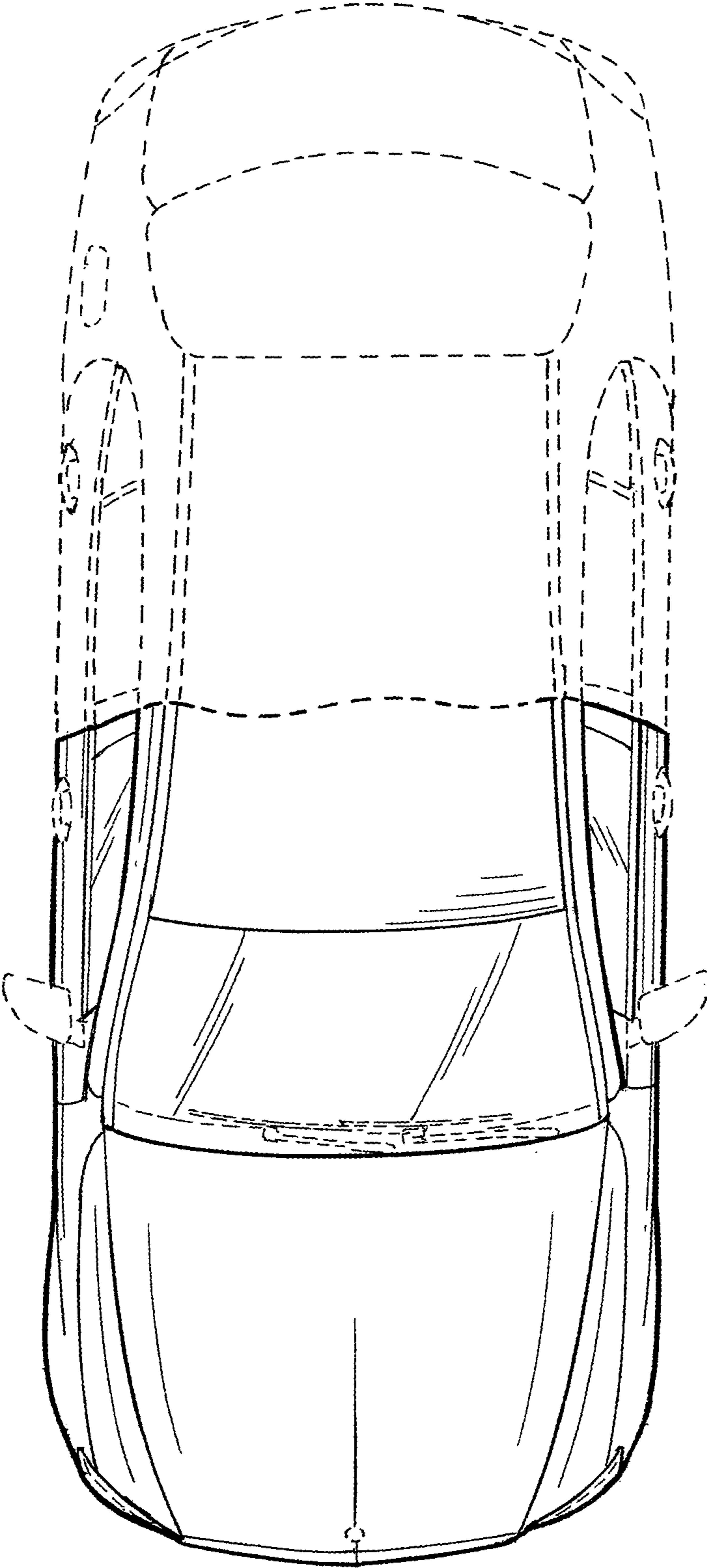


FIG. 5