

US00D757576S

(12) **United States Design Patent**
Jordan et al.

(10) **Patent No.:** **US D757,576 S**
(45) **Date of Patent:** **** May 31, 2016**

(54) **CONDUIT LAYOUT TOOL**
(71) Applicants: **David S. Jordan**, Knoxville, TN (US);
Michael C. Jordan, Knoxville, TN (US)
(72) Inventors: **David S. Jordan**, Knoxville, TN (US);
Michael C. Jordan, Knoxville, TN (US)
(73) Assignee: **iTool Equipment Holding LLC**, Oak
Ridge, TN (US)

D515,442 S * 2/2006 Robbins, III D10/71
D547,148 S * 7/2007 Jordan et al.
D598,793 S * 8/2009 Yu D10/71
D652,331 S * 1/2012 Weise D10/71
D708,973 S * 7/2014 Fischer D10/71
D727,184 S * 4/2015 Fischer D10/71
D728,396 S * 5/2015 Fischer D10/71
D735,593 S * 8/2015 Fischer D10/71
D735,594 S * 8/2015 Fischer D10/71
D736,109 S * 8/2015 Fischer D10/71
D736,110 S * 8/2015 Fischer D10/71

* cited by examiner

(**) Term: **14 Years**

Primary Examiner — Antoine D Davis

(21) Appl. No.: **29/474,834**

(74) *Attorney, Agent, or Firm* — Michael E. McKee

(22) Filed: **Feb. 24, 2015**

(57) **CLAIM**

The ornamental design for a conduit, as shown and described.

(51) **LOC (10) Cl.** **10-04**

DESCRIPTION

(52) **U.S. Cl.**
USPC **D10/71; D10/64**

(58) **Field of Classification Search**
USPC D10/64, 71
CPC G01B 3/02; G01B 3/04; B43L 13/145
See application file for complete search history.


FIG. 1 is a perspective view of a conduit layout tool showing our new design;
FIG. 2 is front elevation view thereof;
FIG. 3 is a rear elevation view thereof;
FIG. 4 is a top plan view thereof;
FIG. 5 is a bottom plan view thereof;
FIG. 6 is a left side elevation view thereof;
FIG. 7 is a right side elevation view thereof;
FIG. 8 is a front elevation view of a second embodiment of a conduit layout tool; and,
FIG. 9 is a rear elevation view thereof.
The top and bottom plan views and the left and right side elevation views of the second embodiment are identical to FIGS. 4, 5, 6 and 7, respectively.

(56) **References Cited**

U.S. PATENT DOCUMENTS

D136,046 S * 7/1943 Downer 30/115
3,803,718 A * 4/1974 Schneider G01B 3/02
33/490
D288,538 S * 3/1987 Cabaniss, III D10/62
D345,511 S * 3/1994 Petrohilos D10/64
5,361,510 A * 11/1994 Cox A47G 1/205
33/1 LE
D448,687 S * 10/2001 Landwerlen D10/70

1 Claim, 3 Drawing Sheets






FIG. 1




FIG. 6



FIG. 7



FIG. 2




FIG. 3



FIG. 4



FIG. 5




FIG. 8




FIG. 9