

US00D757569S

(12) **United States Design Patent**  
**Gruosi**

(10) **Patent No.:** **US D757,569 S**  
(45) **Date of Patent:** **\*\* May 31, 2016**

(54) **WATCH CASE**  
(71) Applicant: **Fawaz Gruosi**, Prangins (CH)  
(72) Inventor: **Fawaz Gruosi**, Prangins (CH)  
(73) Assignee: **de Grisogono S.A.**, Plan-les-Ouates (CH)  
(\*\*) Term: **14 Years**  
(21) Appl. No.: **29/434,187**  
(22) Filed: **Oct. 10, 2012**

(30) **Foreign Application Priority Data**  
Mar. 2, 2012 (CH) ..... 138735  
(51) **LOC (10) Cl.** ..... **10-02**  
(52) **U.S. Cl.**  
USPC ..... **D10/38; D10/30**  
(58) **Field of Classification Search**  
USPC ..... D10/30-39, 122-132, 1-29; 368/10,  
368/223, 276, 280, 281, 282, 285, 294, 295,  
368/309; D11/40, 43, 45, 79, 85  
CPC .... G04B 37/00; G04B 37/0008; G04B 45/00;  
G04B 45/0069; G04B 45/0076; G04B 47/04;  
G04B 47/042  
See application file for complete search history.

(56) **References Cited**  
**U.S. PATENT DOCUMENTS**  
2,226,138 A \* 12/1940 Prestinari ..... 368/281  
D145,675 S \* 10/1946 Ostier ..... D10/30  
2,446,065 A \* 7/1948 Starke ..... 368/282


D351,799 S \* 10/1994 Bulgari ..... D10/39  
D383,072 S \* 9/1997 Visage ..... D10/30  
D420,600 S \* 2/2000 Gruosi-Scheufele ..... D10/39  
D434,676 S \* 12/2000 Pequignet ..... D10/32  
D444,398 S \* 7/2001 Modolo ..... D10/39  
D454,310 S \* 3/2002 Dostourian ..... D10/30  
D464,893 S \* 10/2002 Ellia ..... D10/39  
D539,670 S \* 4/2007 Behling ..... D10/32  
D563,799 S \* 3/2008 Holtzman ..... D10/39  
D570,229 S \* 6/2008 Ellia ..... D10/30  
D572,152 S \* 7/2008 Berard ..... D10/32  
D606,423 S \* 12/2009 Mille ..... D10/38  
D650,297 S \* 12/2011 Duport et al. .... D10/39  
D696,145 S \* 12/2013 Stegmann et al. .... D10/38

\* cited by examiner  
*Primary Examiner* — Martie K Holtje  
(74) *Attorney, Agent, or Firm* — Venjuris P.C.

(57) **CLAIM**  
The ornamental design for a watch case, as shown and described.

**DESCRIPTION**  
FIG. 1 is a front elevational view of a watch case showing my new design;  
FIG. 2 is a rear elevational view thereof;  
FIG. 3 is a bottom plan view thereof;  
FIG. 4 is a top plan view thereof;  
FIG. 5 is right side elevational view thereof;  
FIG. 6 is a left side elevational view thereof; and,  
FIG. 7 is bottom, right perspective view thereof.  
The structural elements depicted by broken lines in FIG. 2 have been shown for the purpose of illustrating portions of the watch case that forms no part of the claimed design.

**1 Claim, 7 Drawing Sheets**






FIG. 1

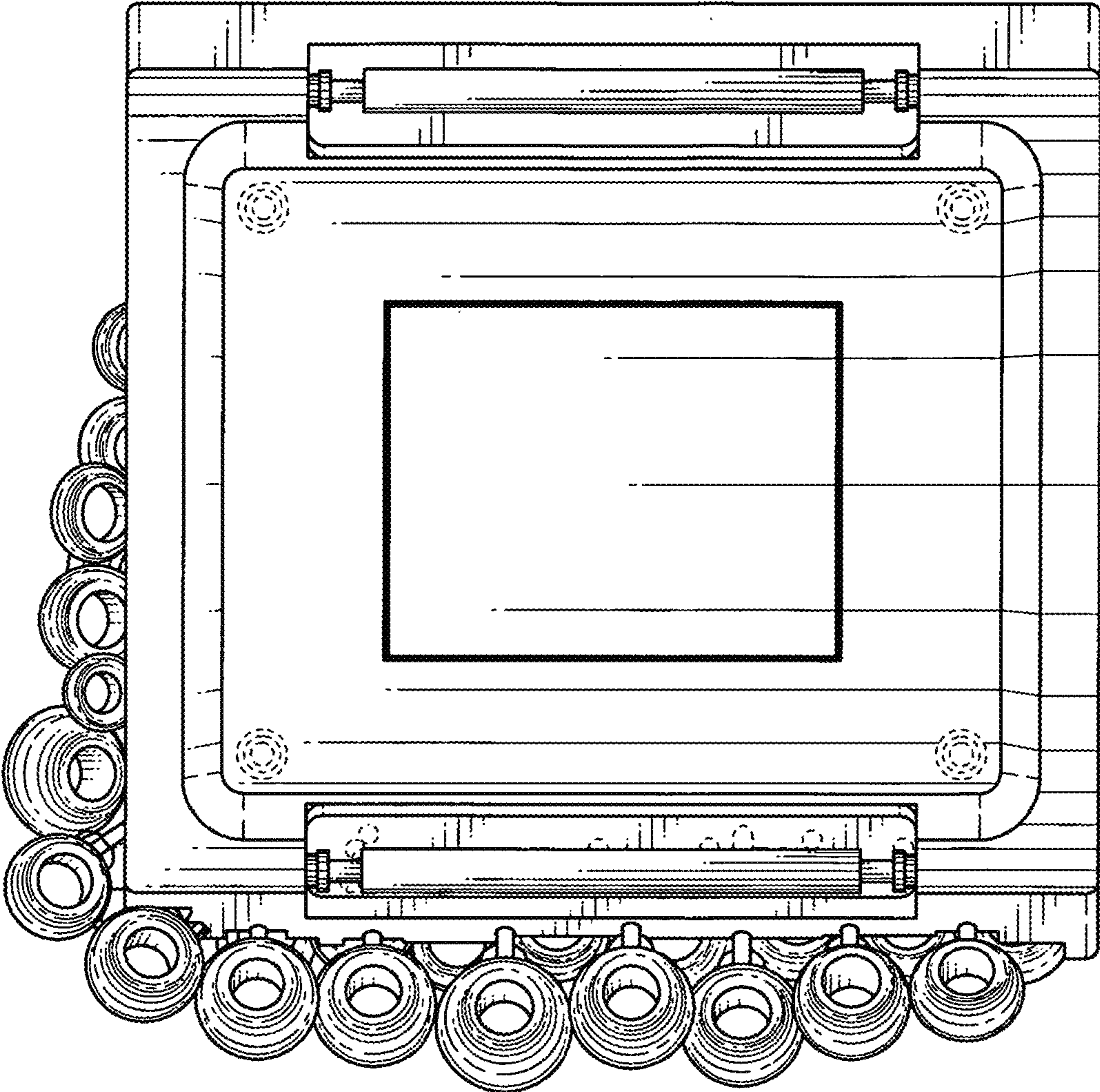


FIG. 2




FIG. 3

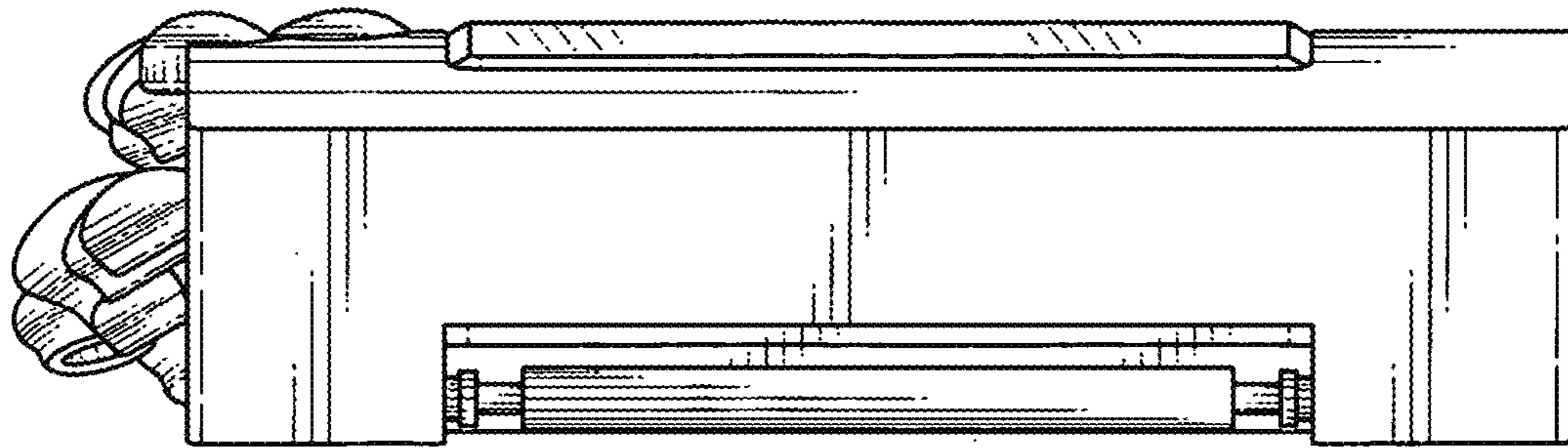


FIG. 4




FIG. 5

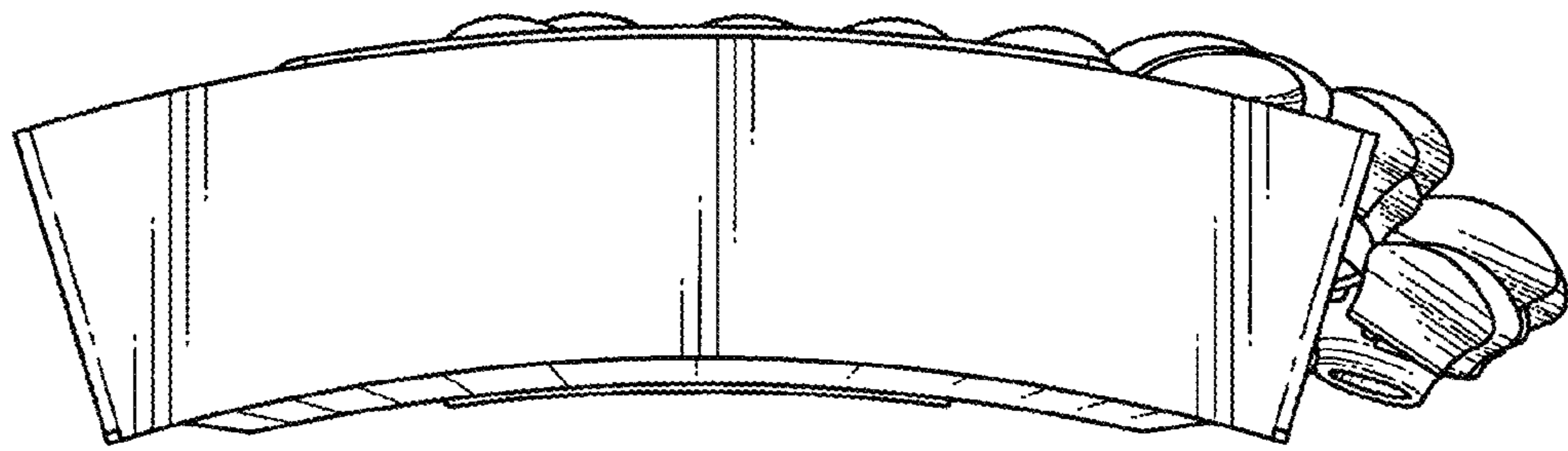


FIG. 6




FIG. 7