

US00D757566S

(12) **United States Design Patent**
Bruining

(10) **Patent No.:** **US D757,566 S**

(45) **Date of Patent:** **** May 31, 2016**

- (54) **BOTTLE ASSEMBLY WITH CAP**
- (71) Applicant: **Reckitt Benckiser LLC**, Parsippany, NJ (US)
- (72) Inventor: **Sebastiaan Bruining**, Eindhoven (NL)
- (73) Assignee: **Reckitt Benckiser LLC**, Parsippany, NJ (US)
- (**) Term: **14 Years**
- (21) Appl. No.: **29/500,677**
- (22) Filed: **Aug. 27, 2014**

- (30) **Foreign Application Priority Data**
Mar. 7, 2014 (EM) 001405344-0002
- (51) **LOC (10) Cl.** **09-01**
- (52) **U.S. Cl.**
USPC **D9/741**; D9/524; D9/526
- (58) **Field of Classification Search**
USPC D9/682, 684, 685, 715, 719, 737-741, D9/743, 516, 522, 523, 524, 526, 530, 540, D9/543, 544, 545, 550, 552, 563, 565, 571, D9/575, 434, 435, 436, 447; 215/6, 215/379-384; 220/4.21, 4.24, 4.31
CPC B65D 1/04; B65D 83/68; B65D 81/3288; B65D 35/22; B65D 21/0202
See application file for complete search history.

- (56) **References Cited**
U.S. PATENT DOCUMENTS
D280,599 S * 9/1985 Green D9/524
5,152,461 A * 10/1992 Proctor B05B 11/0018
222/136
5,398,846 A * 3/1995 Corba B05B 11/0016
222/1
D388,698 S * 1/1998 Newsom D9/524
D404,302 S * 1/1999 Martin D9/524
D430,798 S * 9/2000 Stevens D9/520
D439,156 S * 3/2001 Hall D9/522

- D439,511 S * 3/2001 Beaver D9/524
- 6,283,385 B1 * 9/2001 Beaver B05B 7/2472
239/10
- D506,933 S * 7/2005 Kearney D9/522
- D513,388 S * 1/2006 Akopyan D9/522
- D539,167 S * 3/2007 Garrett D9/526
- D539,667 S * 4/2007 Muhlhausen D9/524
- D562,700 S * 2/2008 Wissmann D9/524
- D569,737 S * 5/2008 Ogawa D9/738
- D597,419 S * 8/2009 Lusker D9/737
- D607,753 S * 1/2010 Farrell D9/563
- D622,159 S * 8/2010 Jennings D9/740
- D635,459 S * 4/2011 Renz D9/516
- D649,057 S * 11/2011 Renz D9/516
- 8,562,907 B2 * 10/2013 Green A01N 31/02
134/84
- D693,697 S * 11/2013 Revivo D9/684

* cited by examiner

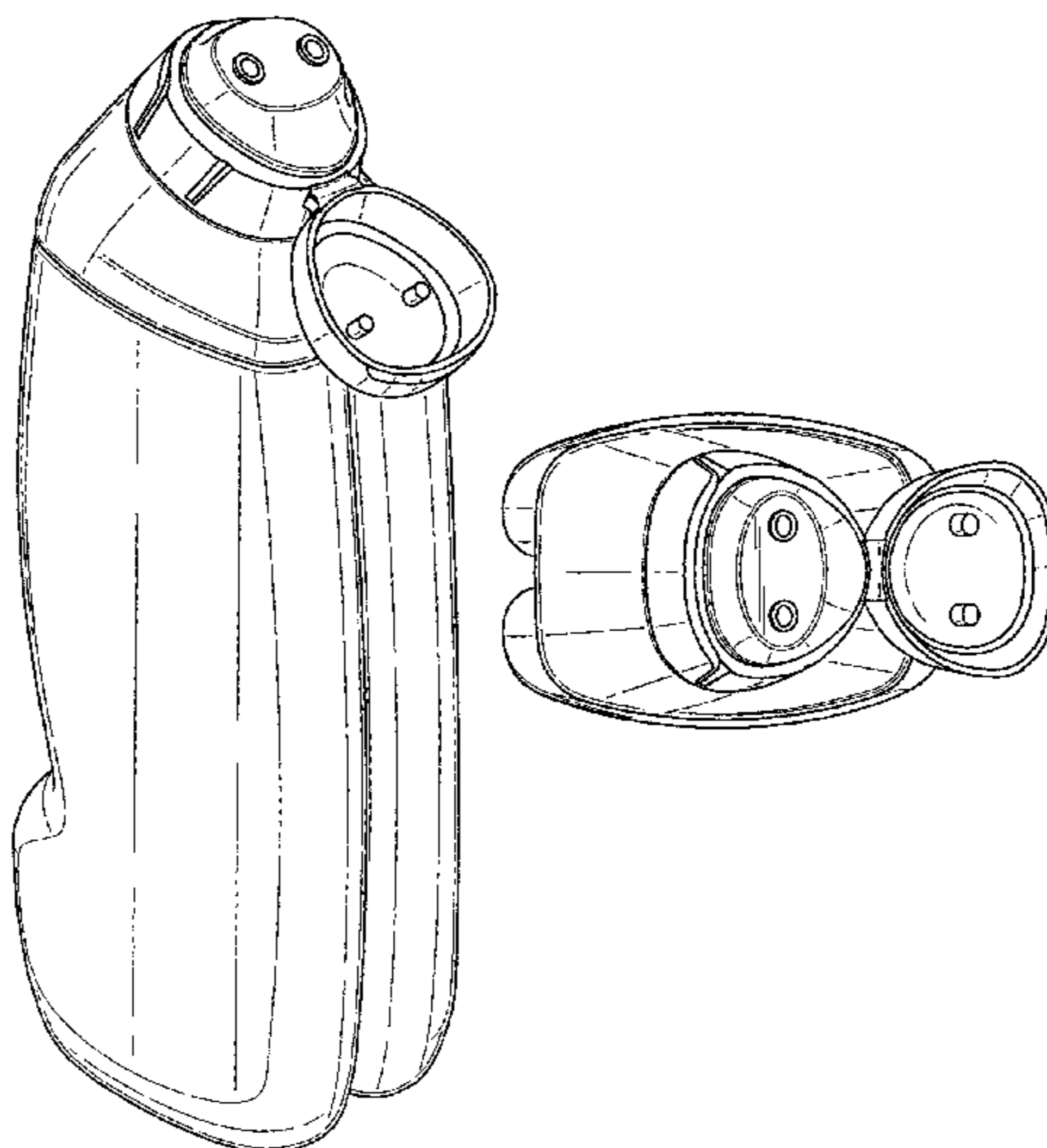
Primary Examiner — Philip S Hyder
Assistant Examiner — Keith Frank
 (74) *Attorney, Agent, or Firm* — Norris McLaughlin & Marcus PA

(57) **CLAIM**
 The ornamental design for a bottle assembly with cap, as shown and described.

DESCRIPTION

FIG. 1 is a perspective view of the bottle assembly with cap; FIG. 2 is a plan view of a first side of the bottle assembly with cap; FIG. 3 is plan view of a second side of the bottle assembly with cap; FIG. 4 is a plan view of a third side of the bottle assembly with cap; FIG. 5 is a plan view of fourth side of the bottle assembly with cap; FIG. 6 is a plan view of the top of the bottle assembly with cap; and, FIG. 7 is a plan view of the bottom of the bottle assembly with cap.

1 Claim, 5 Drawing Sheets



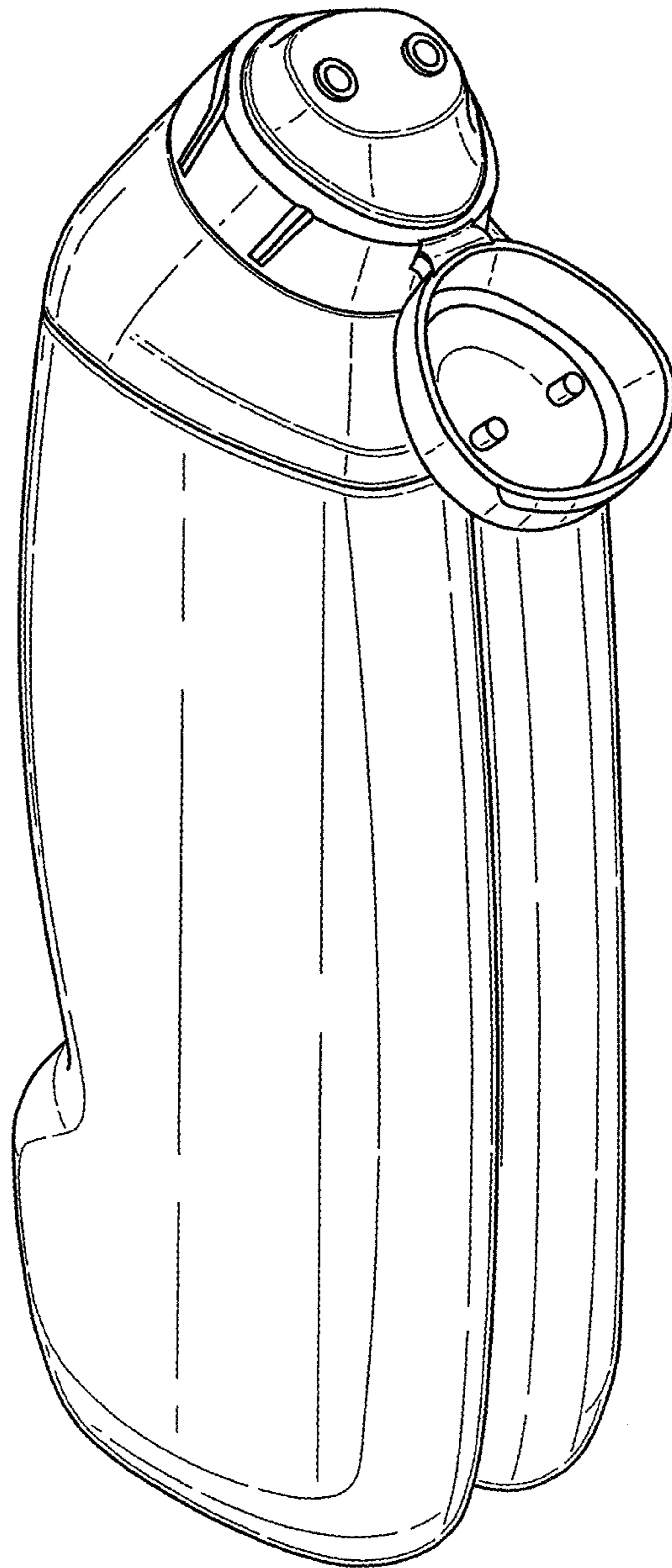


Fig. 1

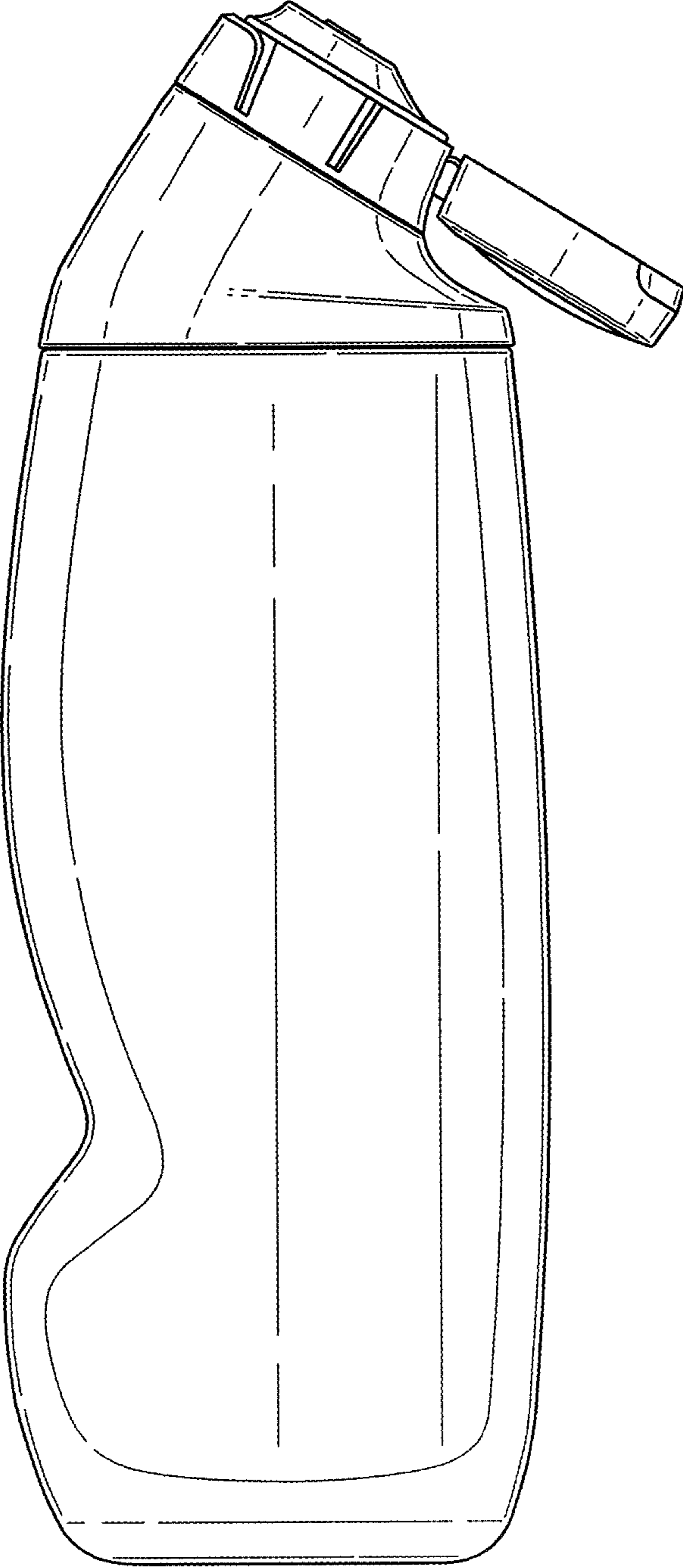


Fig. 2

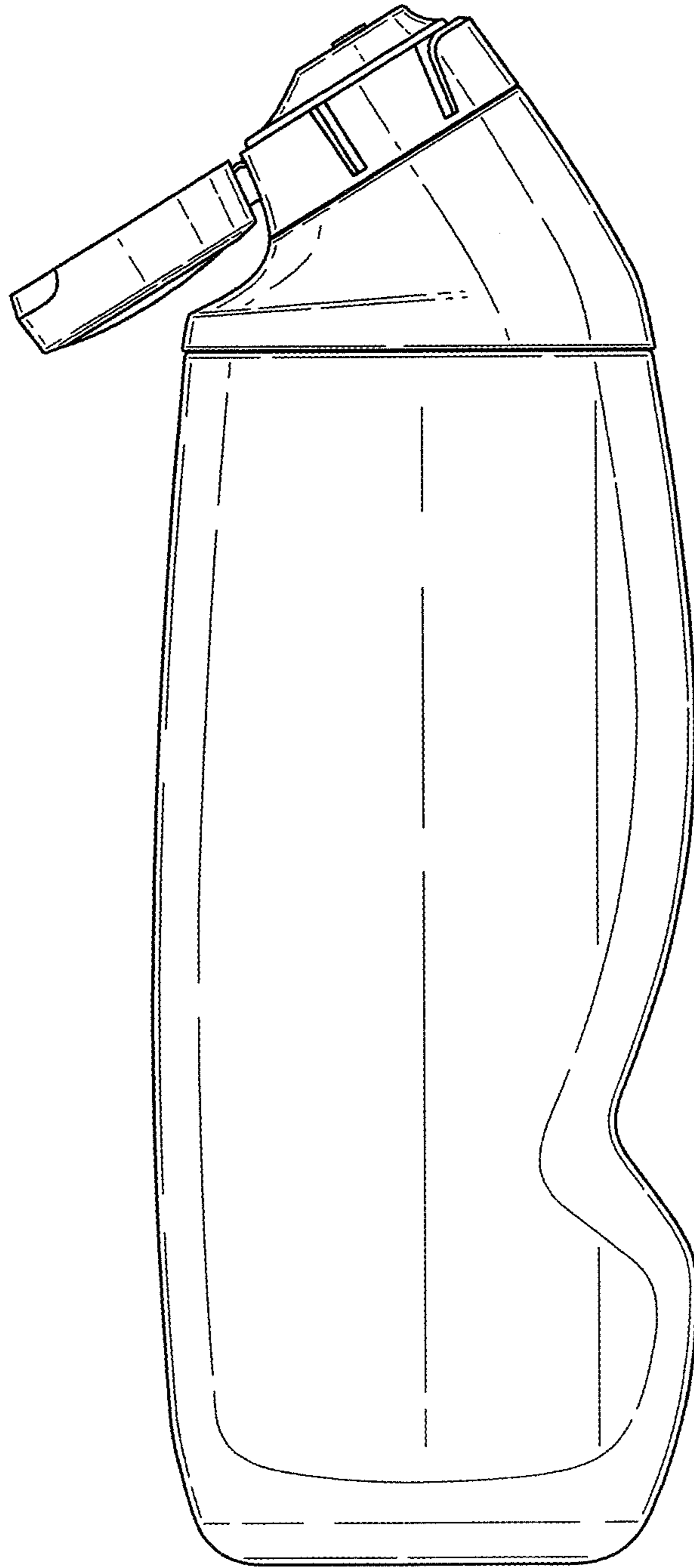


Fig. 3

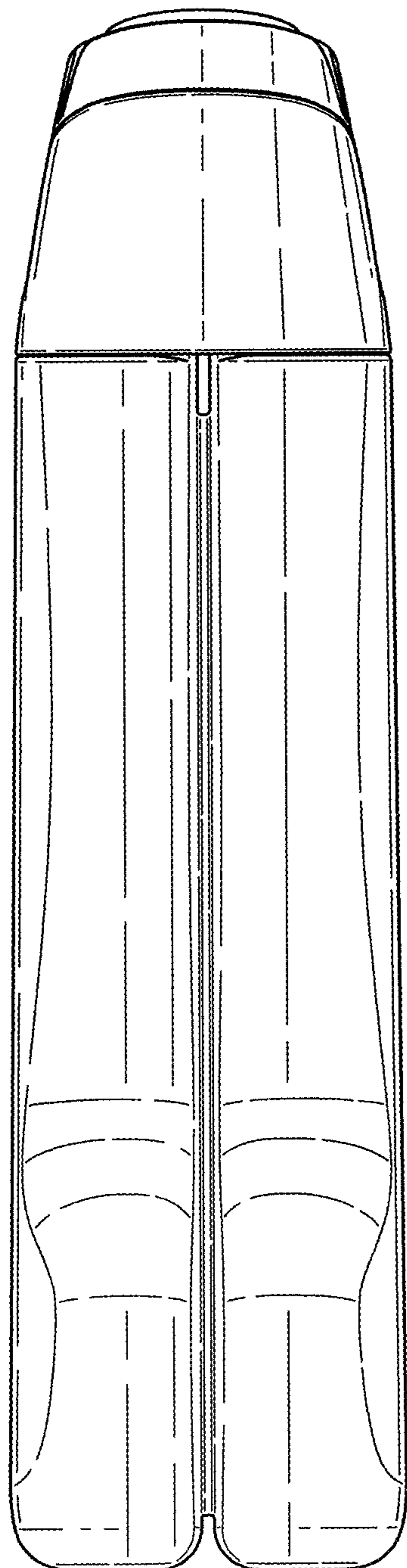


Fig. 4

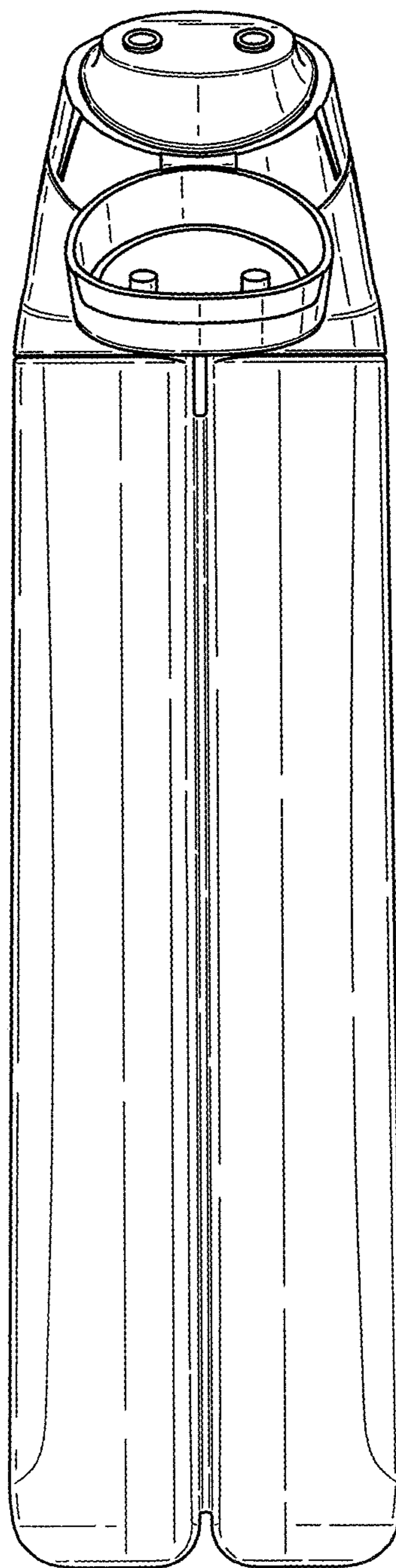


Fig. 5

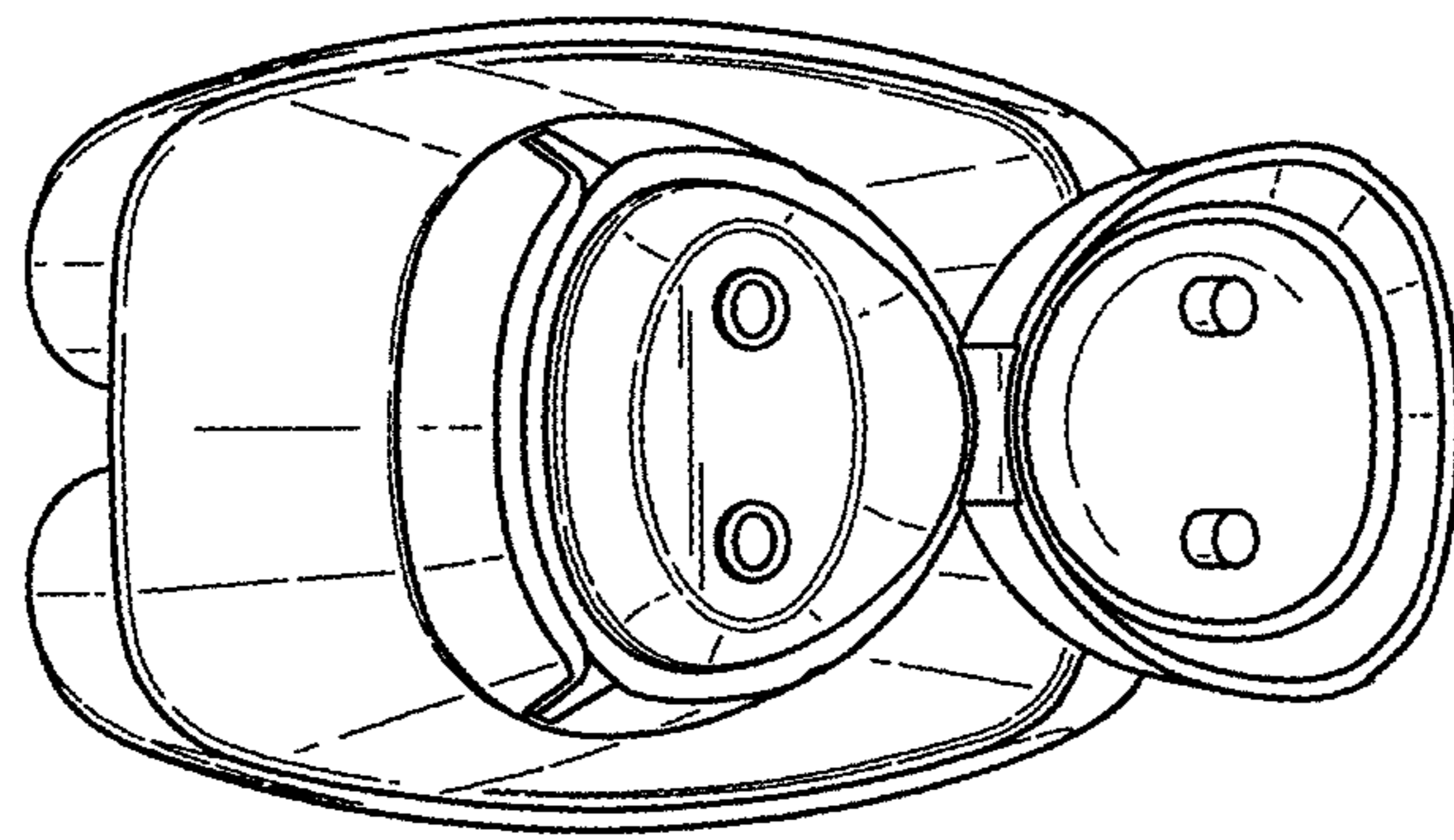


Fig. 6

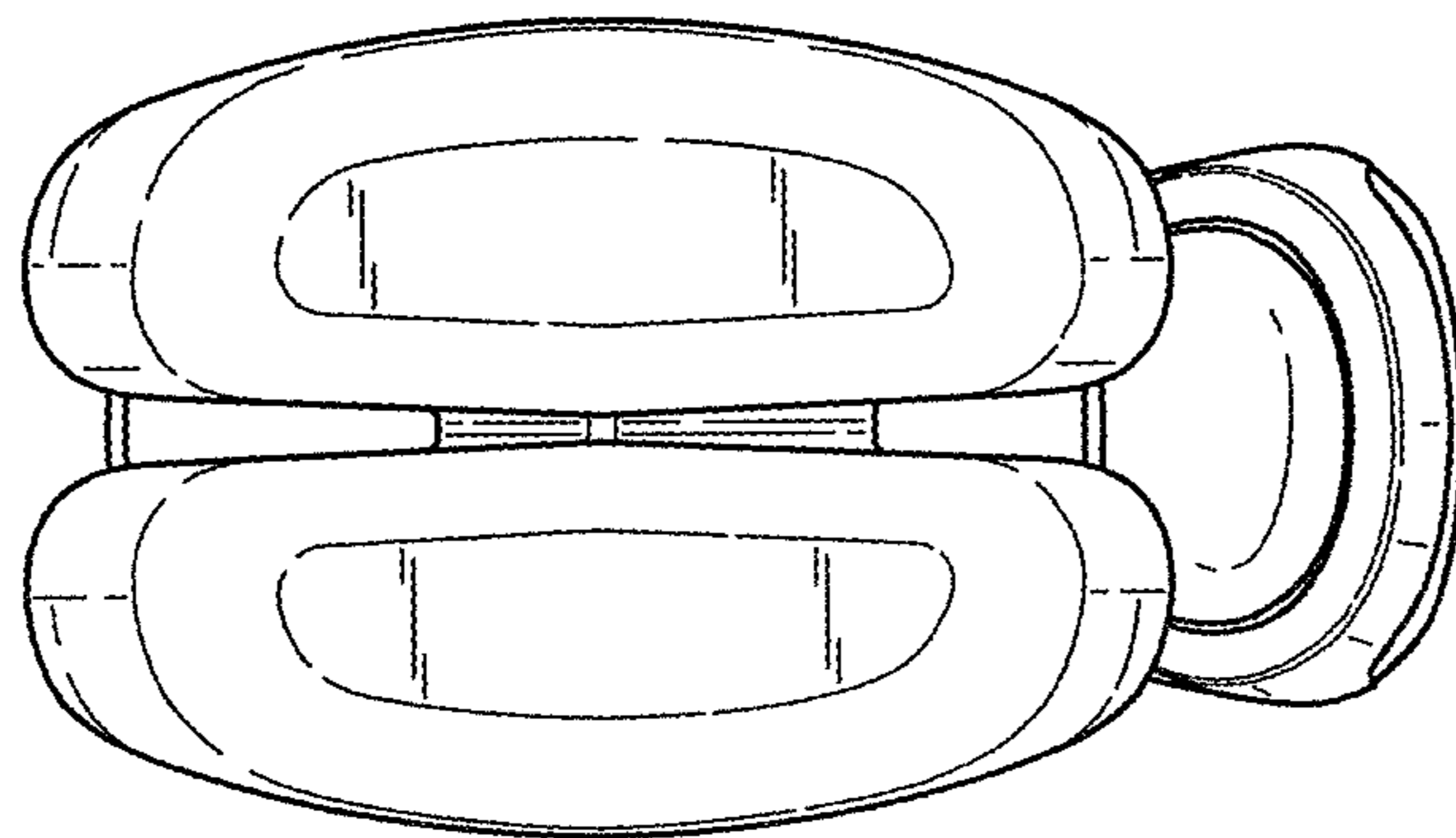


Fig. 7