



US00D757561S

(12) **United States Design Patent**
Yourist

(10) **Patent No.:** **US D757,561 S**

(45) **Date of Patent:** **** May 31, 2016**

(54) **CONTAINER**

(71) Applicant: **Graham Packaging Company, L.P.**,
York, PA (US)

(72) Inventor: **Sheldon E. Yourist**, York, PA (US)

(73) Assignee: **GRAHAM PACKAGING COMPANY,**
L.P., York, PA (US)

(**) Term: **14 Years**

(21) Appl. No.: **29/506,434**

(22) Filed: **Oct. 15, 2014**

(51) **LOC (10) Cl.** **09-01**

(52) **U.S. Cl.**
USPC **D9/681**; D9/538; D9/539; D9/545;
D9/553; D9/558

(58) **Field of Classification Search**
USPC D9/434–435, 439–440, 500, 502–505,
D9/519, 516, 530, 537–539, 544–545, 549,
D9/553–555, 558, 600, 681, 715, 719, 723,
D9/900; D7/300, 300.1, 301–302,
D7/316–317, 321, 590, 598–599
CPC B65D 1/00; B65D 1/02; B65D 1/0223;
B65D 23/00; B65D 81/00; B65D 2501/00;
B65D 2501/0009; B65D 2501/0081
See application file for complete search history.

(56) **References Cited**

U.S. PATENT DOCUMENTS

D29,493 S * 10/1898 Burnett D9/500
D68,010 S * 8/1925 Mas D9/553
D92,532 S * 6/1934 Graham D9/566
D124,865 S * 1/1941 McLaughlin D9/681
D189,654 S * 1/1961 Wish D7/590
D199,372 S * 10/1964 Douglas D9/572

D216,088 S * 11/1969 Lawton D26/11
D216,615 S * 2/1970 Lawton D9/517
D254,244 S * 2/1980 Diez Blanco D9/600
D259,920 S * 7/1981 Honeos D9/500
D318,612 S * 7/1991 Brooks D9/502
D328,028 S * 7/1992 Driscoll D9/548
D384,887 S * 10/1997 Raffin D9/500
D422,491 S * 4/2000 Van Oldenborgh D7/901
D507,187 S * 7/2005 Yourist D9/516
D529,805 S * 10/2006 Cadena D9/500
D537,362 S * 2/2007 Ivankovic D9/691
D675,537 S * 2/2013 Nikolayev D9/680
D683,220 S * 5/2013 Rodriguez D9/500
D725,473 S * 3/2015 Paredes D9/500
D725,474 S * 3/2015 Sartor D9/502
D727,739 S * 4/2015 Bartolozzi D9/517
D739,737 S * 9/2015 Paredes D9/500

* cited by examiner

Primary Examiner — Dana L Meyrow

(74) *Attorney, Agent, or Firm* — Baker Botts L.L.P.


(57) **CLAIM**

The ornamental design for a container, as shown and described.

DESCRIPTION

FIG. 1 is a perspective view of my new design for a container.
FIG. 2 is a front view of the container of FIG. 1.
FIG. 3 is a rear view of the container of FIG. 1.
FIG. 4 is a left side view of the container of FIG. 1.
FIG. 5 is a right side view of the container of FIG. 1.
FIG. 6 is a top view of the container of FIG. 1; and,
FIG. 7 is a bottom view of the container of FIG. 1.
The evenly-dashed broken lines in the drawings illustrate the portions of the container that form no part of the claim. The short dash-long dash broken lines in the drawings define the bounds of the claim and form no part thereof.

1 Claim, 7 Drawing Sheets



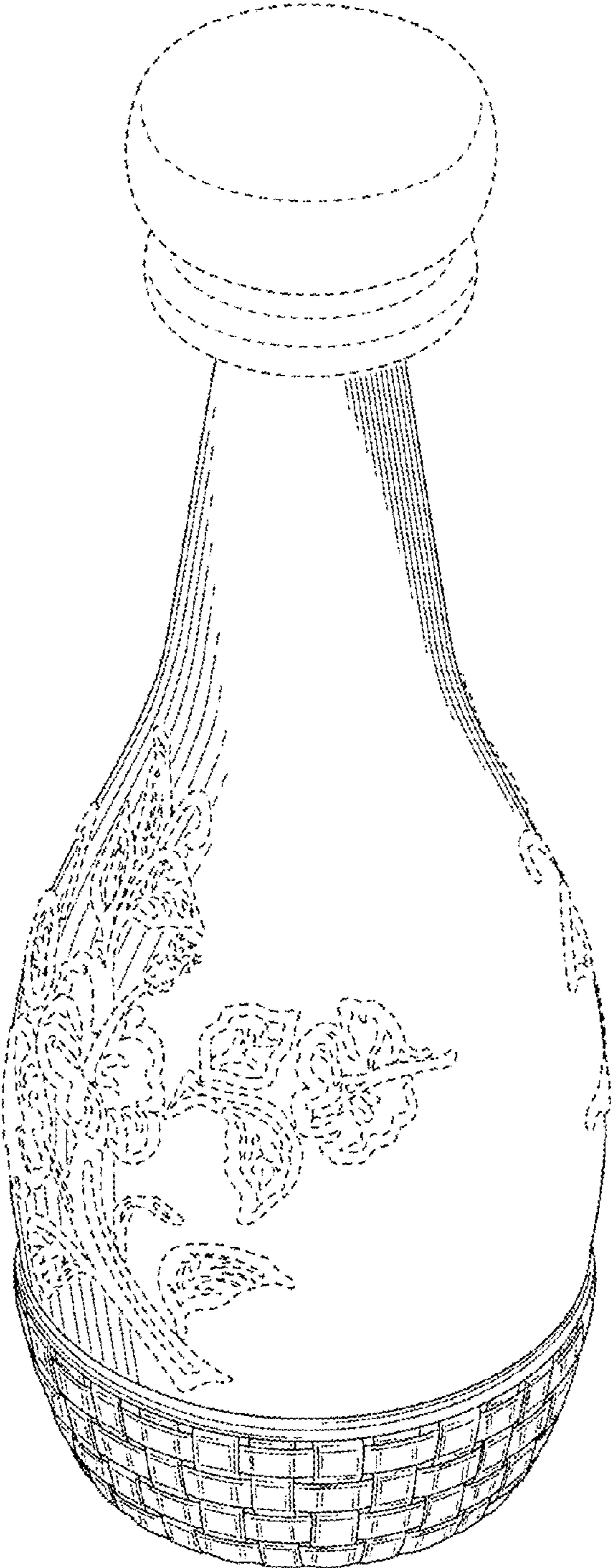


FIG. 1

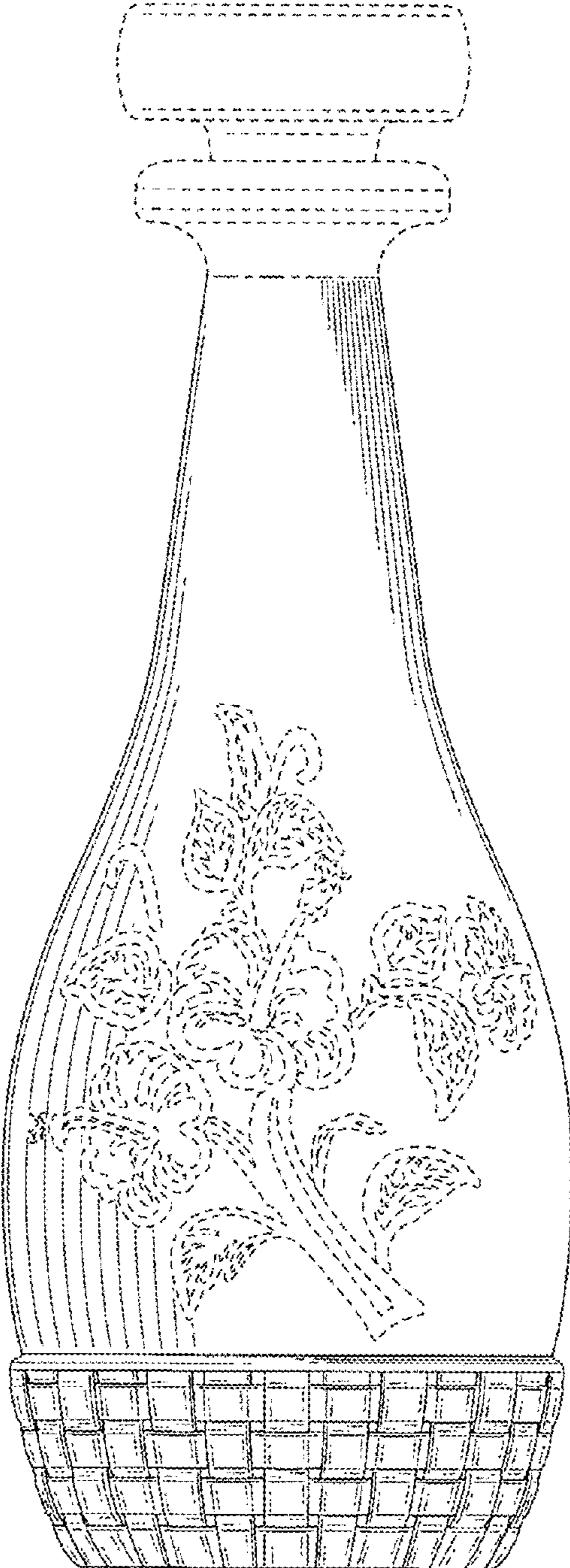


FIG. 2

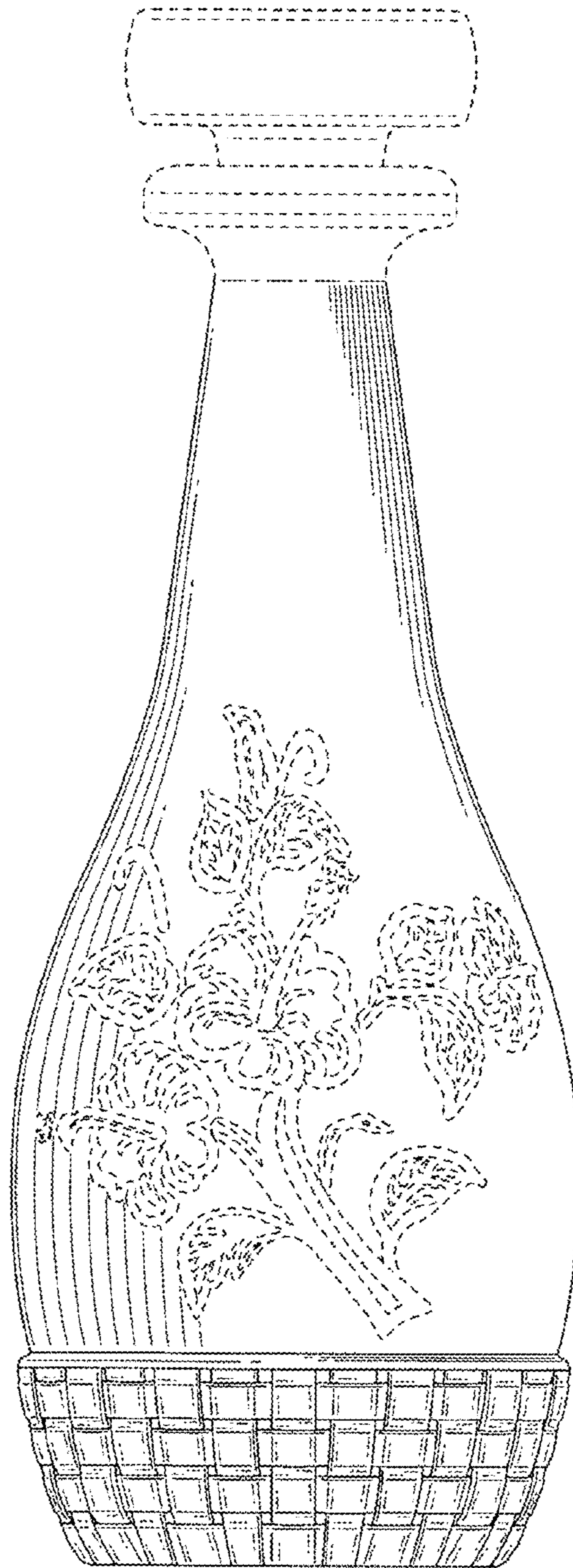


FIG. 3

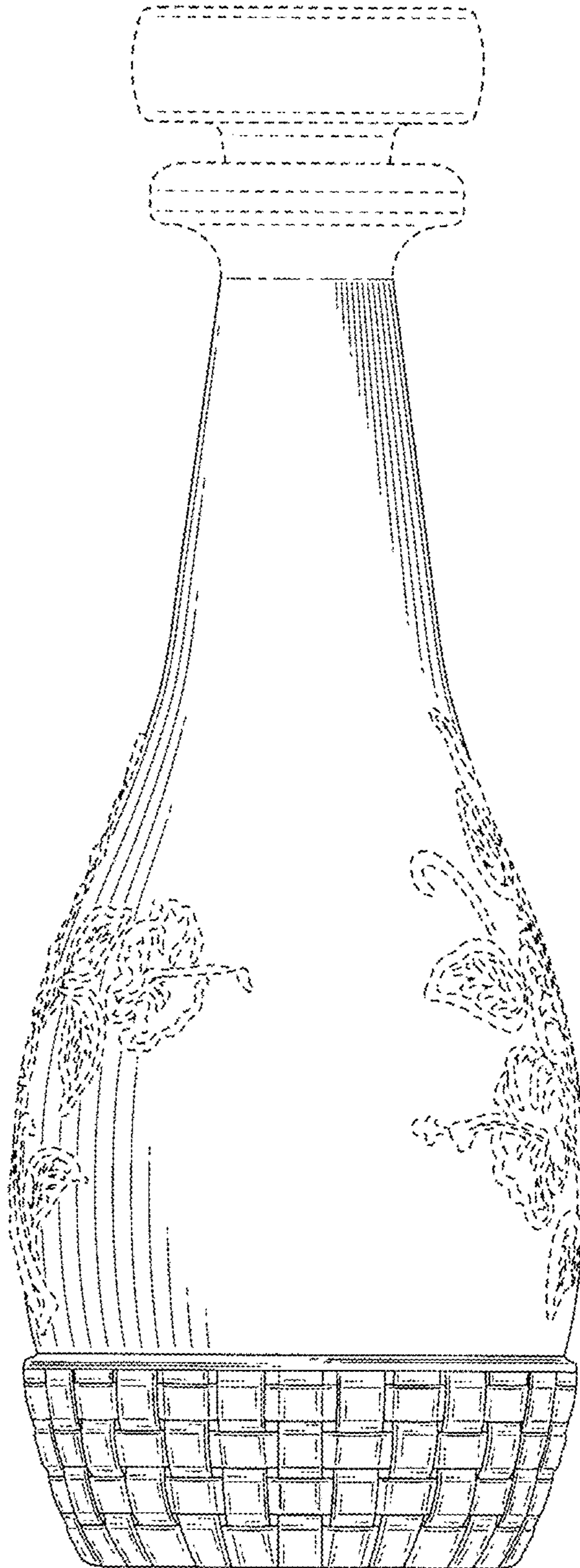


FIG. 4

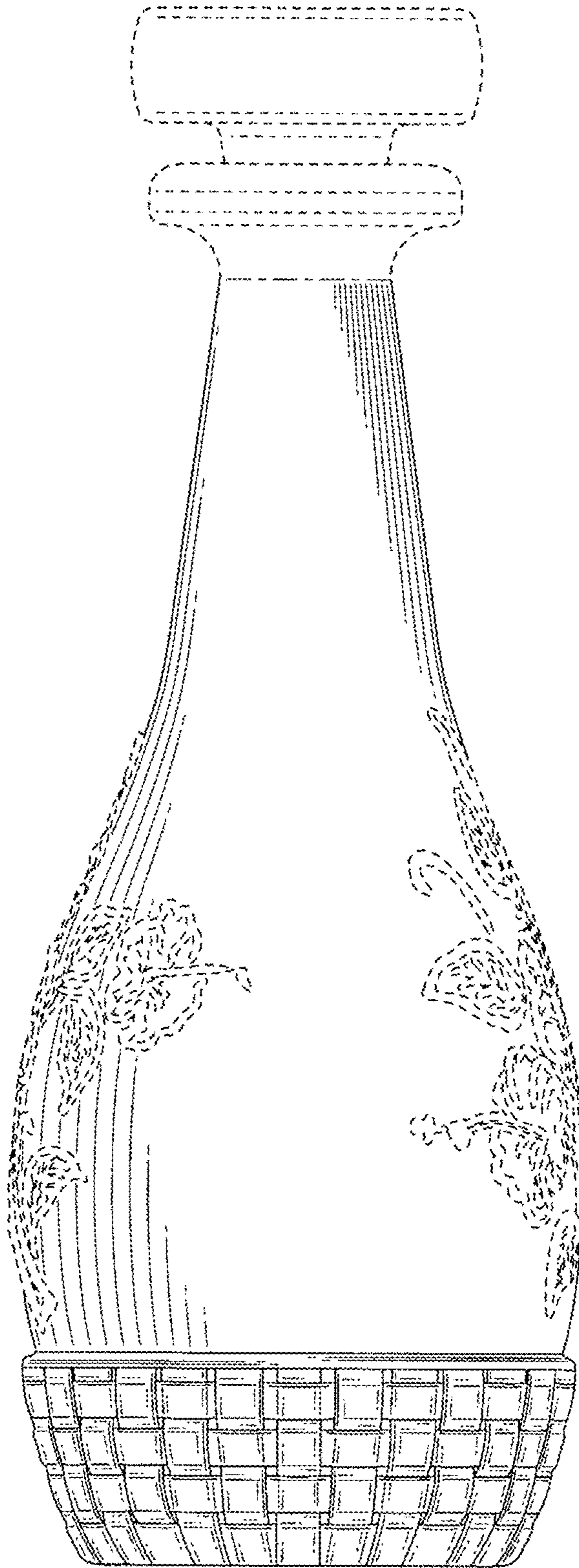


FIG. 5




FIG. 6

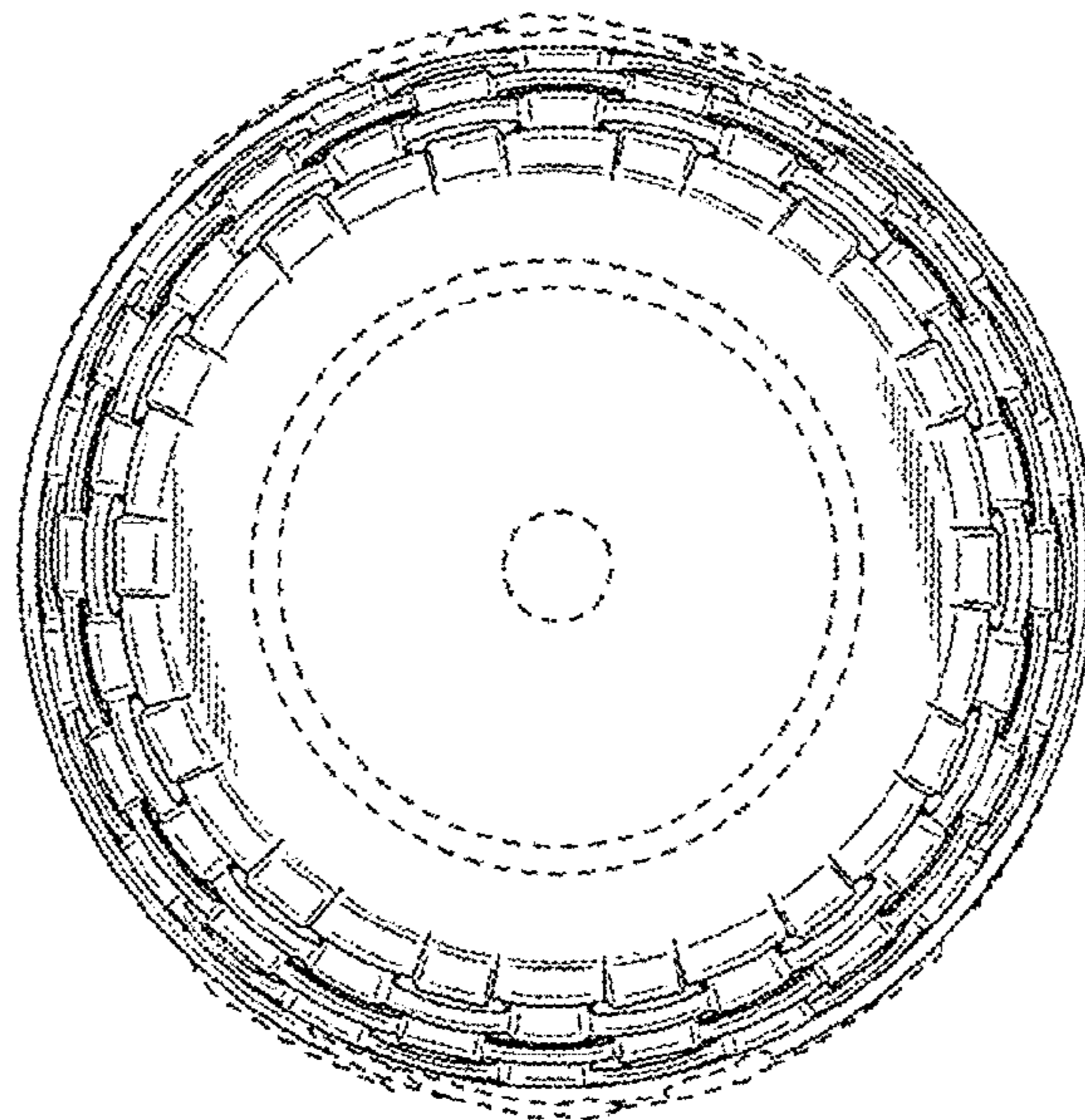


FIG. 7