



US00D757559S

(12) **United States Design Patent**
Sanghavi et al.

(10) **Patent No.:** **US D757,559 S**

(45) **Date of Patent:** **** May 31, 2016**

(54) **BOTTLE**

(71) Applicant: **V2 Corp.**, New Delhi (IN)

(72) Inventors: **Pramit Sanghavi**, New Delhi (IN);
Dewang Sanghavi, New Delhi (IN)

(73) Assignee: **V2 Corp.**, New Delhi (IN)

(**) Term: **14 Years**

(21) Appl. No.: **29/498,388**

(22) Filed: **Aug. 4, 2014**

(30) **Foreign Application Priority Data**

Feb. 7, 2014 (IN) 260205

(51) **LOC (10) Cl.** **09-01**

(52) **U.S. Cl.**
USPC **D9/559**; D9/560; D9/571; D9/574

(58) **Field of Classification Search**
USPC D9/716, 516, 522, 529-530, 541-544,
D9/559-560, 574-575; 215/381-385;
D7/509-511

See application file for complete search history.

(56) **References Cited**

U.S. PATENT DOCUMENTS

D48,734 S *	3/1916	Orem	D9/546
D49,291 S *	6/1916	Vivaudou	D9/546
D93,412 S *	9/1934	Kessler	D9/560
D531,046 S *	10/2006	Moretti	D9/574
D550,094 S *	9/2007	Henderson	D9/560
D567,664 S *	4/2008	Rica	D9/544
D568,752 S *	5/2008	Varlet	D9/544
D573,892 S *	7/2008	Moretti	D9/560

D573,893 S *	7/2008	Moretti	D9/560
D577,602 S *	9/2008	Phemster	D9/687
D586,661 S *	2/2009	Sherman	D9/560
D594,343 S *	6/2009	Leruste	D9/559
D615,411 S *	5/2010	Kuzma	D9/522
D616,305 S *	5/2010	Kuzma	D9/522
D617,646 S *	6/2010	Kuzma	D9/522
D623,532 S *	9/2010	Kuzma	D9/552
D653,553 S *	2/2012	Sanghavi	D9/560
D665,263 S *	8/2012	Sanghavi	D9/522
D682,109 S *	5/2013	Haupt	D9/522
D683,223 S *	5/2013	Haupt	D9/522
D694,642 S *	12/2013	Infahsaeng	D9/559
D731,893 S *	6/2015	Chung	D9/529
D735,045 S *	7/2015	McKenzie	D9/560
2012/0039653 A1 *	2/2012	Fischer	B43M 11/06 401/6

* cited by examiner

Primary Examiner — Philip S Hyder

Assistant Examiner — Keith Frank

(74) *Attorney, Agent, or Firm* — Alix, Yale & Ristas, LLP

(57) **CLAIM**

The ornamental design for the bottle, as shown and described.

DESCRIPTION

FIG. 1 is a perspective view of a bottle showing our new design;

FIG. 2 is a front view thereof, the rear view being identical;

FIG. 3 is a top plan view thereof;

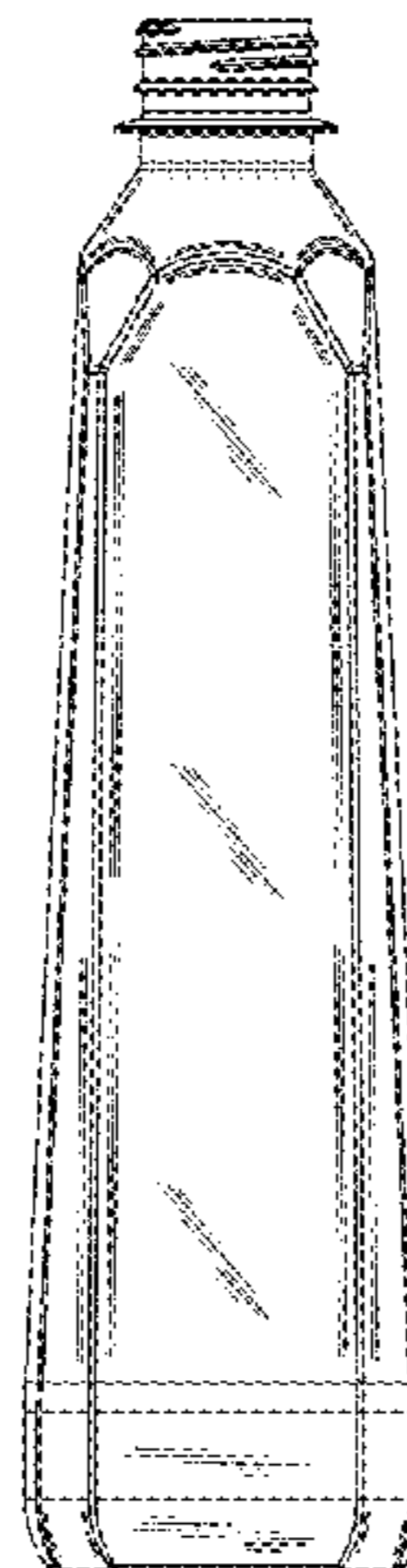
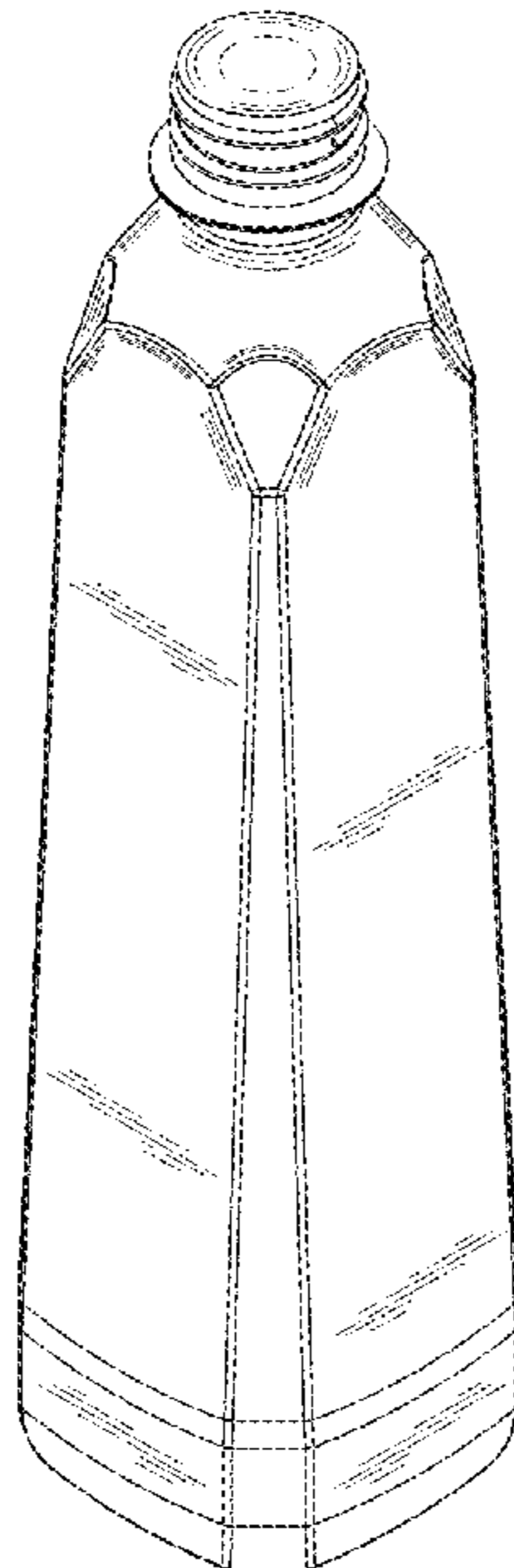
FIG. 4 is a bottom plan view thereof;

FIG. 5 is a left side elevation view thereof; and,

FIG. 6 is a right side elevation view thereof.

The broken line portion of the figure drawings is included to show portions of the bottle that form no part of the claimed design.

1 Claim, 4 Drawing Sheets



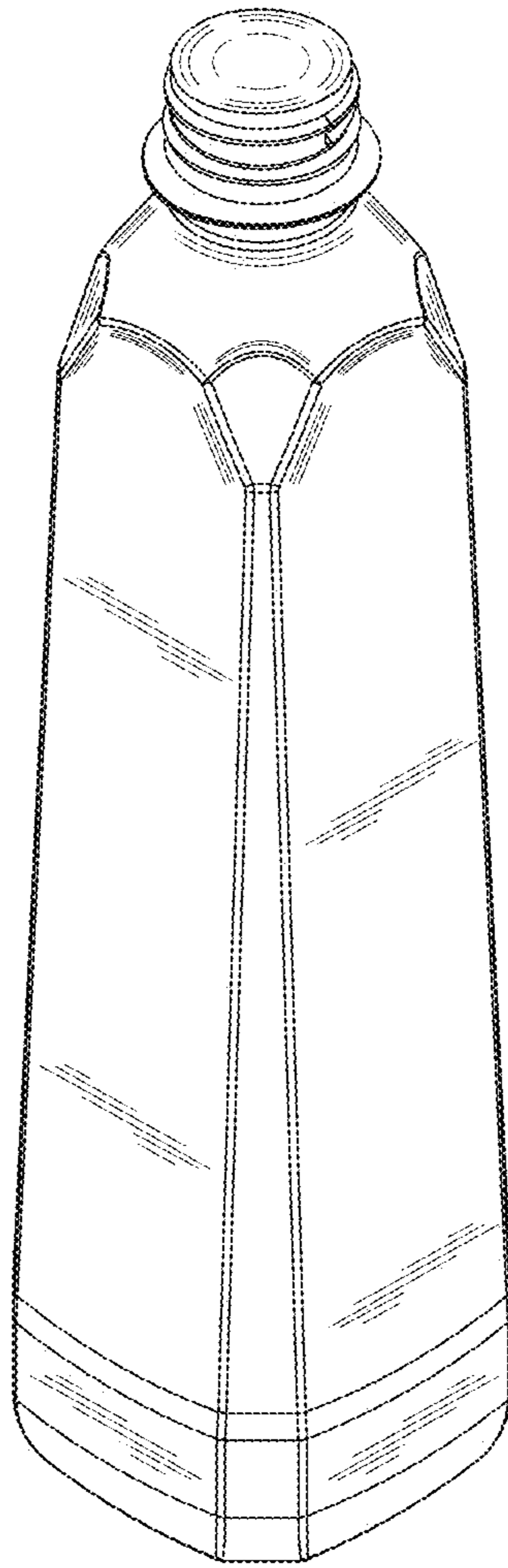


FIG. 1

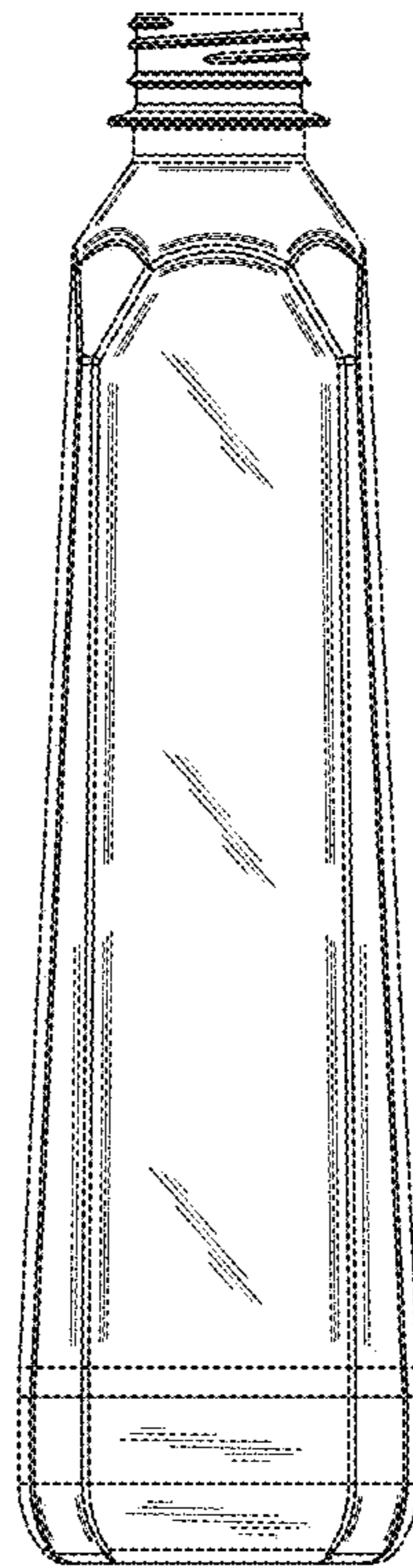


FIG. 2

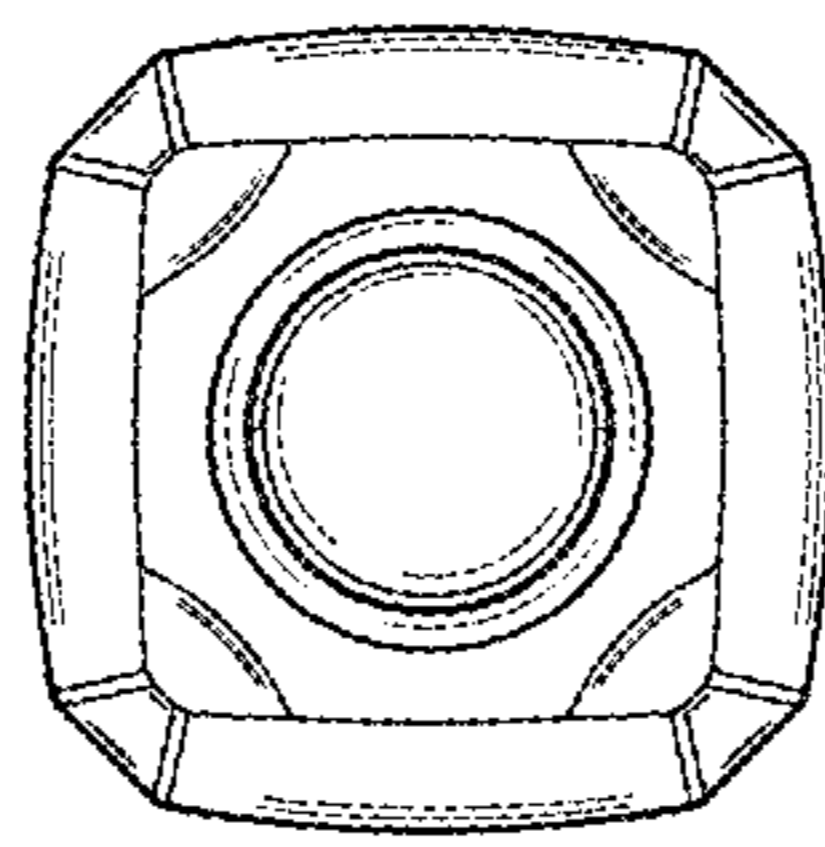


FIG. 3

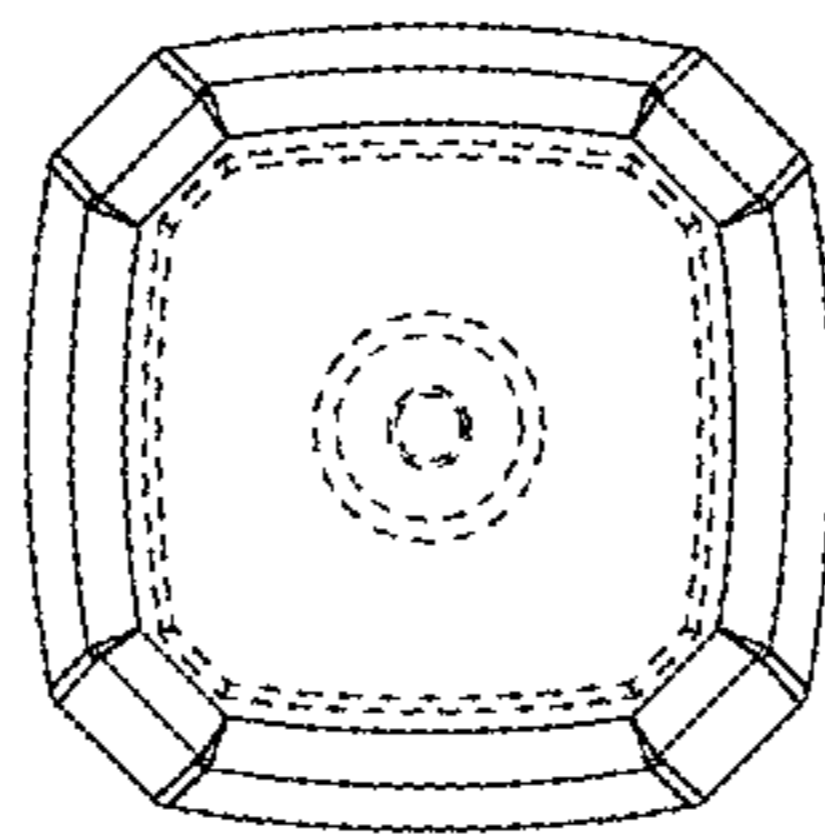


FIG. 4

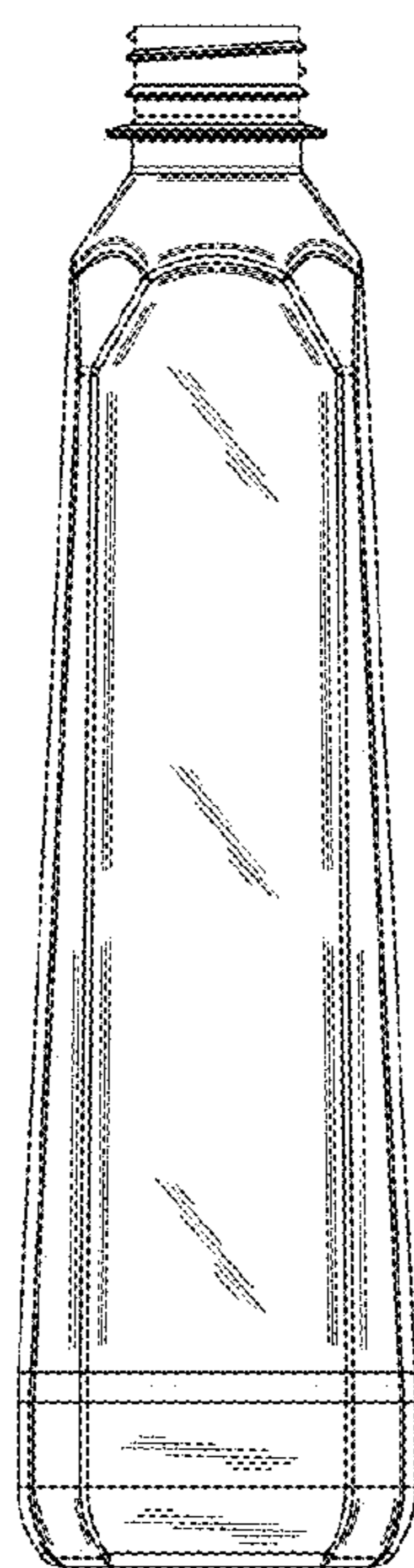


FIG. 5

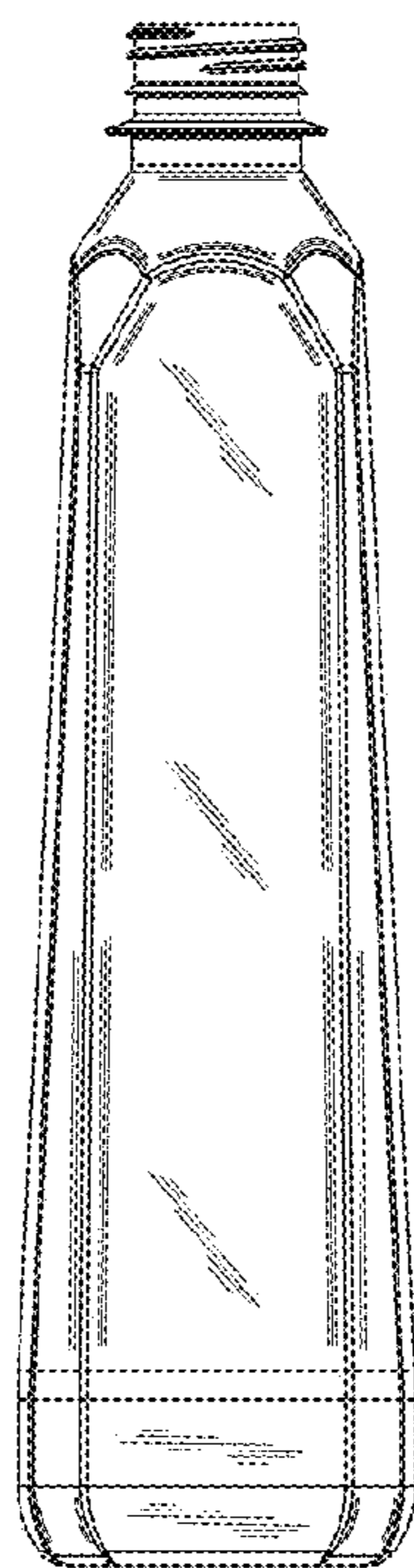


FIG. 6