



US00D757555S

(12) **United States Design Patent**
Pires et al.

(10) **Patent No.:** **US D757,555 S**
(45) **Date of Patent:** **** May 31, 2016**

(54) **FLASK WITH CAP**

(71) Applicant: **Natura Cosméticos S.A.**, Itapecerica da Serra (BR)

(72) Inventors: **Larissa Fortunato Pires**, São Paulo (BR); **Gustavo Senna Chelles**, São Paulo (BR); **Marcio Miranda de Faria**, Vinhedo (BR); **Marilia Gabriela Guerreiro Pinheiro**, Vila Dalila (BR)

(73) Assignee: **NATURA COSMETICOS S.A.**, São Paulo (BR)

(**) Term: **14 Years**

(21) Appl. No.: **29/515,349**

(22) Filed: **Jan. 22, 2015**

Related U.S. Application Data

(62) Division of application No. 29/438,397, filed on Nov. 29, 2012, now Pat. No. Des. 731,315.

Foreign Application Priority Data

May 31, 2012 (BR) 302012002761

(51) **LOC (10) Cl.** **09-01**

(52) **U.S. Cl.**
USPC **D9/521**

(58) **Field of Classification Search**
USPC D9/683, 686-689, 690-694, 695-699, D9/503, 504, 521, 529, 435, 436, 442, D9/447-450; 222/153.11-153.14, 183, 222/192, 631, 635, 321.1-321.9, 323-328, 222/333, 372-402.25
CPC .. B65D 1/0223; B65D 83/38; B65D 83/0033; B65D 83/14; A45D 34/00; A45D 34/02; B05B 11/0037; B05B 11/3001

See application file for complete search history.

(56) **References Cited**

U.S. PATENT DOCUMENTS

D383,390	S	*	9/1997	Abfier	D9/520
D398,238	S	*	9/1998	Bertolini	D9/520
D414,113	S	*	9/1999	Thatcher	D9/449
D423,361	S	*	4/2000	Negre	D9/521
D427,073	S	*	6/2000	Gaffney	D9/520
D434,659	S	*	12/2000	Lonczak	D9/449
D436,317	S	*	1/2001	Jones	D9/558
D443,516	S	*	6/2001	Fenton	D9/521
D470,415	S	*	2/2003	Weber	D9/521
D471,818	S	*	3/2003	Weber	D9/521
D485,764	S	*	1/2004	Bakic	D9/521
D526,201	S	*	8/2006	Bakic	D9/522
D539,652	S	*	4/2007	Moretti	D9/521
D542,660	S	*	5/2007	Thomas	D9/521
D612,264	S	*	3/2010	Miksovsky	D6/542
D612,741	S	*	3/2010	Miksovsky	D6/542
D619,460	S	*	7/2010	Beckerman	D9/500

(Continued)

Primary Examiner — Catherine Tuttle

(74) *Attorney, Agent, or Firm* — B. Aaron Schulman, Esq.; Stites & Harbison, PLLC.

(57) **CLAIM**

The ornamental design for a flask with cap, as shown and described.

DESCRIPTION

FIG. 1 is a perspective view showing our new design for a flask with cap;

FIG. 2 is a front view thereof;

FIG. 3 is a back view thereof;

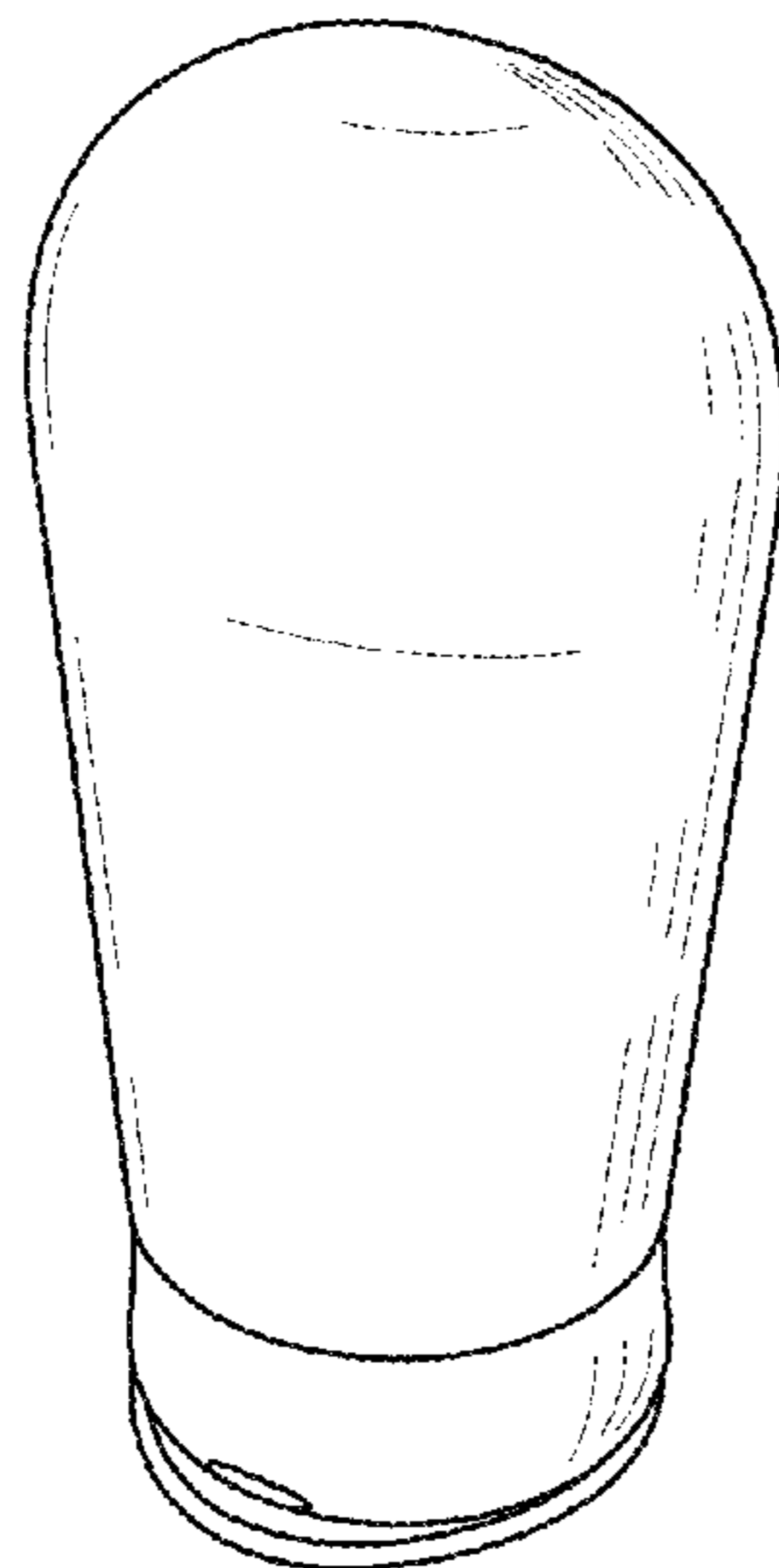
FIG. 4 is a side view thereof;

FIG. 5 is a top view thereof; and,

FIG. 6 is a bottom view thereof.

The broken lines are included for purposes of illustrating portions of the flask with cap that form no part of the claimed design.

1 Claim, 1 Drawing Sheet



US D757,555 S

Page 2

(56)

References Cited

U.S. PATENT DOCUMENTS

			8,690,022 B2 *	4/2014	Lee	B05B 11/0032 222/321.3
			2011/0226813 A1 *	9/2011	Semersky	B65D 85/72 222/186
D644,516 S	*	9/2011	Howell			D9/435
D678,069 S	*	3/2013	Redmond			D9/449

* cited by examiner

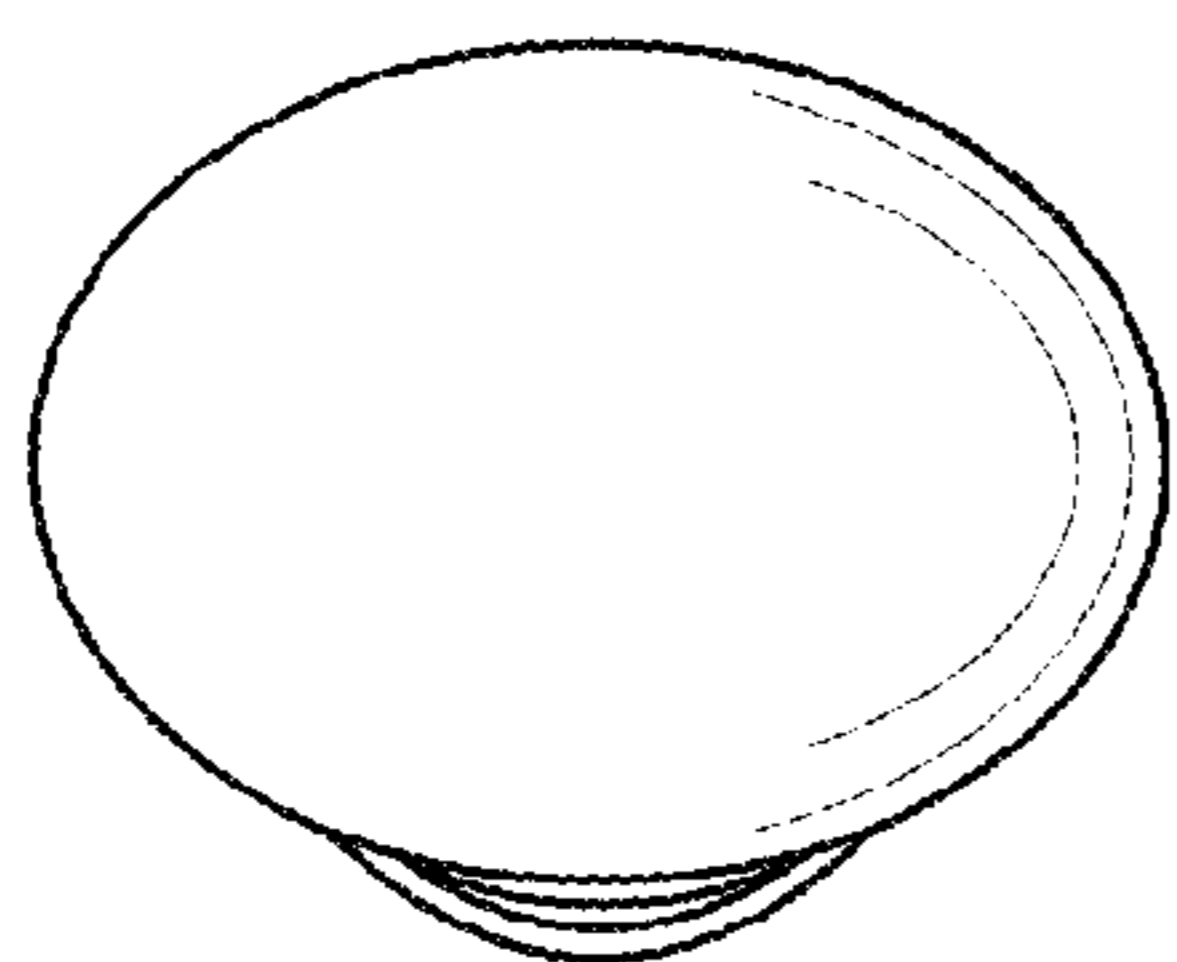


FIG. 5

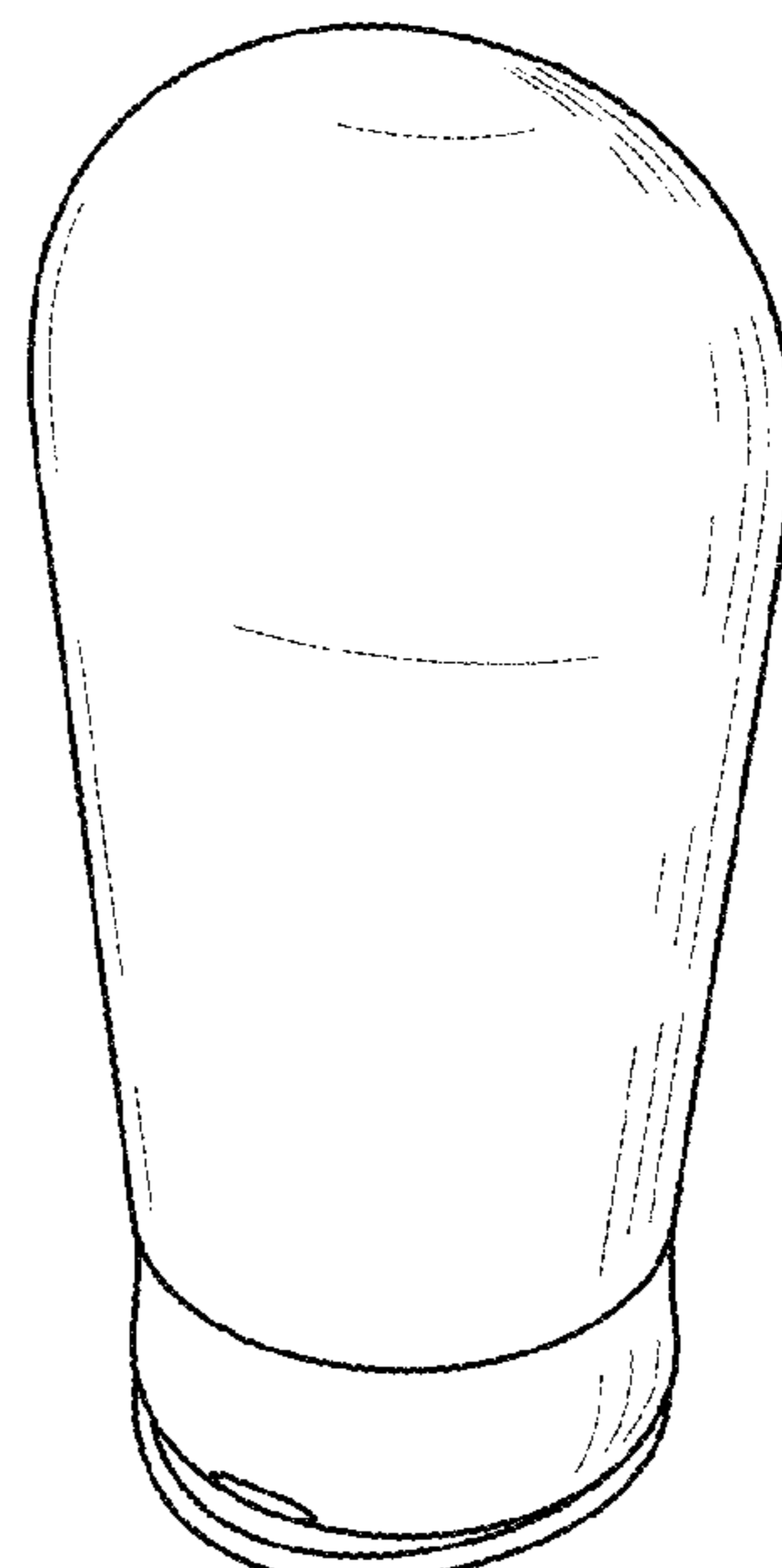


FIG. 1

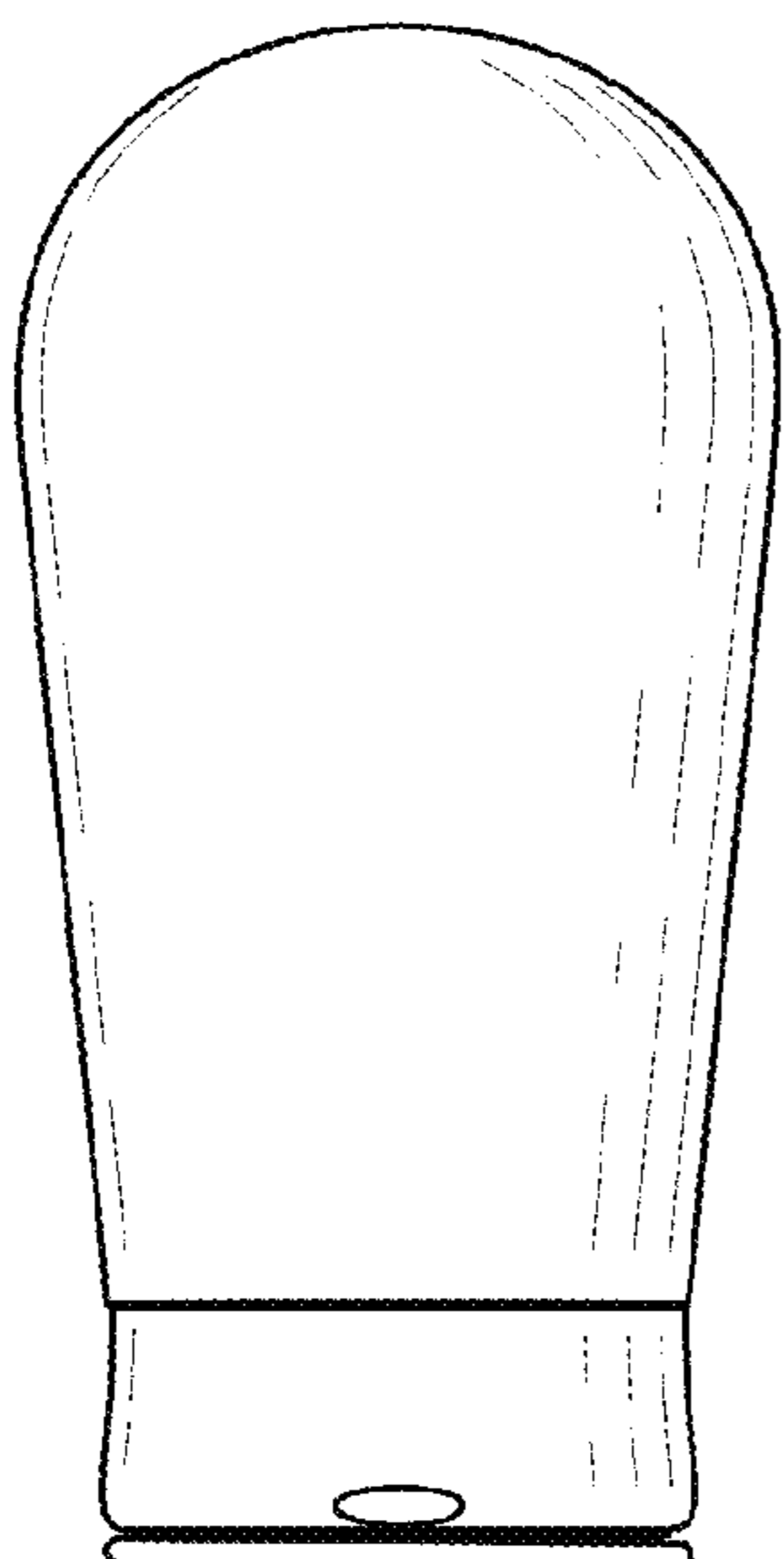


FIG. 2

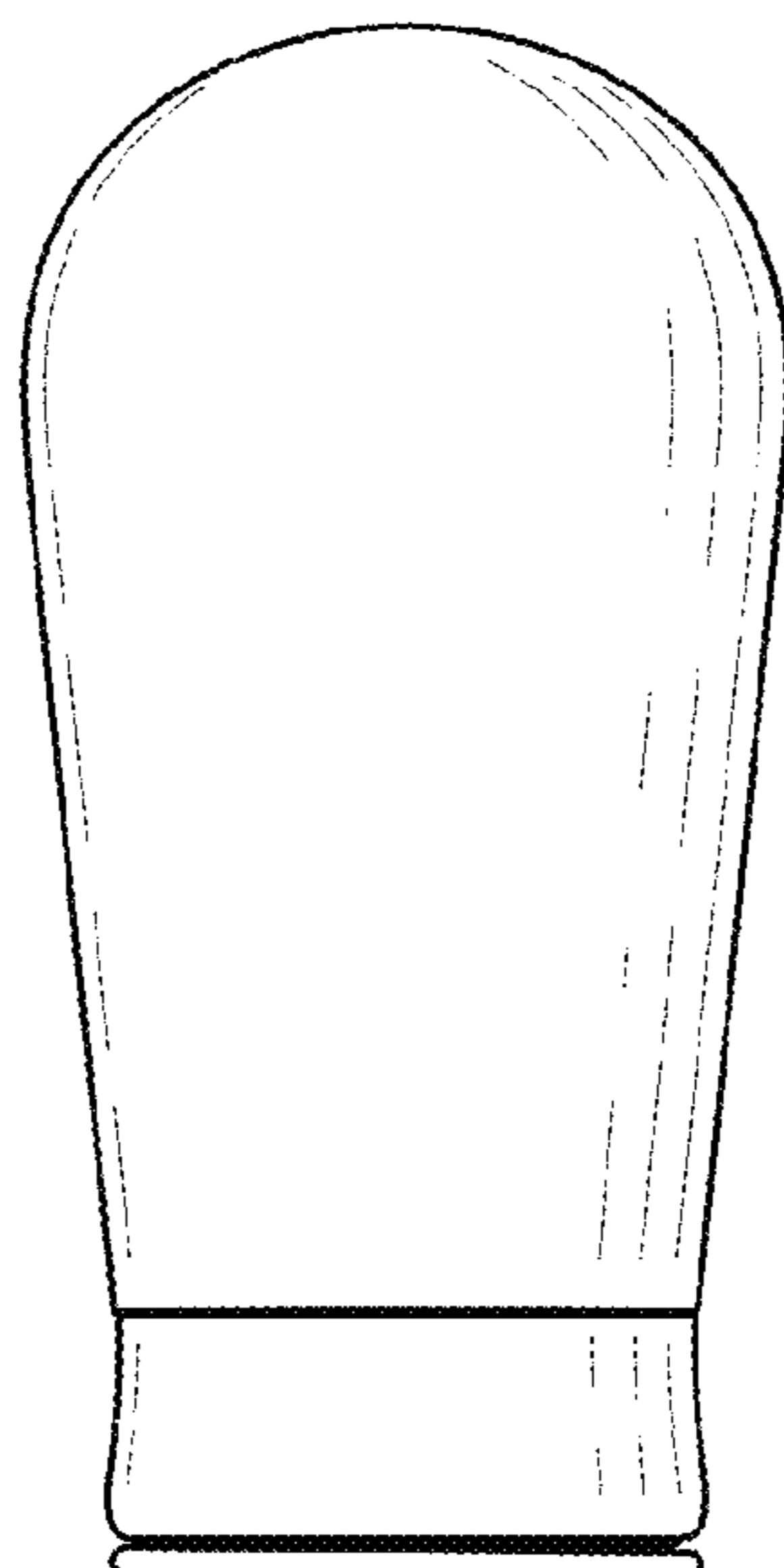


FIG. 3




FIG. 4

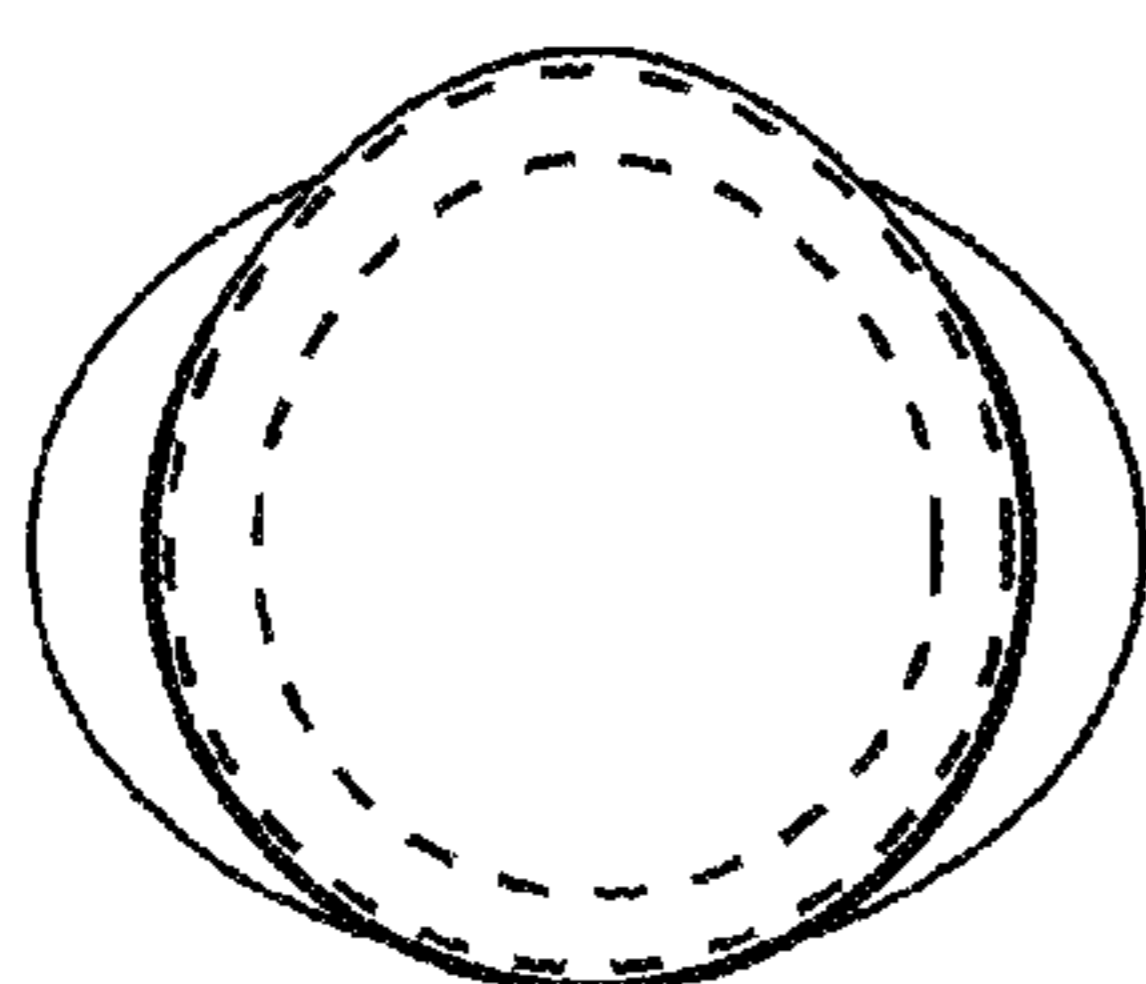


FIG. 6