



US00D757554S

(12) **United States Design Patent**
Letamendi

(10) **Patent No.:** **US D757,554 S**
(45) **Date of Patent:** **** May 31, 2016**

(54) **BOTTLE**

(71) Applicant: **SAVERGLASS**, Feuquieres (FR)

(72) Inventor: **Jokin Arregi Letamendi**, Barcelona (ES)

(73) Assignee: **Saverglass** (FR)

(**) Term: **14 Years**

(21) Appl. No.: **29/490,295**

(22) Filed: **May 8, 2014**

(30) **Foreign Application Priority Data**

Nov. 25, 2013 (EP) 002351346-0001

(51) **LOC (10) Cl.** **09-01**

(52) **U.S. Cl.**
USPC **D9/516; D9/520**

(58) **Field of Classification Search**
USPC D9/500, 505, 516, 544-546, 549, 554,
D9/558, 682, 686, 520; D7/598, 300,
D7/300.1, 540; 215/379, 373, 382,
215/370-371; 220/660, 662, 669-673, 675;
D11/143, 152, 153

CPC B65D 1/0261; B65D 2203/02; B65D 1/44;
B65D 2501/0027; B65D 2501/0081

See application file for complete search history.

(56) **References Cited**

U.S. PATENT DOCUMENTS

D250,933 S *	1/1979	Saunders	220/906
D390,470 S *	2/1998	Mahlmann	D9/520
D403,959 S *	1/1999	Flancman	D9/434
D412,666 S *	8/1999	Fenton	D9/520
D421,910 S *	3/2000	Warner	D9/520
D427,513 S *	7/2000	Boisset	D9/500
D446,455 S *	8/2001	McGowan	D9/520
D452,436 S *	12/2001	Darr	D9/500
D452,442 S *	12/2001	Bowen	D9/503
D454,497 S *	3/2002	Darr	D9/500

D499,342 S *	12/2004	Klitsner	D7/300.1
D522,369 S *	6/2006	Penn	D9/520
D530,217 S *	10/2006	Krause	D9/500
D548,092 S *	8/2007	Klemm	D9/520
D550,080 S *	9/2007	Rica	D9/500
D552,996 S *	10/2007	Koskinen	D9/516
D555,502 S *	11/2007	Fouques Du Parc	D9/503
D564,883 S *	3/2008	Rica	D9/500
D629,693 S *	12/2010	Rica	D9/500
D635,028 S *	3/2011	Daniele	D9/500
D679,188 S *	4/2013	Zuchetta	D9/500
D684,065 S *	6/2013	Wiseman	D9/500
D684,805 S *	6/2013	Bjerre-Poulsen	D7/300.1
D698,648 S *	2/2014	Letamendi	D9/500
D717,171 S *	11/2014	Delacourt	D9/500

FOREIGN PATENT DOCUMENTS

DE	DM/058822	*	11/2001
DM	DM/083517	*	4/2014

* cited by examiner

Primary Examiner — Philip S Hyder

Assistant Examiner — Keith Frank

(74) *Attorney, Agent, or Firm* — Design IP

(57) **CLAIM**

The design for a bottle, as shown and described.

DESCRIPTION

FIG. 1 is front view of a bottle showing my design, the right side view being identical thereto;

FIG. 2 is a rear view thereof;

FIG. 3 is a left side view thereof;

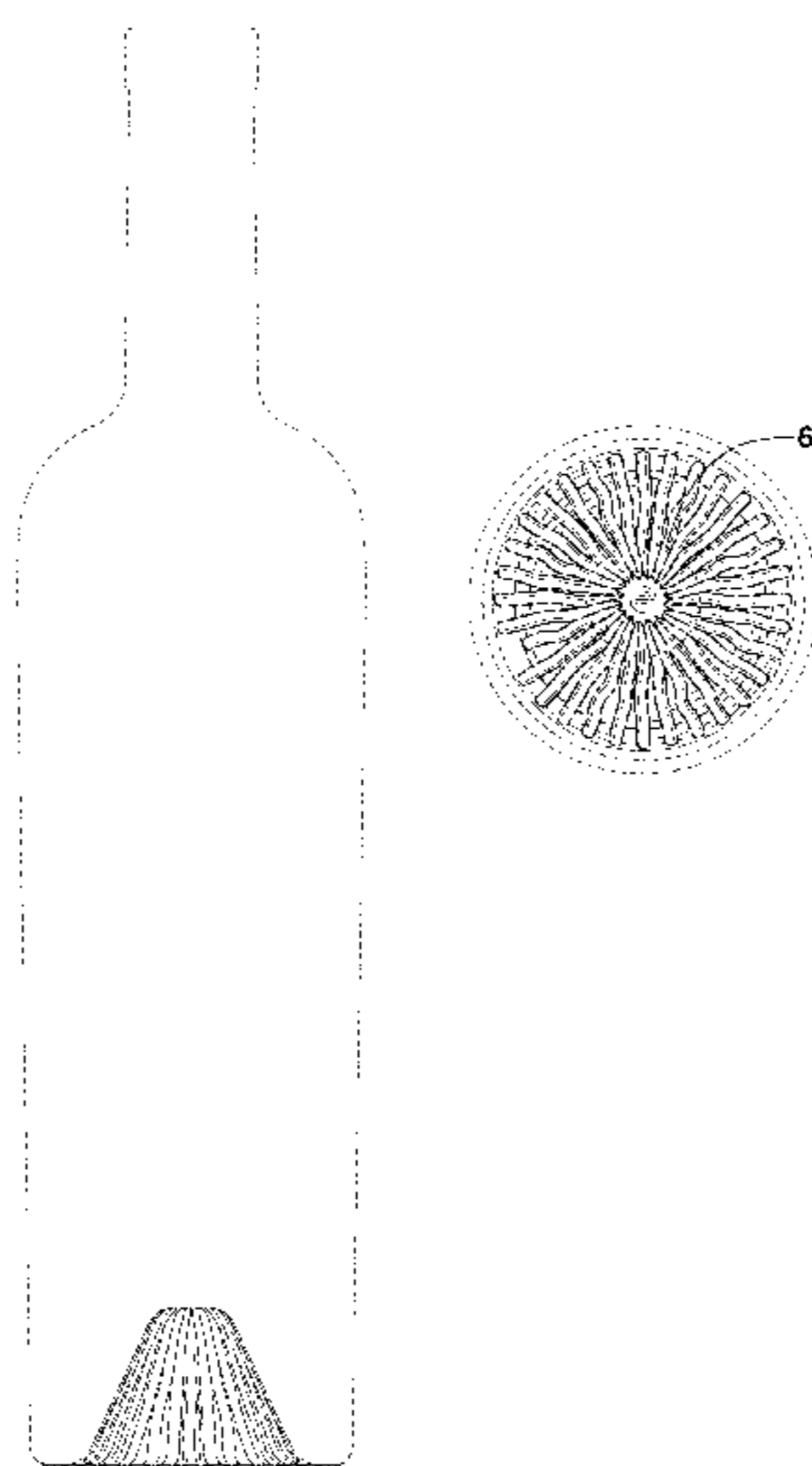
FIG. 4 is a bottom view thereof;

FIG. 5 is a bottom-front perspective view thereof; and,

FIG. 6 is an enlarged partial view of area 6 of FIG. 4.

The broken line showing of a portion of a bottle is for environmental purposes only and forms no part of the claimed design. The dot-dash line in FIGS. 4 and 5 defines the bounds of the claimed design and forms no part thereof. The top view is omitted and forms no part of the claimed design.

1 Claim, 5 Drawing Sheets






FIG. 1




FIG. 2




FIG. 3

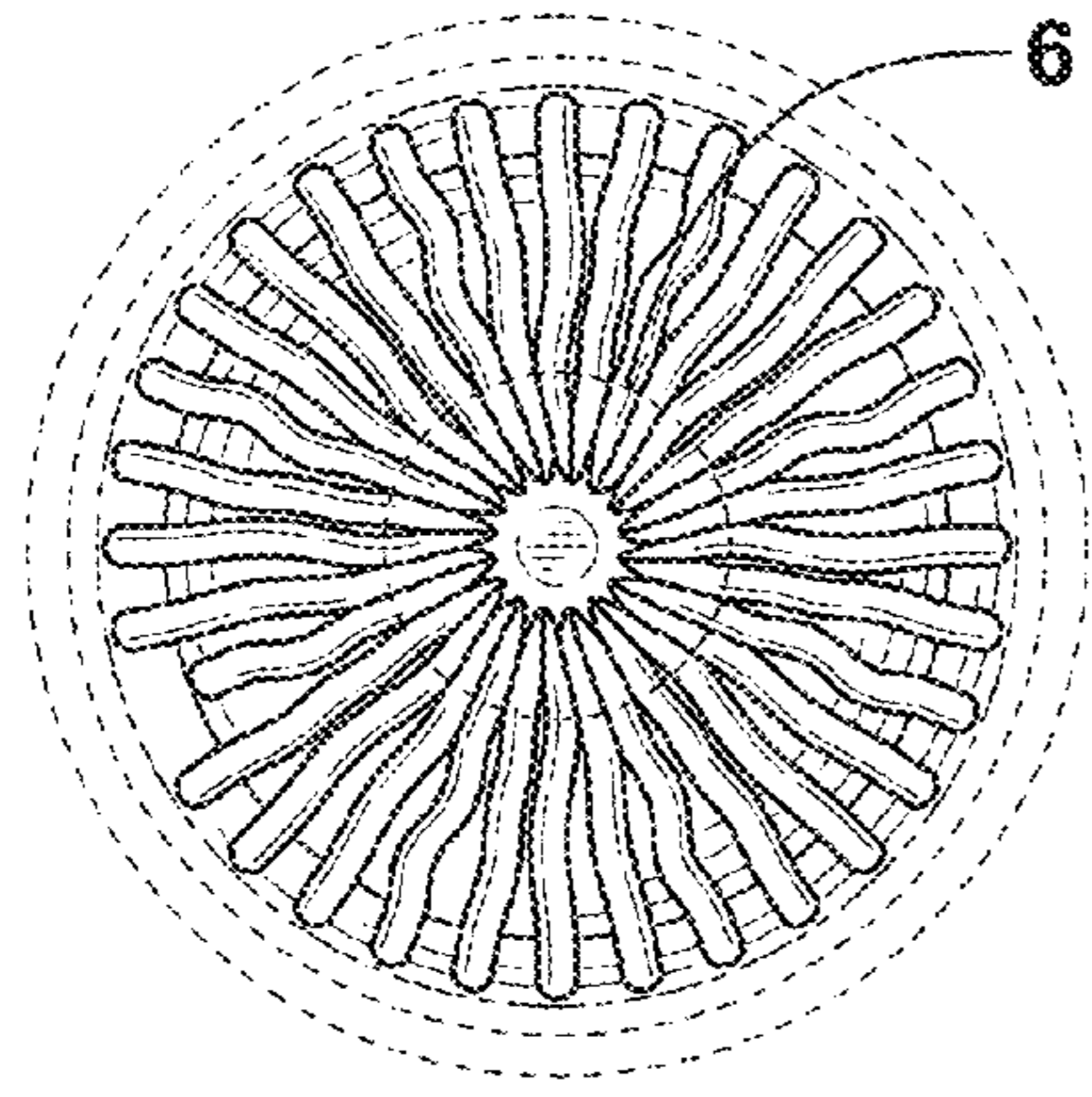


FIG. 4

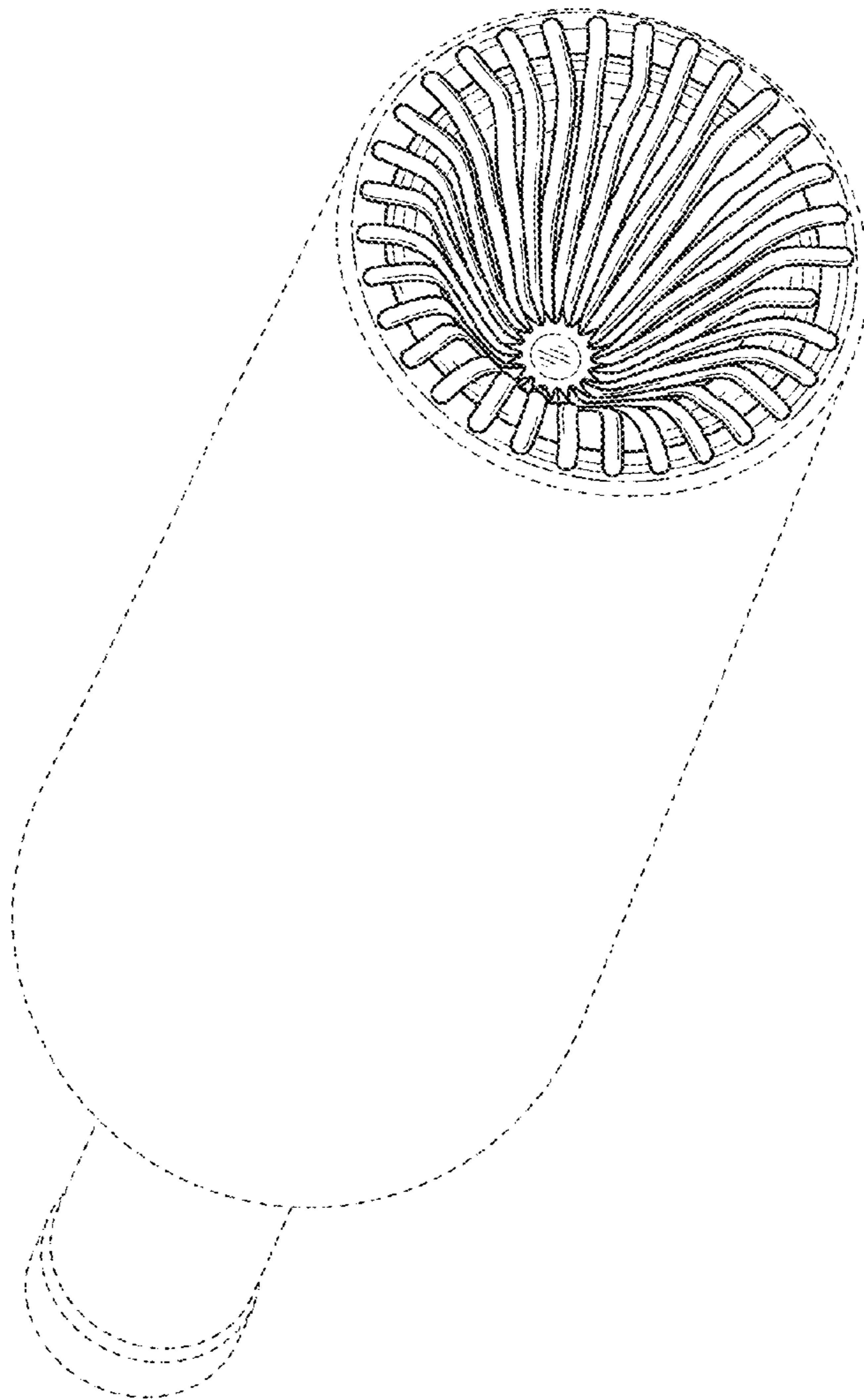


FIG. 5

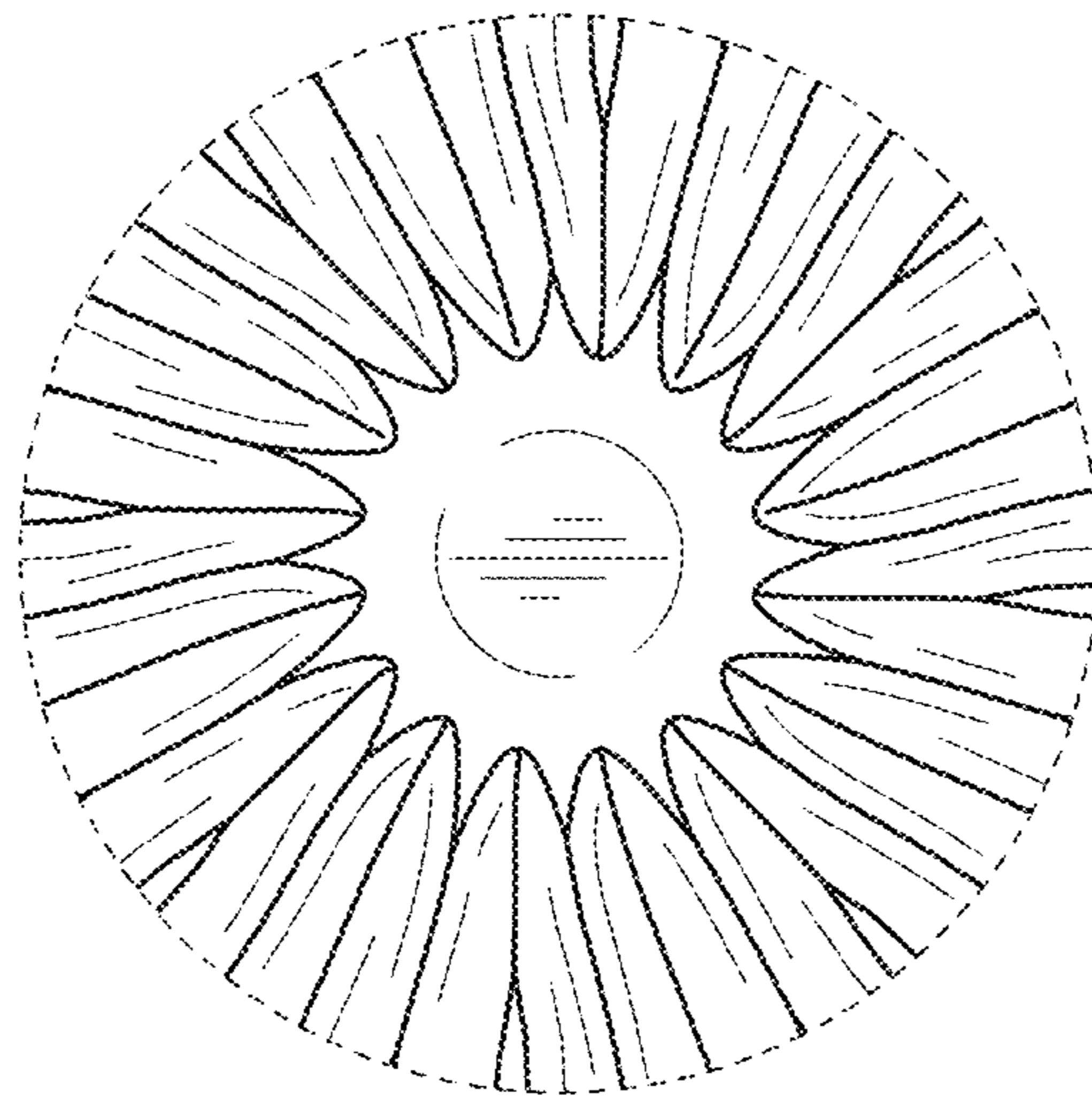


FIG. 6