



US00D757519S

(12) **United States Design Patent**
Montgomery, Sr.

(10) **Patent No.:** **US D757,519 S**
(45) **Date of Patent:** **** May 31, 2016**

- (54) **MULTI-USE BAG TIE**
- (71) Applicant: **Nathaniel Montgomery, Sr.**, Lathrop, CA (US)
- (72) Inventor: **Nathaniel Montgomery, Sr.**, Lathrop, CA (US)
- (73) Assignee: **Nathaniel Montgomery, Sr.**, Lathrop, CA (US)
- (**) Term: **14 Years**
- (21) Appl. No.: **29/444,348**
- (22) Filed: **May 6, 2013**
- (51) **LOC (10) Cl.** **08-08**
- (52) **U.S. Cl.**
USPC **D8/349**
- (58) **Field of Classification Search**
USPC D8/330, 349, 354–356, 360.1, 382, D8/499; D3/244; D9/435, 703, 706
CPC ... A01M 31/06; A44B 17/0011; A44B 17/00; A41F 1/00; B65D 63/14; B65D 77/18; B65D 33/34; B65D 77/185; B65D 5/643; B65D 33/16; B65D 77/10; B65D 33/1616; B65D 45/00; F16G 11/05; F16G 11/04; F16G 11/14; G09F 3/035; G09F 3/0352
See application file for complete search history.

- (56) **References Cited**
U.S. PATENT DOCUMENTS

231,574 A	8/1880	Heinze	
587,526 A	8/1897	Haden	
1,070,389 A	8/1913	Beck	
1,333,375 A	3/1920	Bauer	
1,368,545 A	2/1921	Childers	
1,469,703 A *	10/1923	Stansfield	292/308
1,535,732 A *	4/1925	Malm	383/71
1,753,254 A *	4/1930	Thaxton	24/30.5 R
1,879,991 A	9/1932	Pratt	
2,310,827 A *	2/1943	Anderson	24/30.5 R

- 2,342,244 A * 2/1944 Brooks 292/310
- 2,452,098 A * 10/1948 Brooks 40/662
- 2,496,905 A * 2/1950 Brooks 292/310
- 2,599,318 A * 6/1952 Brooks 292/310
- 2,654,624 A 10/1953 Canter
- 2,740,654 A 4/1956 Orschel
- 3,007,220 A 11/1961 Hafner
- 3,094,755 A 6/1963 Casanave
- 3,132,390 A 5/1964 Boden
- 3,292,961 A 12/1966 Moberg

(Continued)

OTHER PUBLICATIONS

Xiem Clay Bag Tie, dated Jan. 18, 2011, [online], [site visited Jun. 3, 2015]. Available from Internet, <URL: http://www.xiemclaycenter.com/files/pdf/2010Catalog_XiemStudioTools.pdf>.*

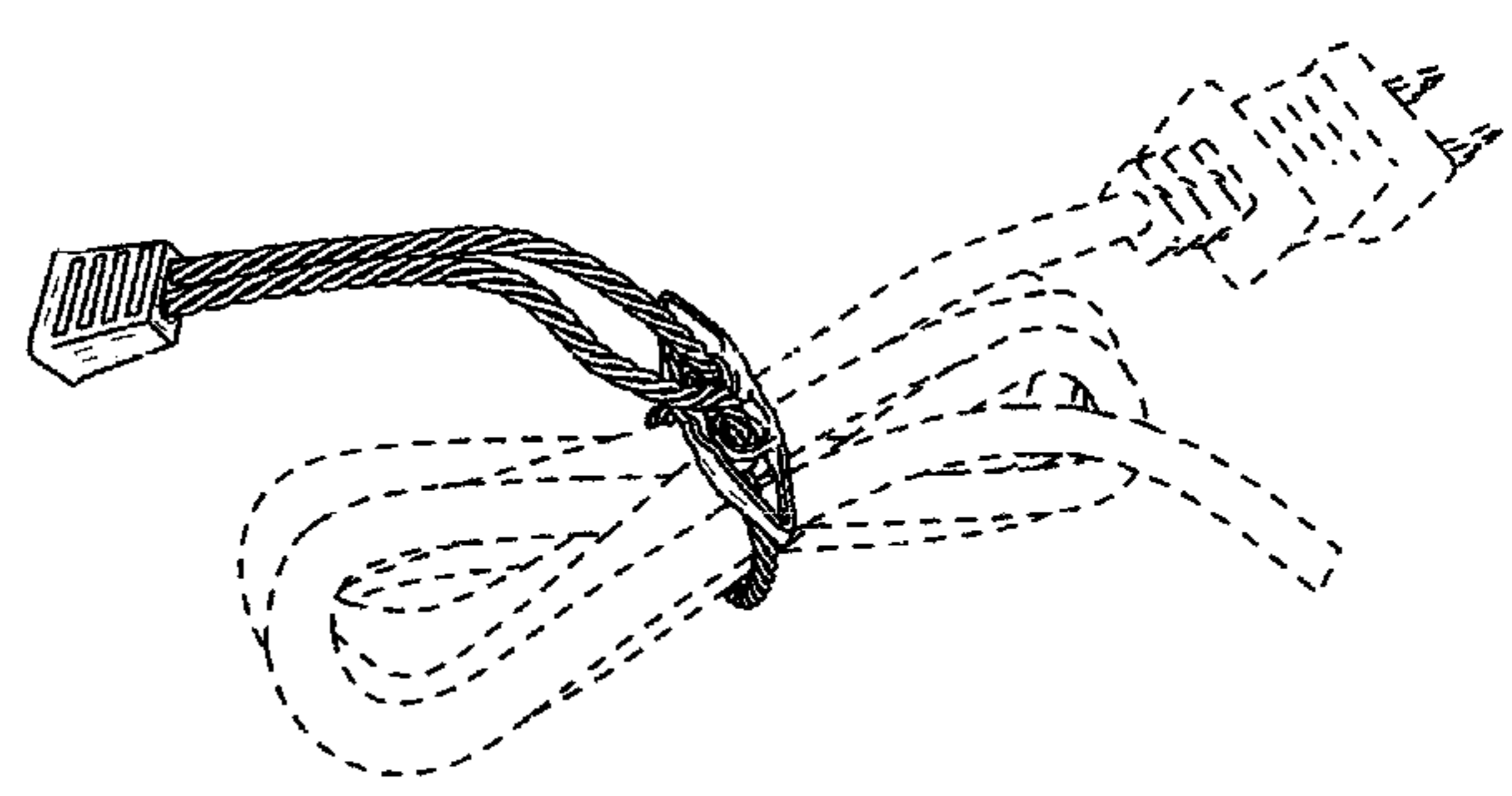

Primary Examiner — Thomas Johannes
Assistant Examiner — Shawn T Gingrich

(57) **CLAIM**
The ornamental design for a multi-use bag tie, as shown and described.

DESCRIPTION

FIG. 1 is a perspective view of a multi-use bag tie showing my new design;
 FIG. 2 is a top plan view thereof;
 FIG. 3 is a perspective view thereof, shown in an alternate position of use;
 FIG. 4 is top view thereof, shown in an alternate position of use;
 FIG. 5 is a perspective view thereof, shown in second alternate position of use;
 FIG. 6 is a top plan view thereof, shown in second alternate position of use;
 FIG. 7 is a front elevation view thereof, in an environment of use; and,
 FIG. 8 is a front view thereof, in a second environment of use. The broken line portion of the figure drawings is included to show environment that forms no part of the claimed design.

1 Claim, 4 Drawing Sheets



US D757,519 S

Page 2

(56)

References Cited

U.S. PATENT DOCUMENTS

3,633,957 A 1/1972 Moberg
D230,825 S * 3/1974 Foote D8/396
3,864,790 A 2/1975 Reinwall, Jr.

D465,404 S * 11/2002 Perry D8/354
D511,863 S * 11/2005 Lau D28/42
7,784,157 B1 * 8/2010 Short et al. 24/3.13
D657,234 S * 4/2012 Herman D8/382

* cited by examiner

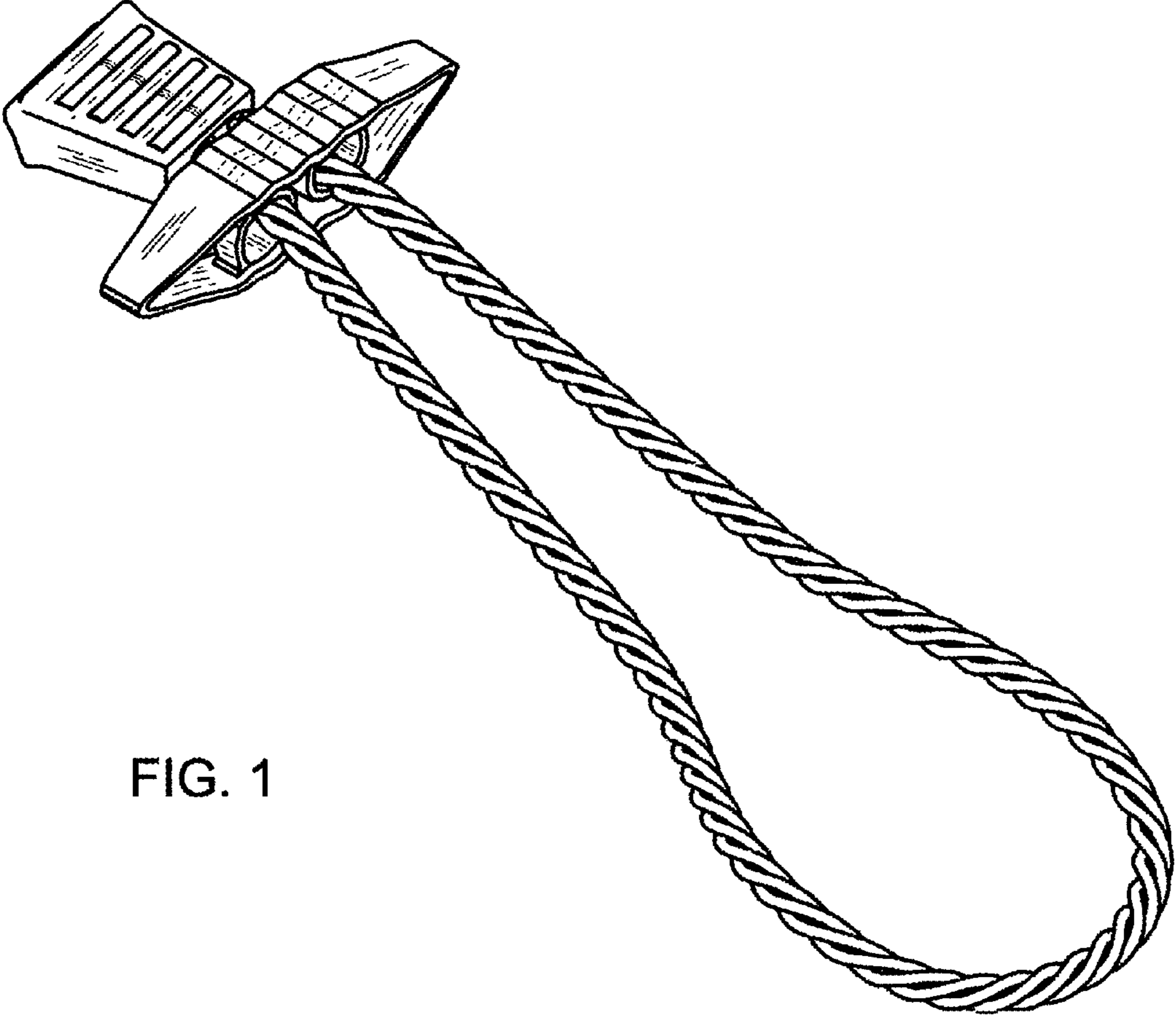


FIG. 1




FIG. 2

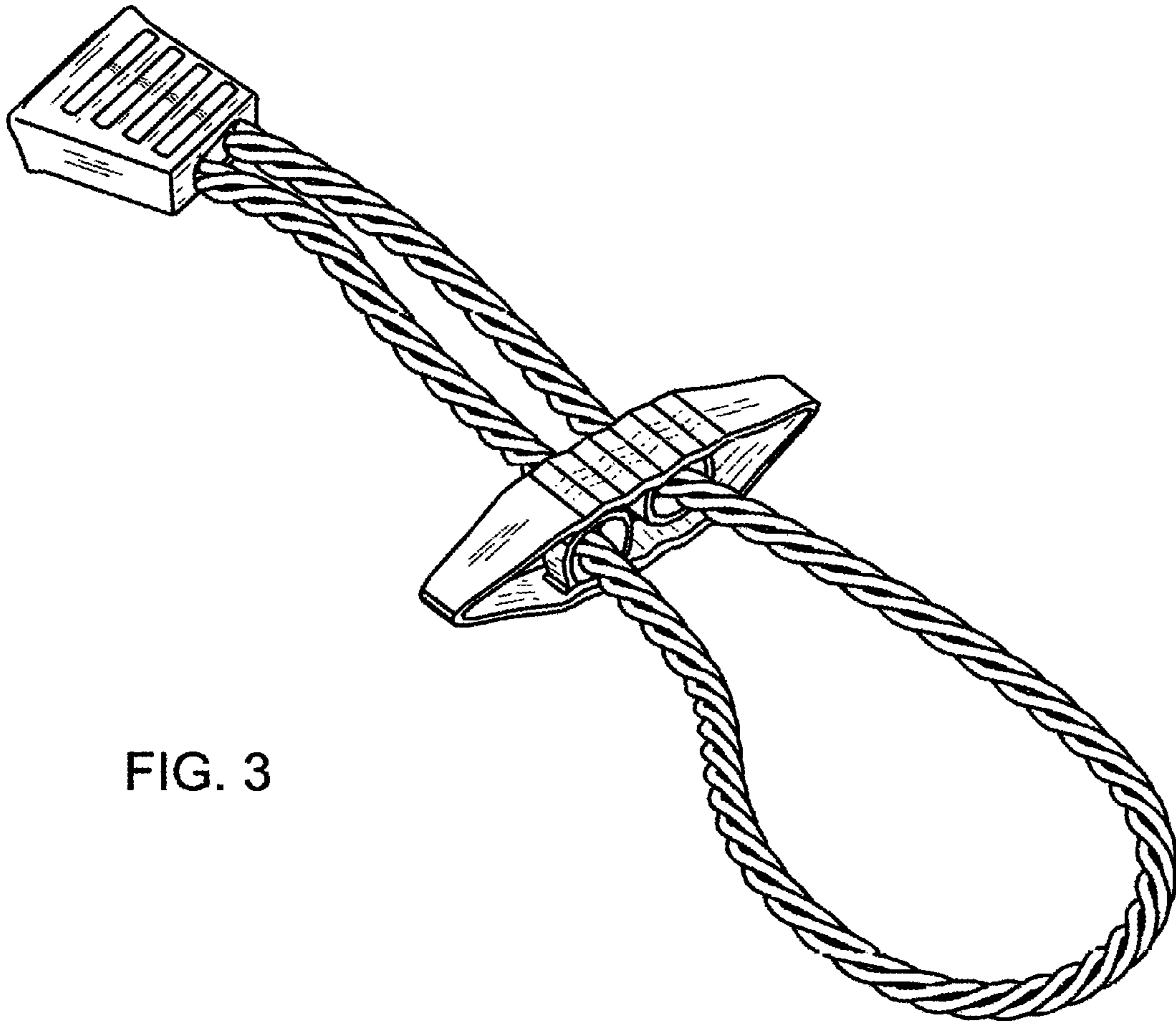


FIG. 3

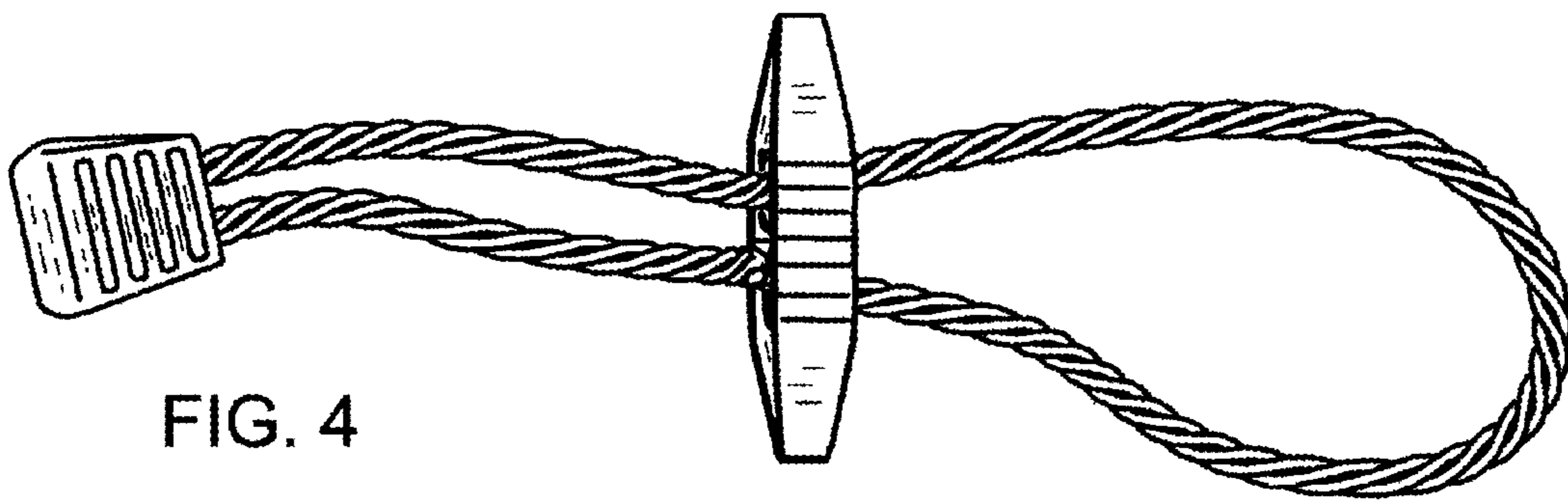


FIG. 4

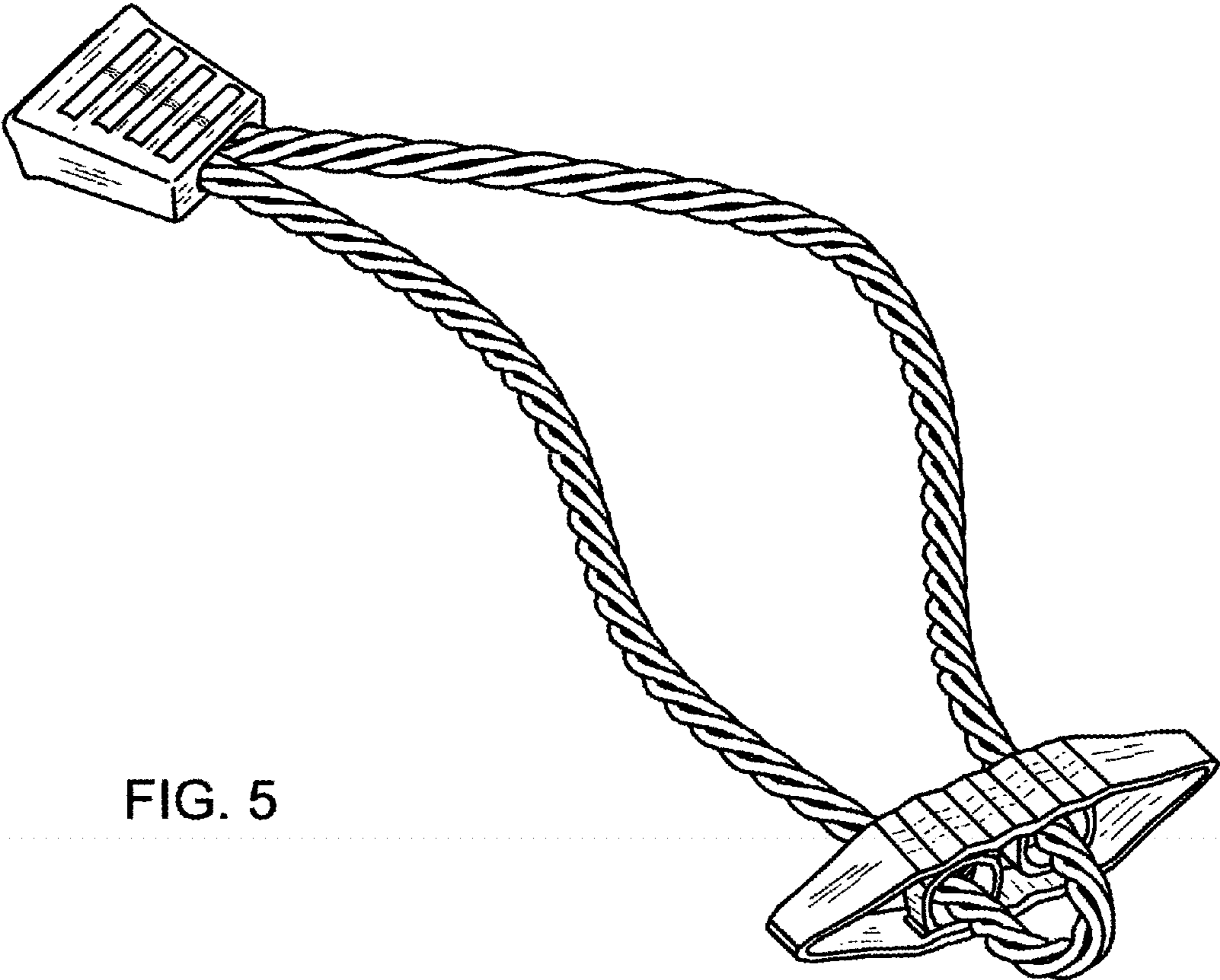


FIG. 5




FIG. 6

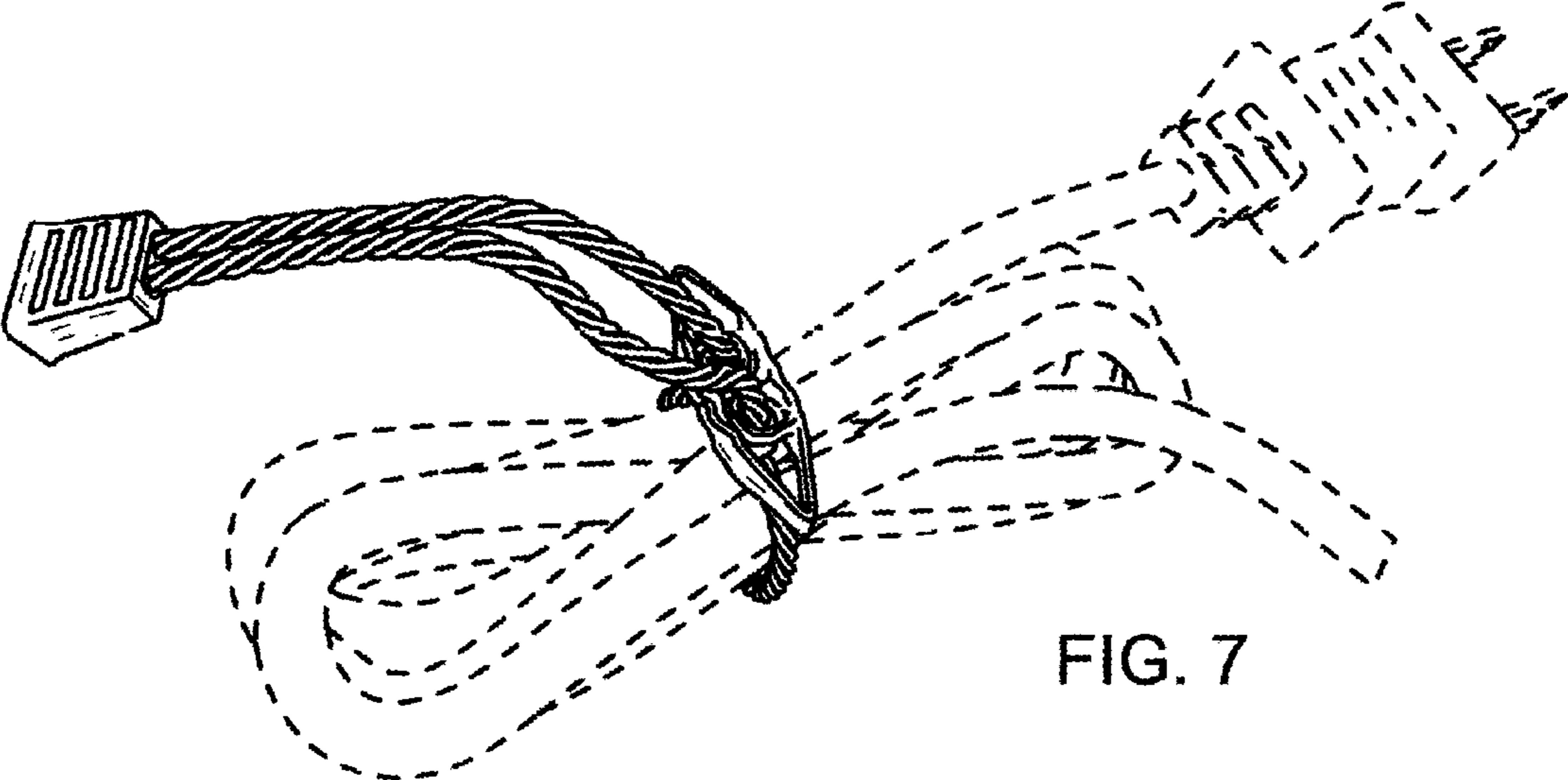


FIG. 7

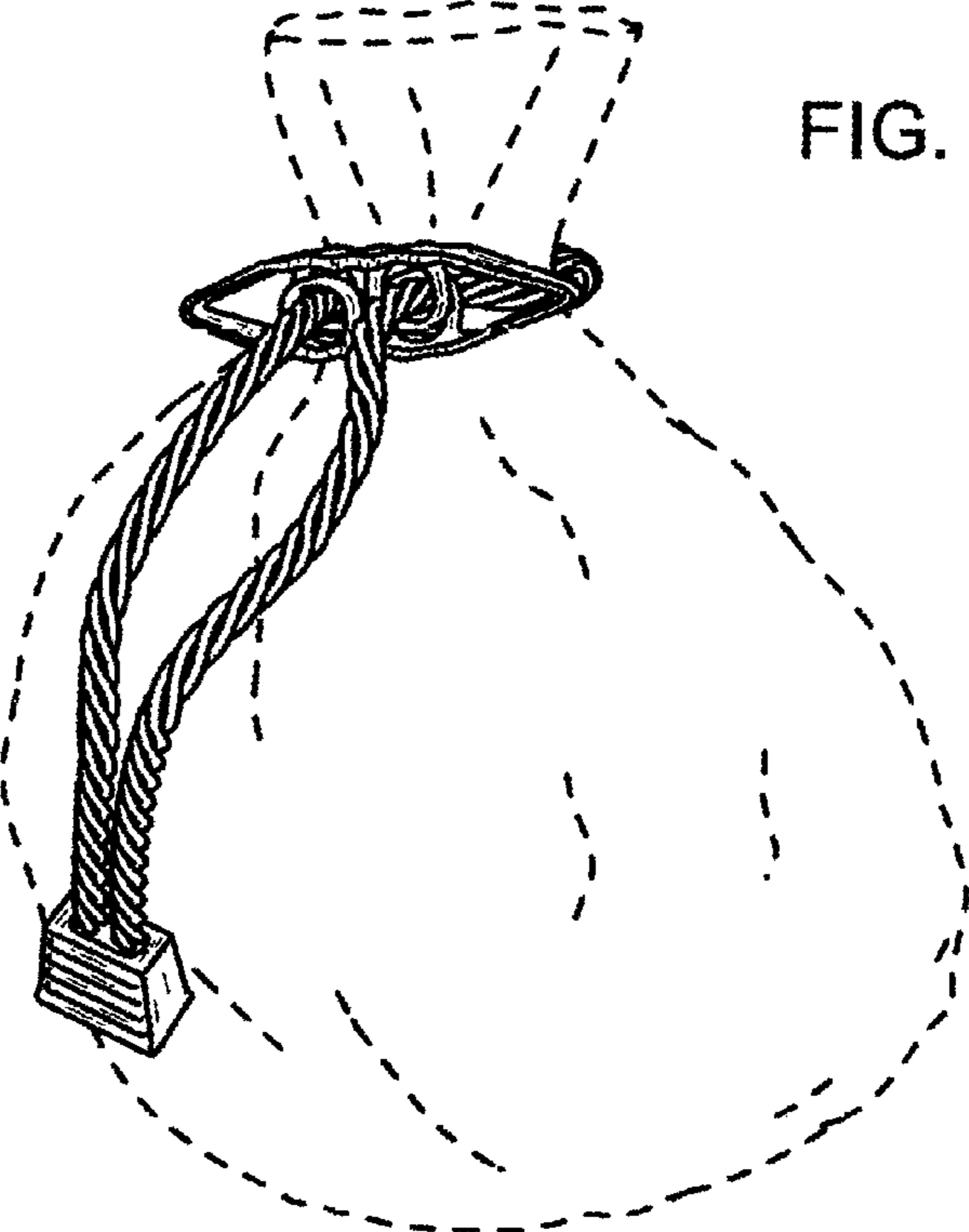


FIG. 8