



US00D757508S

(12) **United States Design Patent**
Hermann

(10) **Patent No.:** **US D757,508 S**
(45) **Date of Patent:** **** *May 31, 2016**

- (54) **SQUARE TRIMMER LINE**
- (71) Applicant: **Martin Hermann**, Mona Vale (AU)
- (72) Inventor: **Martin Hermann**, Mona Vale (AU)
- (*) Notice: This patent is subject to a terminal disclaimer.
- (**) Term: **14 Years**
- (21) Appl. No.: **29/499,150**
- (22) Filed: **Aug. 12, 2014**
- (51) **LOC (10) Cl.** **08-01**
- (52) **U.S. Cl.**
USPC **D8/8**
- (58) **Field of Classification Search**
USPC D8/1, 7, 8, 9, 499; D15/1, 17
CPC A01D 34/416; A01D 34/4168; A01D
34/4167; A01D 34/4166
See application file for complete search history.

(56) **References Cited**

U.S. PATENT DOCUMENTS

- D245,757 S * 9/1977 Fisher D8/391
- 4,054,992 A * 10/1977 Ballas A01D 34/4168
30/276
- 4,062,114 A * 12/1977 Luick A01D 34/4168
30/276
- 4,065,913 A * 1/1978 Fisher A01D 34/4166
56/12.7
- 4,086,700 A * 5/1978 Inada A01D 34/4168
30/276
- D248,557 S * 7/1978 Gobin D15/17
- D249,150 S * 8/1978 Scanland D15/17
- 4,118,865 A * 10/1978 Jacyno et al.
- 4,126,991 A * 11/1978 Gobin A01D 34/4168
56/12.7
- 4,165,597 A * 8/1979 Scanland A01D 34/4168
56/295
- 4,362,007 A * 12/1982 Kennedy A01D 34/4166
56/295
- 5,791,054 A * 8/1998 Bessinger A01D 34/4166
30/276
- 5,896,666 A 4/1999 Iacona et al.

- 5,901,448 A 5/1999 Lingerfelt
- 5,907,947 A * 6/1999 Poole A01D 34/736
56/12.7
- 5,979,064 A 11/1999 Kitz et al.
- D417,597 S * 12/1999 Sutliff D8/8
- 6,052,907 A 4/2000 Wang
- 6,722,114 B1 * 4/2004 Poole A01D 34/4168
56/17.5
- 6,827,152 B2 * 12/2004 Iacona A01B 45/026
172/42
- 6,842,984 B1 * 1/2005 Grant A01D 34/4168
30/276
- 6,944,956 B1 9/2005 Fogle
- 6,978,590 B1 * 12/2005 Graham A01D 34/73
56/295
- 7,603,782 B2 10/2009 Jerez
- 8,291,599 B2 10/2012 Piccolo
- 8,925,206 B2 * 1/2015 Cigarini A01G 3/053
30/276
- D741,373 S * 10/2015 Hermann D15/17
- 2007/0028458 A1 2/2007 Guerra

(Continued)

FOREIGN PATENT DOCUMENTS

- CA 2150178 C * 3/2004 A01D 34/4166
- GB 1572029 A * 7/1980 A01D 34/4166

(Continued)

Primary Examiner — Sheryl Lane

Assistant Examiner — Ieisha Price

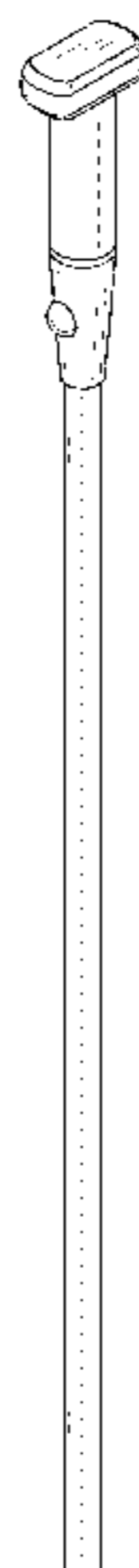
(57) **CLAIM**

The ornamental design for a square trimmer line, as shown and described.

DESCRIPTION

FIG. 1 is a side view of a square trimmer line showing my new design, an opposite side view being a mirror image thereof; FIG. 2 is a front view of the square trimmer line; FIG. 3 is a back view of the square trimmer line; FIG. 4 is a top view of the square trimmer line; FIG. 5 is a bottom view of the square trimmer line; and, FIG. 6 is a top front side perspective view of the square trimmer line.

1 Claim, 2 Drawing Sheets



(56)

References Cited

2014/0202009 A1* 7/2014 Proulx A01D 34/4166
30/333

U.S. PATENT DOCUMENTS

2008/0141543 A1* 6/2008 Guerra A01D 34/4168
30/347
2010/0154228 A1 6/2010 Watts et al.
2011/0033703 A1* 2/2011 Legrand A01D 34/4168
428/394
2012/0066915 A1 3/2012 Alliss
2012/0246945 A1 10/2012 Harless et al.

FOREIGN PATENT DOCUMENTS

WO WO 2013123530 A1 * 8/2013 A01D 34/4166
WO WO 2014202925 A1 * 12/2014 A01D 34/4166

* cited by examiner

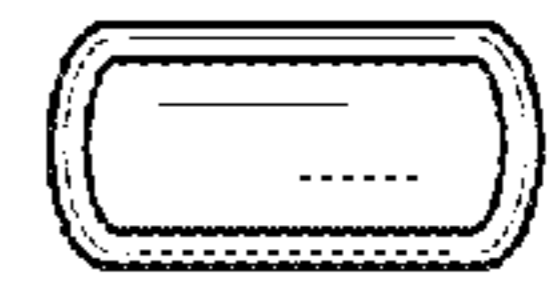
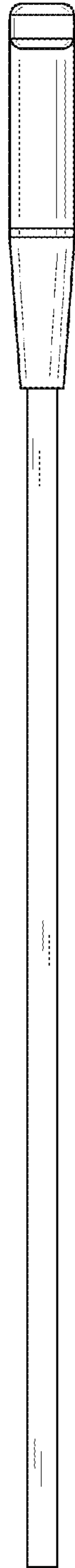
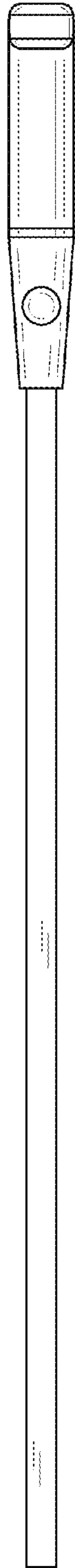
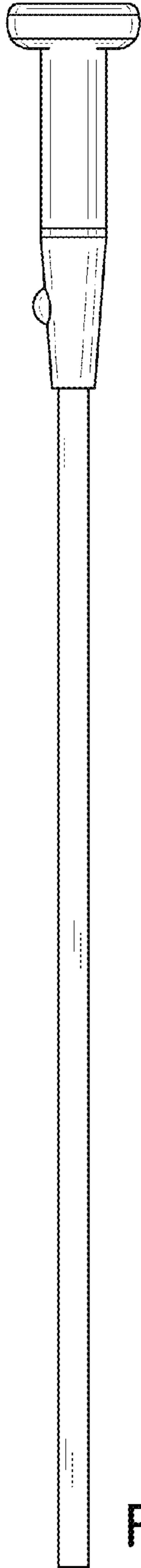


FIG. 4



FIG. 5

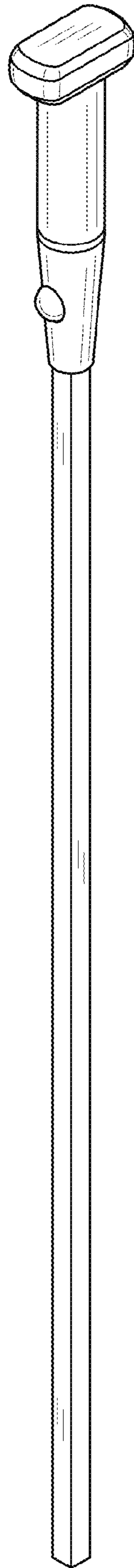


FIG. 6