



US00D757505S

(12) **United States Design Patent**
Wegwerth

(10) **Patent No.:** **US D757,505 S**
(45) **Date of Patent:** **** May 31, 2016**

- (54) **KNIFE**
- (71) Applicant: **Hugh Wegwerth**, Falcon Heights, MN (US)
- (72) Inventor: **Hugh Wegwerth**, Falcon Heights, MN (US)
- (**) Term: **14 Years**
- (21) Appl. No.: **29/522,078**
- (22) Filed: **Mar. 27, 2015**
- (51) **LOC (10) Cl.** **07-04**
- (52) **U.S. Cl.**
USPC **D7/693**; D8/98
- (58) **Field of Classification Search**
USPC D8/1, 5, 98, 14, 95, 107; D22/118;
D7/693, 649, 651, 652
CPC B26B 3/00; B26B 9/00; A47J 17/04
See application file for complete search history.

4,970,786 A *	11/1990	Harper	A47J 17/04	30/113.1
D330,827 S *	11/1992	Jarzynka	D7/693	
D406,022 S *	2/1999	Wu	D8/14	
D428,569 S *	7/2000	Miles	D8/14	
D459,187 S *	6/2002	Norton	D8/14	
D486,046 S *	2/2004	Norton	D32/48	
D490,290 S *	5/2004	Norton	D32/46	
D543,808 S *	6/2007	Hallman	D8/14	
D553,923 S *	10/2007	Ross	D8/14	

* cited by examiner

Primary Examiner — Phillip S Hyder
(74) *Attorney, Agent, or Firm* — Usha S. Koshy

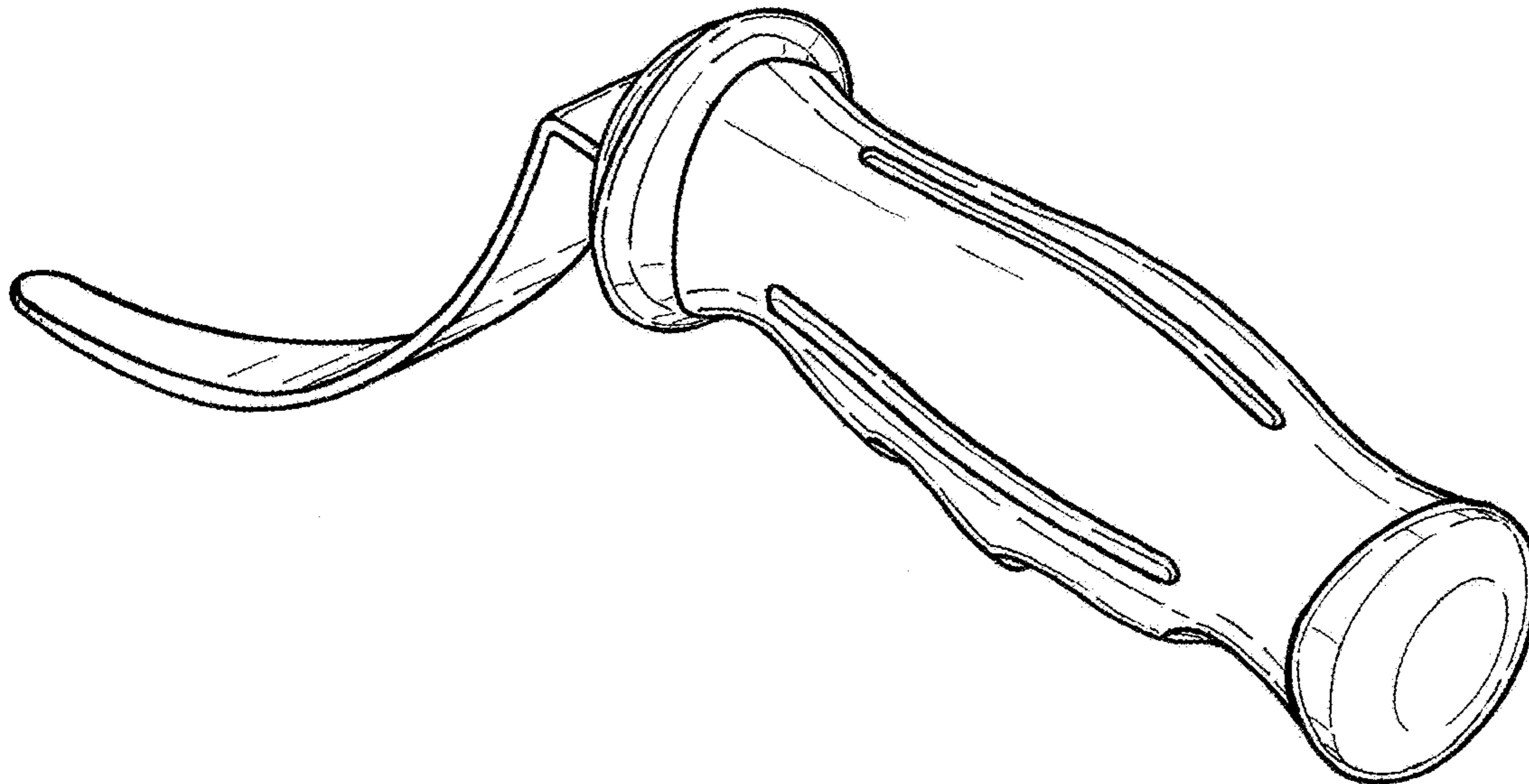
(57) **CLAIM**
The ornamental design for a knife, as shown and described.

DESCRIPTION

FIG. 1 is a perspective view of the knife showing my new design;
FIG. 2 is a side elevation view thereof;
FIG. 3 is a side elevation view of the opposite side;
FIG. 4 is a top plan view thereof, and,
FIG. 5 is a bottom view thereof.

1 Claim, 5 Drawing Sheets

- (56) **References Cited**
U.S. PATENT DOCUMENTS
3,913,226 A * 10/1975 Lovato B26B 3/00
30/123.5
D253,511 S * 11/1979 Bogosian D7/693



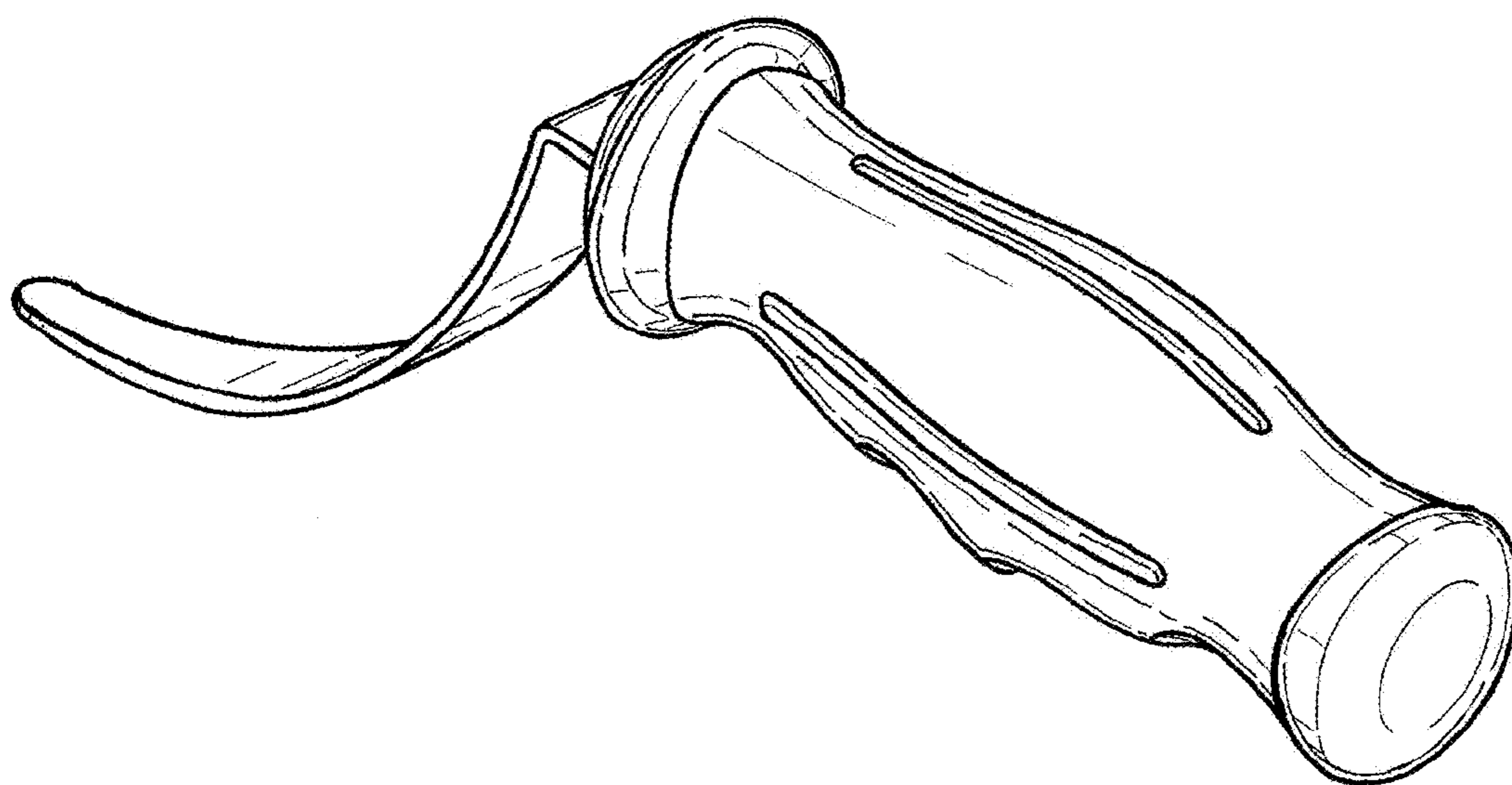


FIG.1

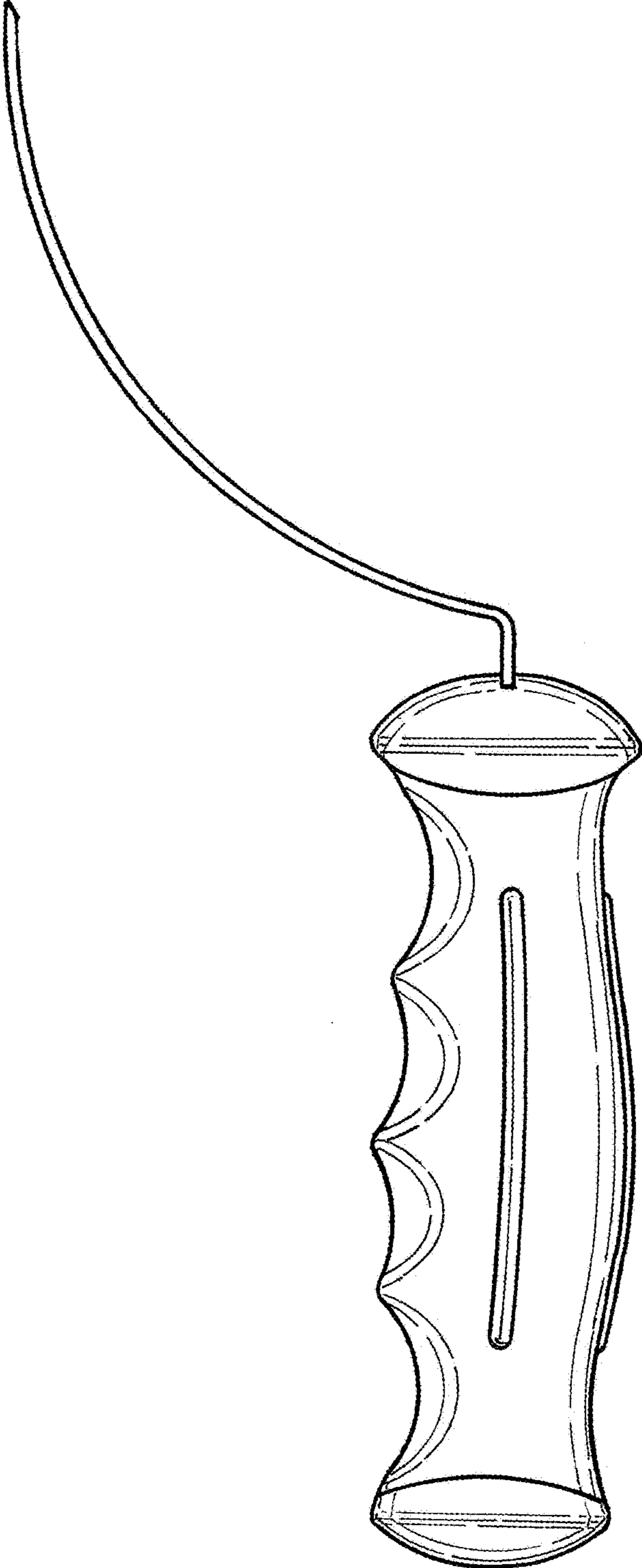


FIG.2

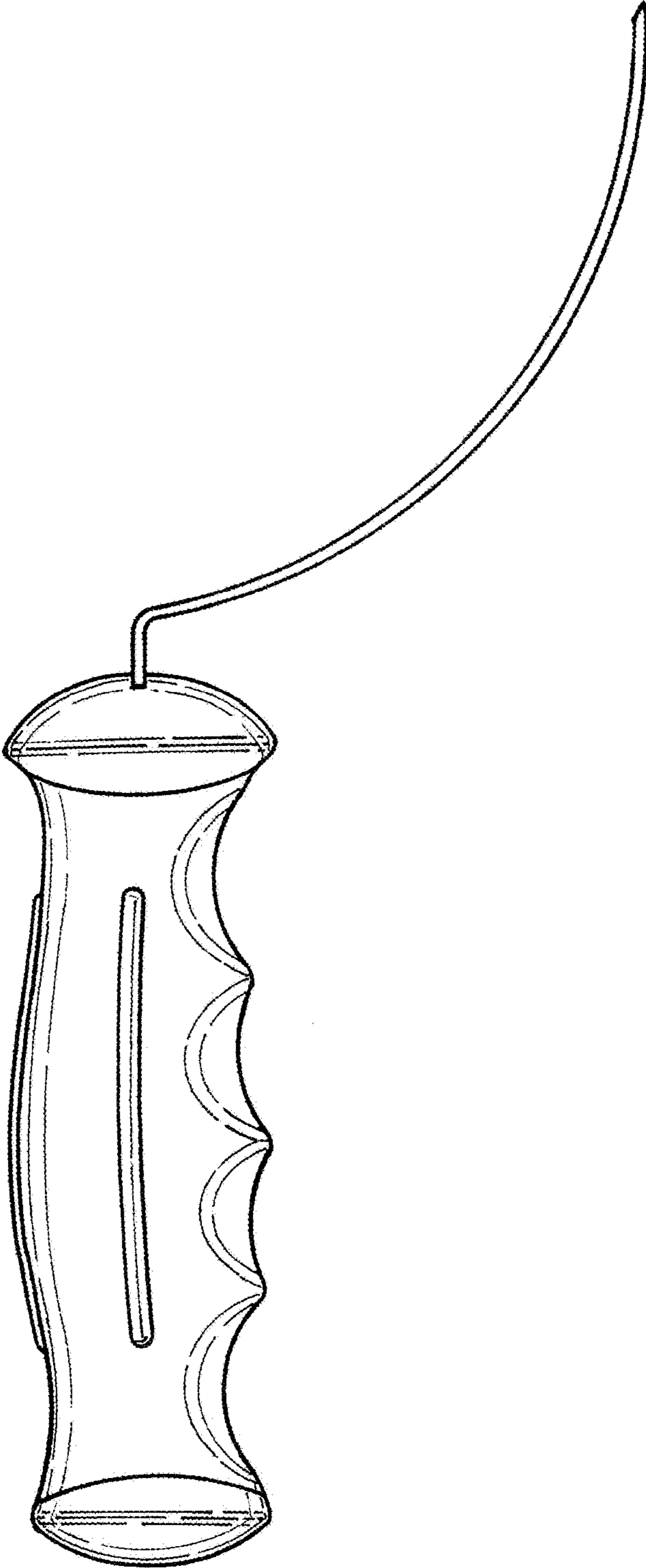


FIG.3

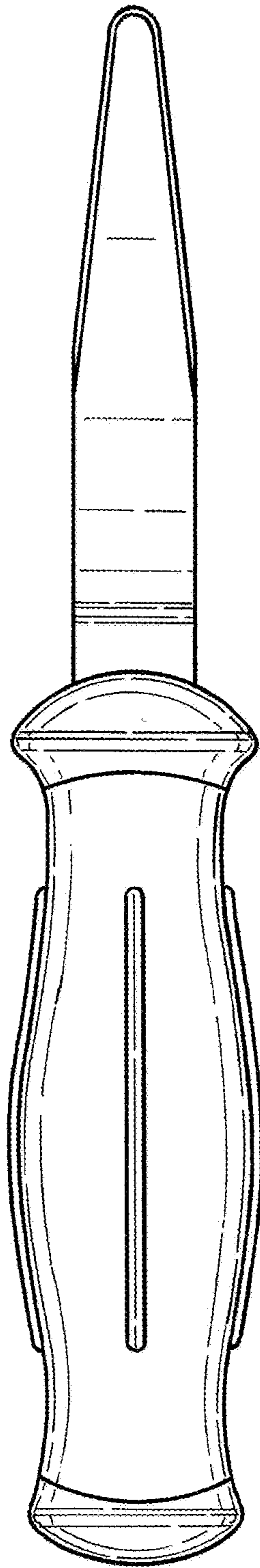


FIG.4

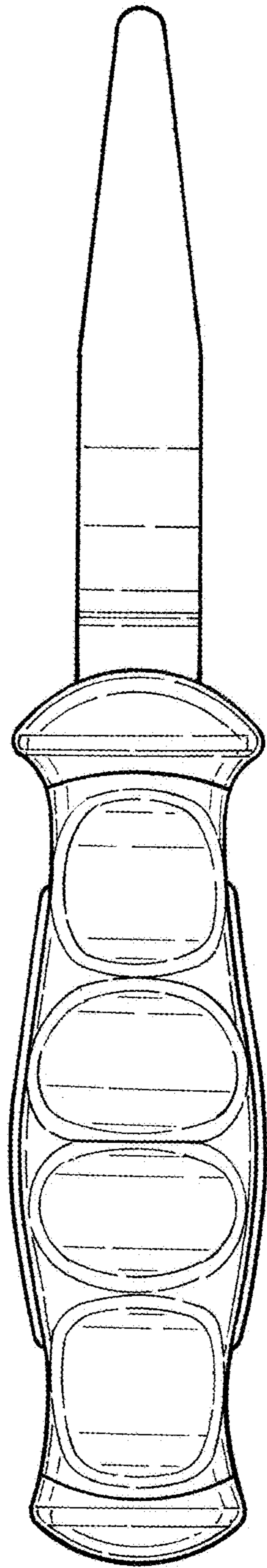


FIG.5