



US00D757504S

(12) **United States Design Patent**  
**Muir et al.**

(10) **Patent No.:** **US D757,504 S**  
(45) **Date of Patent:** **\*\* May 31, 2016**

- (54) **ROASTING STICK**
- (71) Applicant: **Sephra L.P.**, San Diego, CA (US)
- (72) Inventors: **Richard B. Muir**, San Diego, CA (US);  
**James D. Sabin**, San Diego, CA (US);  
**Scott M. Sabin**, Escondido, CA (US)
- (73) Assignee: **Sephra L.P.**, San Diego, CA (US)
- (\*\*) Term: **14 Years**
- (21) Appl. No.: **29/497,808**
- (22) Filed: **Jul. 29, 2014**
- (51) **LOC (10) Cl.** ..... **07-02**
- (52) **U.S. Cl.**  
USPC ..... **D7/683**
- (58) **Field of Classification Search**  
USPC ..... D7/680–696, 395, 393, 368, 669, 409  
CPC ..... A47J 37/0694; A47J 43/18; A47J 43/00;  
A47J 37/00  
See application file for complete search history.

(56) **References Cited**

U.S. PATENT DOCUMENTS

2,649,042 A	8/1953	Wickman	
2,876,694 A *	3/1959	Thomas	A47J 37/0694 16/426
D231,890 S	6/1974	Kritkauskys et al.	
3,931,758 A	1/1976	Blake	
5,238,445 A	8/1993	Green	

D395,988 S	7/1998	Badour	
6,286,418 B1 *	9/2001	Berke	A47J 43/18 452/198
D496,835 S	10/2004	Scott	
D513,573 S	1/2006	Settele	
7,104,577 B1 *	9/2006	Berke	A47J 43/18 294/61
D542,593 S	5/2007	Stewart et al.	
D691,861 S *	10/2013	Izatt	D7/669
D714,106 S *	9/2014	Harrison	D7/669

\* cited by examiner

*Primary Examiner* — Terry Wallace

(74) *Attorney, Agent, or Firm* — Knobbe Martens Olson & Bear LLP

(57) **CLAIM**

The ornamental design for a roasting stick, as shown and described.


**DESCRIPTION**

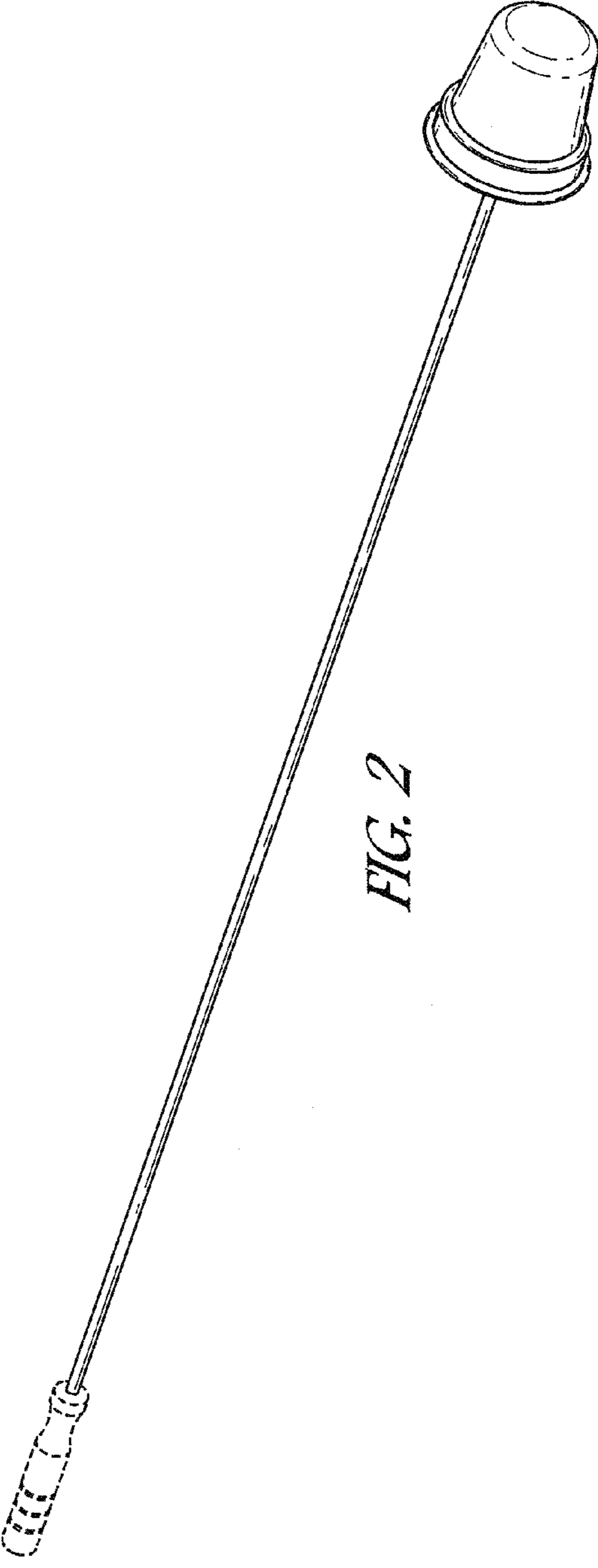
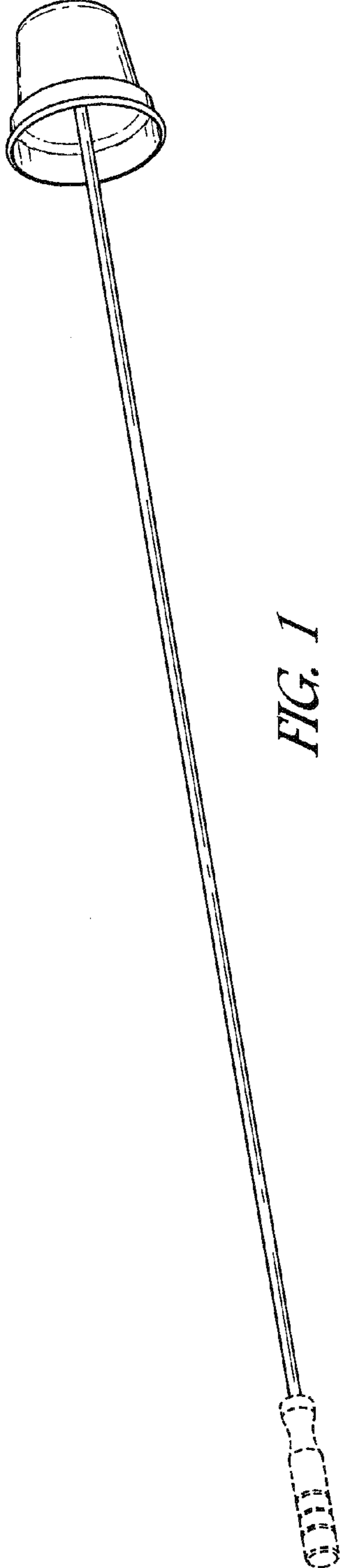
FIG. 1 is a perspective view of a first embodiment of a roasting stick in accordance with the present invention. FIG. 2 is another perspective view of the roasting stick of FIG. 1.

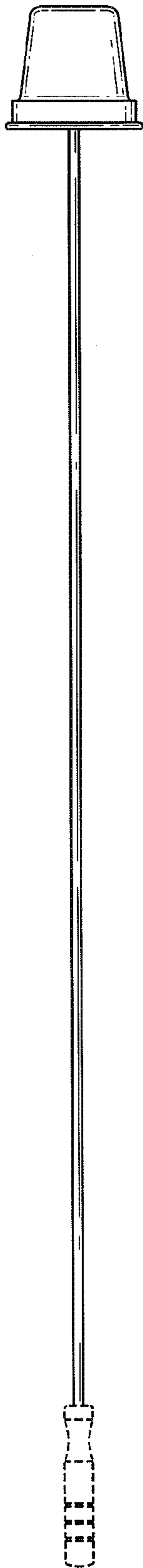
FIG. 3 is a front view of the roasting stick of FIG. 1. The back view is a mirror image of the left side view. The top view, and the bottom view are the same as the front view.

FIG. 4 is a left end view of the roasting stick of FIG. 1; and, FIG. 5 is a right end view of the roasting stick of FIG. 1. Broken lines are used to illustrate features of the roasting stick which form no part of the claimed design.

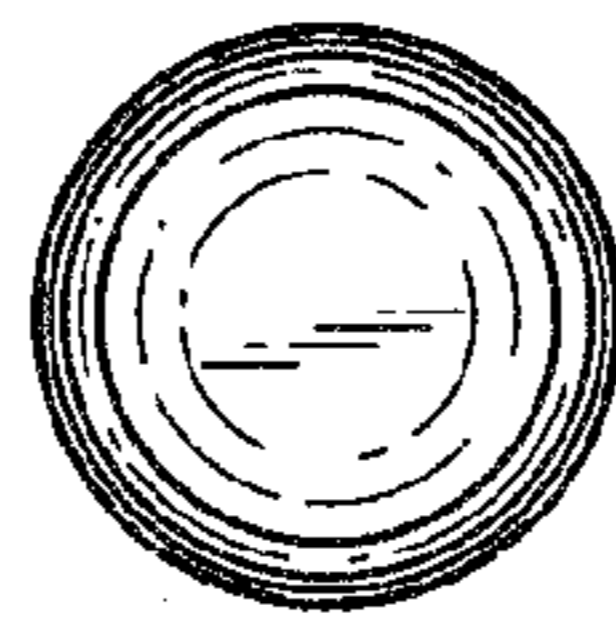
**1 Claim, 2 Drawing Sheets**



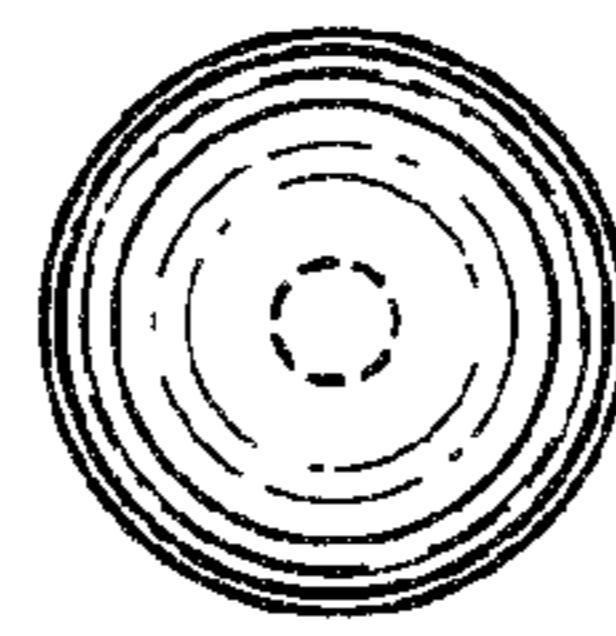




*FIG. 3*



*FIG. 5*



*FIG. 4*