



US00D757503S

(12) **United States Design Patent**  
**Schuler et al.**

(10) **Patent No.:** **US D757,503 S**  
(45) **Date of Patent:** **\*\* May 31, 2016**

(54) **ZESTER**  
(71) Applicant: **Bradshaw International, Inc.**, Rancho Cucamonga, CA (US)  
(72) Inventors: **Troy Schuler**, Rancho Cucamonga, CA (US); **Philippe De La Coussaye**, Annecy-le-Vieux (FR)  
(73) Assignee: **Bradshaw International, Inc.**, Rancho Cucamonga, CA (US)  
(\*\*) Term: **14 Years**

(21) Appl. No.: **29/500,652**  
(22) Filed: **Aug. 27, 2014**

(30) **Foreign Application Priority Data**  
Feb. 28, 2014 (EM) ..... 002415414-0014  
(51) **LOC (10) Cl.** ..... **07-04**  
(52) **U.S. Cl.**  
USPC ..... **D7/678**  
(58) **Field of Classification Search**  
USPC ..... D7/678, 381-385, 412, 672; D8/90  
CPC ..... B26D 1/30; B26D 7/18; A45D 29/04;  
B23D 71/04; A47J 43/25; A47J 17/04  
See application file for complete search history.

(56) **References Cited**  
U.S. PATENT DOCUMENTS  
4,941,246 A \* 7/1990 Finnegan ..... B23D 71/04  
16/422  
6,315,224 B1 \* 11/2001 Holcomb ..... A47J 43/25  
241/273.2

6,318,652 B1 \* 11/2001 Liu ..... A47J 43/25  
241/168  
D605,906 S \* 12/2009 Smith ..... D7/678  
D666,064 S \* 8/2012 Smith ..... D10/46.2  
D680,820 S \* 4/2013 McGuyer ..... D7/678  
D695,579 S \* 12/2013 Kestenbaum ..... D7/678  
D699,523 S \* 2/2014 McGuyer ..... D7/678  
8,857,747 B2 \* 10/2014 Goto ..... A47J 43/25  
241/168  
2003/0035693 A1 \* 2/2003 Chalfant ..... A47J 43/25  
407/29.1  
2004/0247403 A1 \* 12/2004 Grace ..... A47J 43/25  
407/29.15  
2010/0012758 A1 \* 1/2010 Chalfant ..... A47J 43/25  
241/95

\* cited by examiner

*Primary Examiner* — Terry Wallace  
(74) *Attorney, Agent, or Firm* — The Webb Law Firm

(57) **CLAIM**  
The ornamental design for a zester, as shown and described.

**DESCRIPTION**

FIG. 1 is a front perspective view of a zester in a covered state, showing our new design;  
FIG. 2 is a front perspective view thereof in an uncovered state;  
FIG. 3 is a rear view thereof in a covered state;  
FIG. 4 is a rear view thereof in an uncovered state;  
FIG. 5 is a left side view thereof in an uncovered state; and,  
FIG. 6 is a left side view thereof in a covered state.  
Right side views of the zester in the uncovered and covered states are omitted as they are symmetric in appearance to the left side views of FIGS. 5 and 6, respectively.

**1 Claim, 6 Drawing Sheets**







FIG. 1



FIG. 2

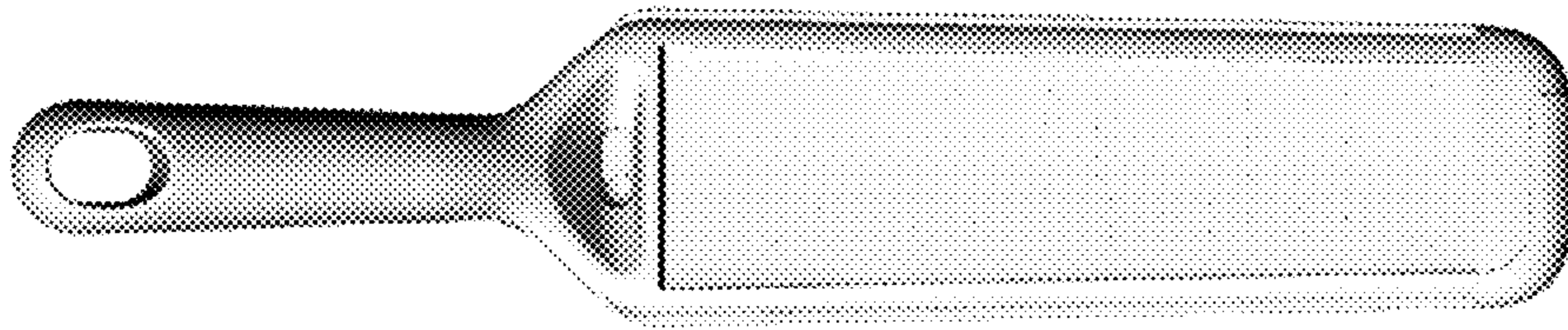


FIG. 3

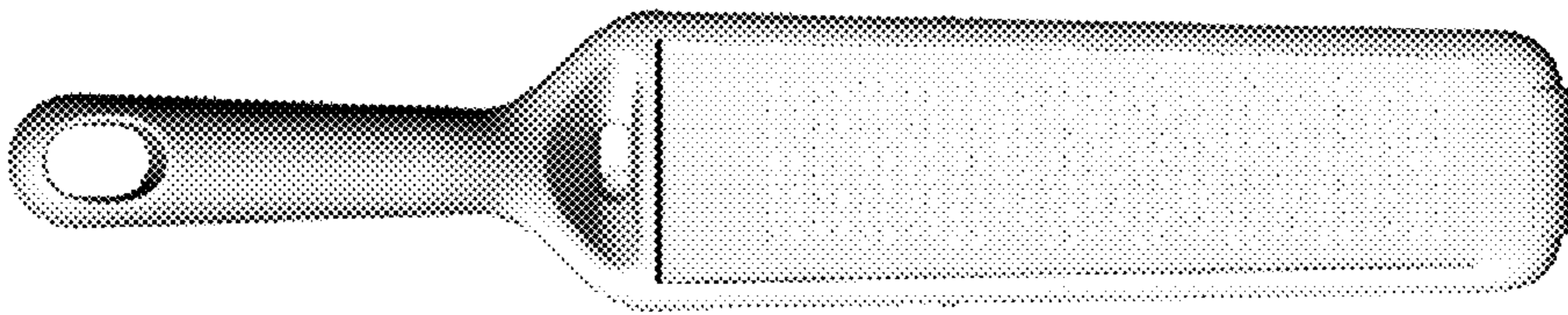


FIG. 4

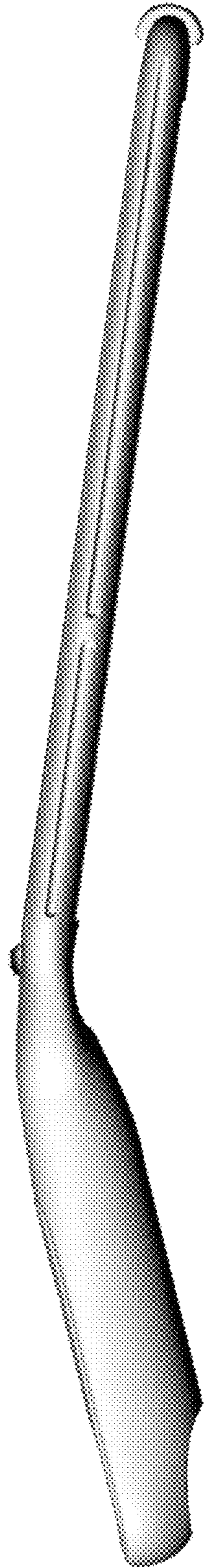


FIG. 5

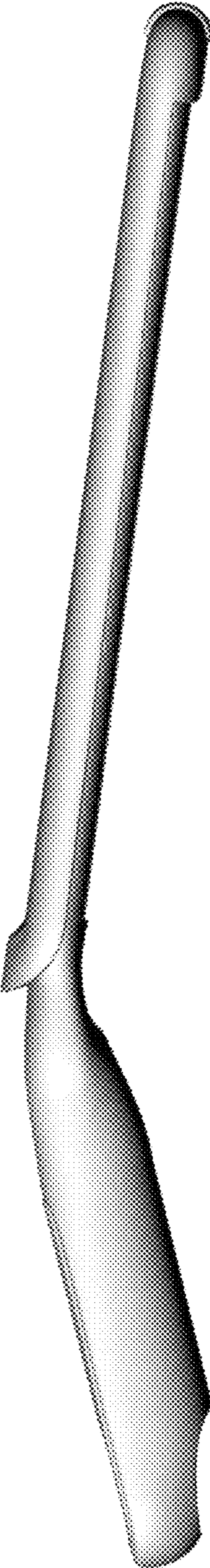


FIG. 6