



US00D757501S

(12) **United States Design Patent**  
**Cotter**

(10) **Patent No.:** **US D757,501 S**

(45) **Date of Patent:** **\*\* May 31, 2016**

(54) **CITRUS JUICER**

(71) Applicant: **Progressive International Corporation,**  
Kent, WA (US)

(72) Inventor: **Jennifer K. Cotter,** Seattle, WA (US)

(73) Assignee: **Progressive International Corporation,**  
Kent, WA (US)

(\*\*) Term: **14 Years**

(21) Appl. No.: **29/503,405**

(22) Filed: **Sep. 25, 2014**

(51) **LOC (10) Cl.** ..... **07-04**

(52) **U.S. Cl.**  
USPC ..... **D7/665**

(58) **Field of Classification Search**  
USPC ..... D7/665, 667, 400; 99/508; 100/126,  
100/213; 210/464, 470; 241/110  
CPC ..... A23N 1/00; A23N 1/003; A47J 19/02;  
A47J 19/06; A47J 19/022; A47G 19/30  
See application file for complete search history.

(56) **References Cited**

**U.S. PATENT DOCUMENTS**

D255,005 S *	5/1980	Fuchs	.....	D7/665
D276,876 S *	12/1984	Van Asten	.....	D7/665
4,530,277 A *	7/1985	Matsumoto	.....	A47J 19/022 100/131
D307,090 S *	4/1990	DeCoster	.....	D7/665
D334,512 S *	4/1993	Ancona	.....	D7/665
D371,055 S *	6/1996	Fouquet	.....	D7/665
D407,954 S *	4/1999	Lehn	.....	D7/665
D462,583 S *	9/2002	Dingert	.....	D7/665
D473,431 S *	4/2003	Schwamkrug	.....	D7/665
D512,880 S *	12/2005	de Groote	.....	D7/400

D534,826 S *	1/2007	Jossem	.....	D7/665
D546,637 S *	7/2007	Gonzalez	.....	D7/666
7,337,711 B2 *	3/2008	Holcomb	.....	A47J 19/022 99/506
D595,545 S *	7/2009	Gaunard	.....	D7/666
D610,880 S *	3/2010	Pallotto	.....	D7/665
D664,011 S *	7/2012	Affonso	.....	D7/665
D699,522 S *	2/2014	Wong	.....	D7/665
D722,804 S *	2/2015	Kay	.....	D7/300.1
D738,168 S *	9/2015	Henry	.....	D7/665
2003/0005832 A1 *	1/2003	Wang	.....	A47J 19/022 100/213
2010/0170406 A1 *	7/2010	Chuang	.....	A47J 19/022 100/126
2011/0219959 A1	9/2011	Hauser		

\* cited by examiner

*Primary Examiner* — Rosemary K Tarcza

*Assistant Examiner* — James Thorn, Sr.

(74) *Attorney, Agent, or Firm* — Lowe Graham Jones PLLC

(57) **CLAIM**

I claim the ornamental design for the citrus juicer, as shown and described.

**DESCRIPTION**

FIG. 1 is a top perspective view of a citrus juicer, showing my new design.

FIG. 2 is a top view of the citrus juicer.

FIG. 3 is a front view of the citrus juicer, the back view being a mirror image.

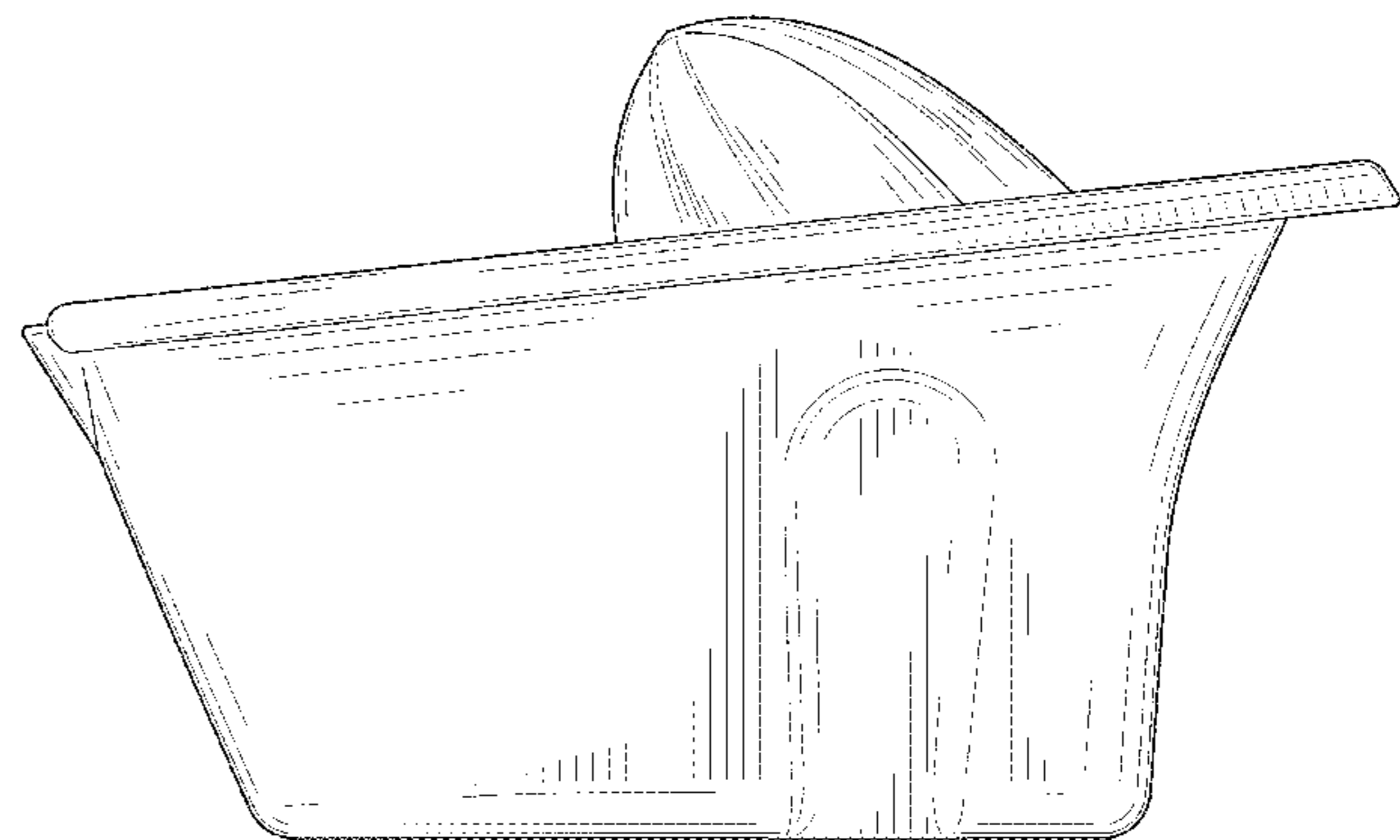
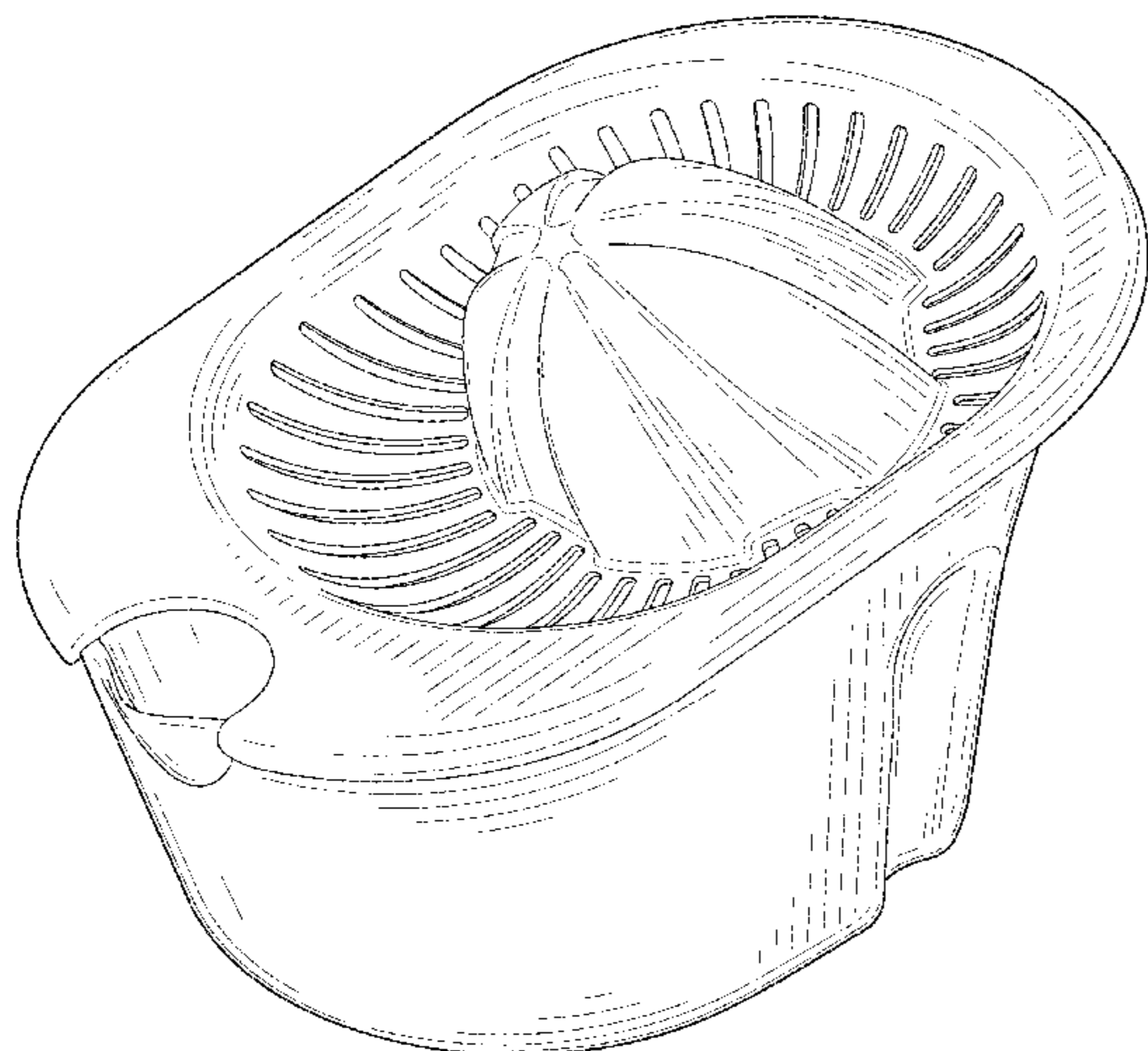
FIG. 4 is a left side view of the citrus juicer.

FIG. 5 is a right side view of the citrus juicer; and,

FIG. 6 is a bottom view of the citrus juicer.

The broken lines shown in the drawings are included for the purpose of illustrating environmental structure and form no part of the claimed design.

**1 Claim, 6 Drawing Sheets**



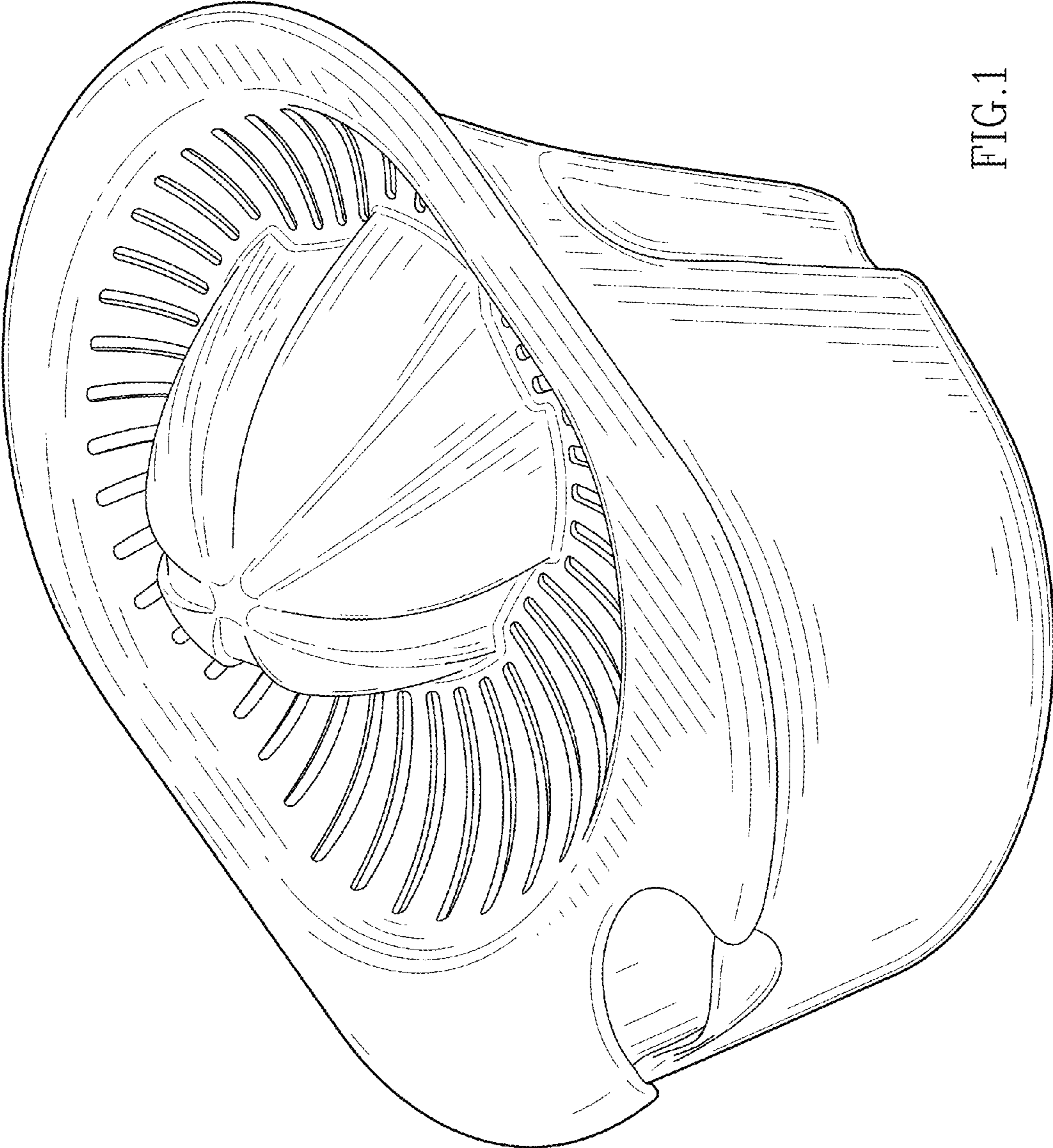


FIG.1

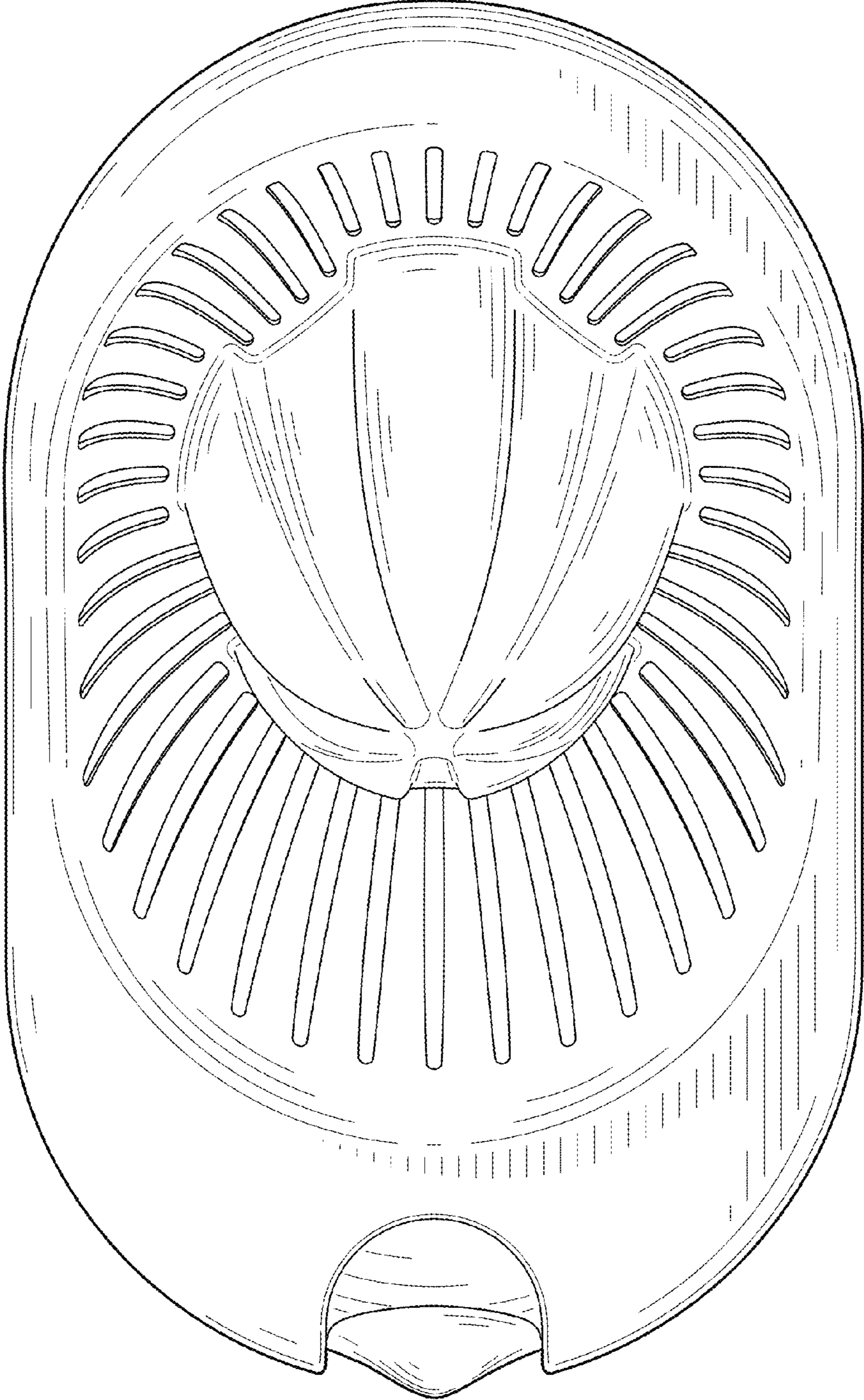


FIG.2

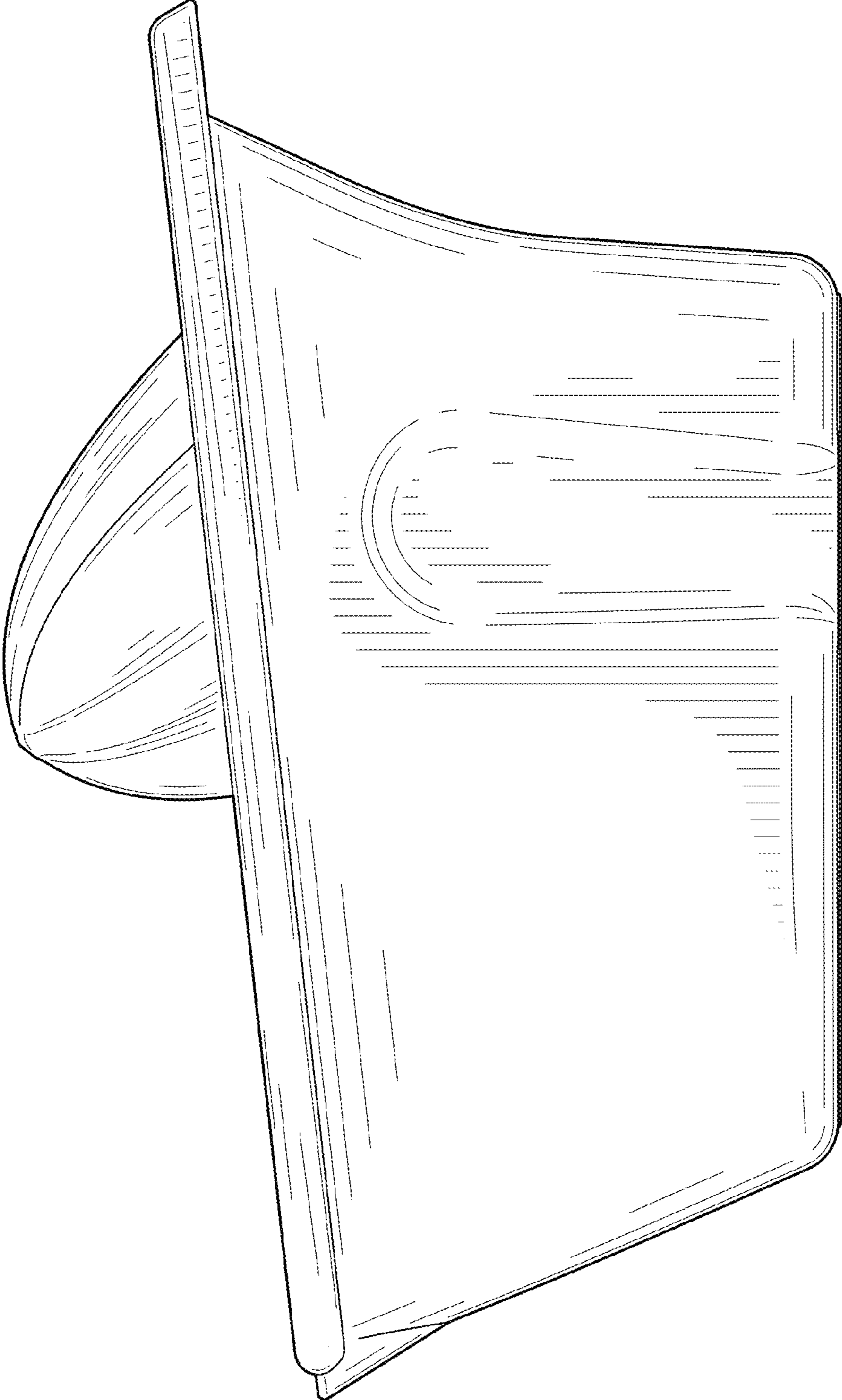


FIG. 3




FIG.4




FIG. 5

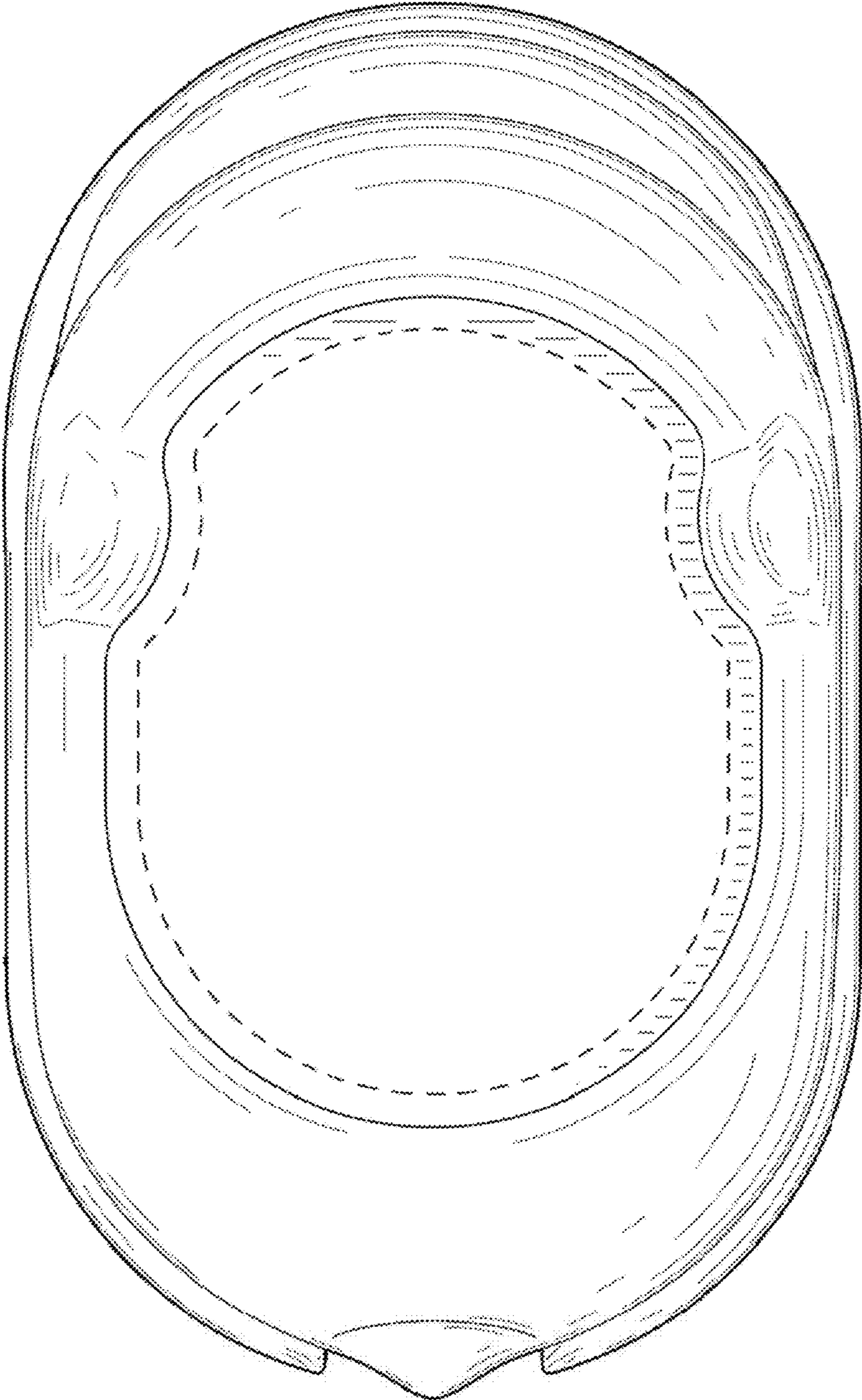


FIG. 6