



US00D757493S

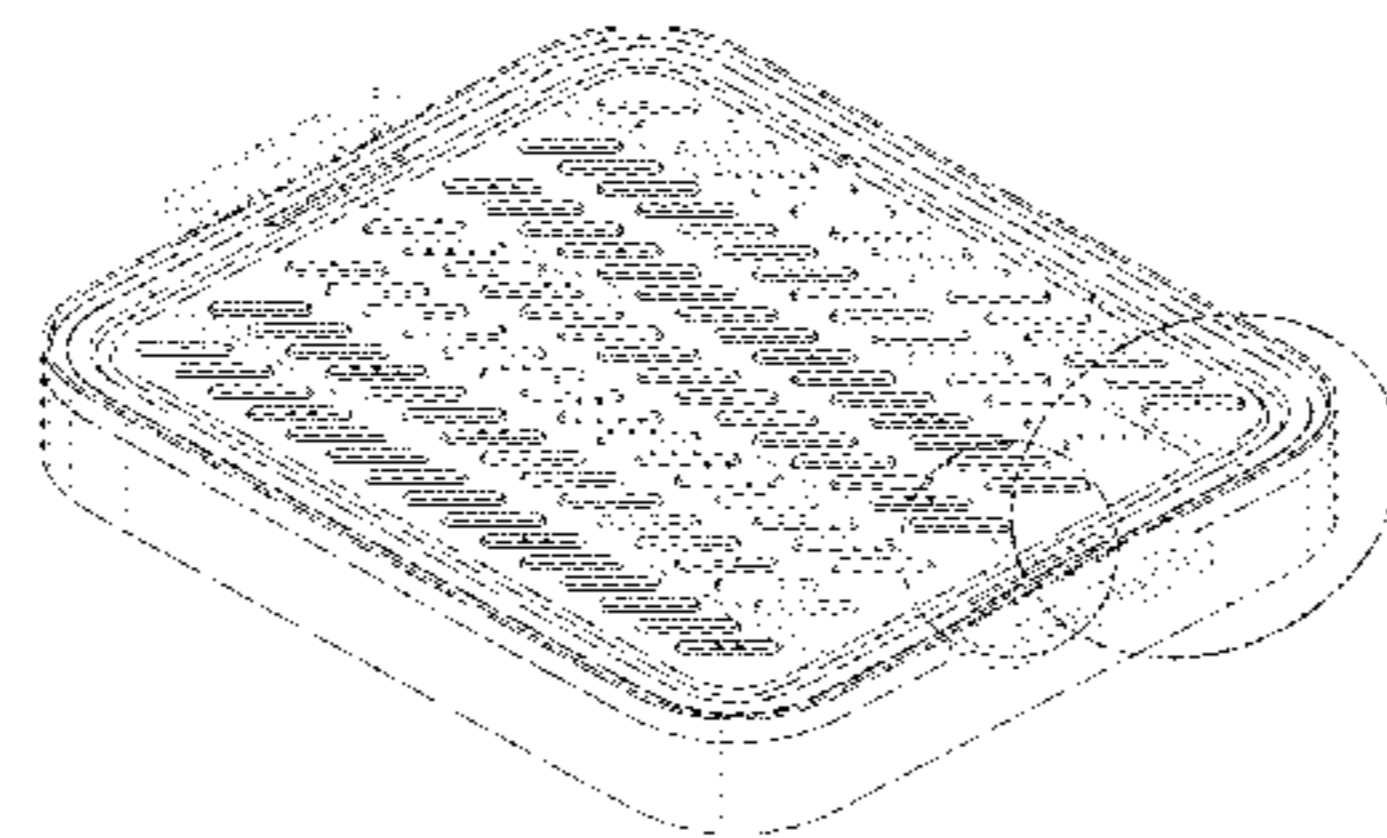
(12) **United States Design Patent**  
**Lee**

(10) **Patent No.:** **US D757,493 S**  
(45) **Date of Patent:** **\*\* May 31, 2016**

- (54) **ELECTRONIC GRILL FOR OVEN**
- (71) Applicant: **Samsung Electronics Co., Ltd.**,  
Suwon-si (KR)
- (72) Inventor: **Soo-Jung Lee**, Kimpo-Si (KR)
- (73) Assignee: **Samsung Electronics Co., Ltd.**,  
Suwon-si (KR)
- (\*\*) Term: **14 Years**
- (21) Appl. No.: **29/496,443**
- (22) Filed: **Jul. 14, 2014**
- (30) **Foreign Application Priority Data**  
Jan. 15, 2014 (KR) ..... 30-2014-0002408
- (51) **LOC (10) Cl.** ..... **07-02**
- (52) **U.S. Cl.**  
USPC ..... **D7/409; D7/352; D7/354; D7/356;**  
**D7/357**
- (58) **Field of Classification Search**  
USPC ..... D6/675; D7/323, 354-363, 402, 409,  
D7/543, 545, 549, 550.1, 553.1-553.8,  
D7/554.1-554.4, 555, 584, 586, 688;  
D9/430-433, 455-456, 737, 756-762  
CPC ..... A21B 3/00; A21B 3/003; A21B 3/13;  
A21B 3/15; A21B 3/134; A21B 5/00; A21B  
5/02; A23L 1/0128; A47J 36/022; A47J  
36/025; A47J 36/027; A47J 37/00; A47J  
37/04; A47J 37/067; A47J 37/0694; A47J  
37/0763; A47J 43/28; A47J 43/284; B65D  
1/22; B65D 1/24; B65D 1/34; B65D 1/36;  
B65D 81/343; B65D 85/36  
See application file for complete search history.

- (56) **References Cited**  
U.S. PATENT DOCUMENTS  
5,400,703 A \* 3/1995 Ashcom ..... A47J 37/00  
99/400  
5,884,555 A \* 3/1999 Chang ..... A47J 37/067  
99/400

(Continued)



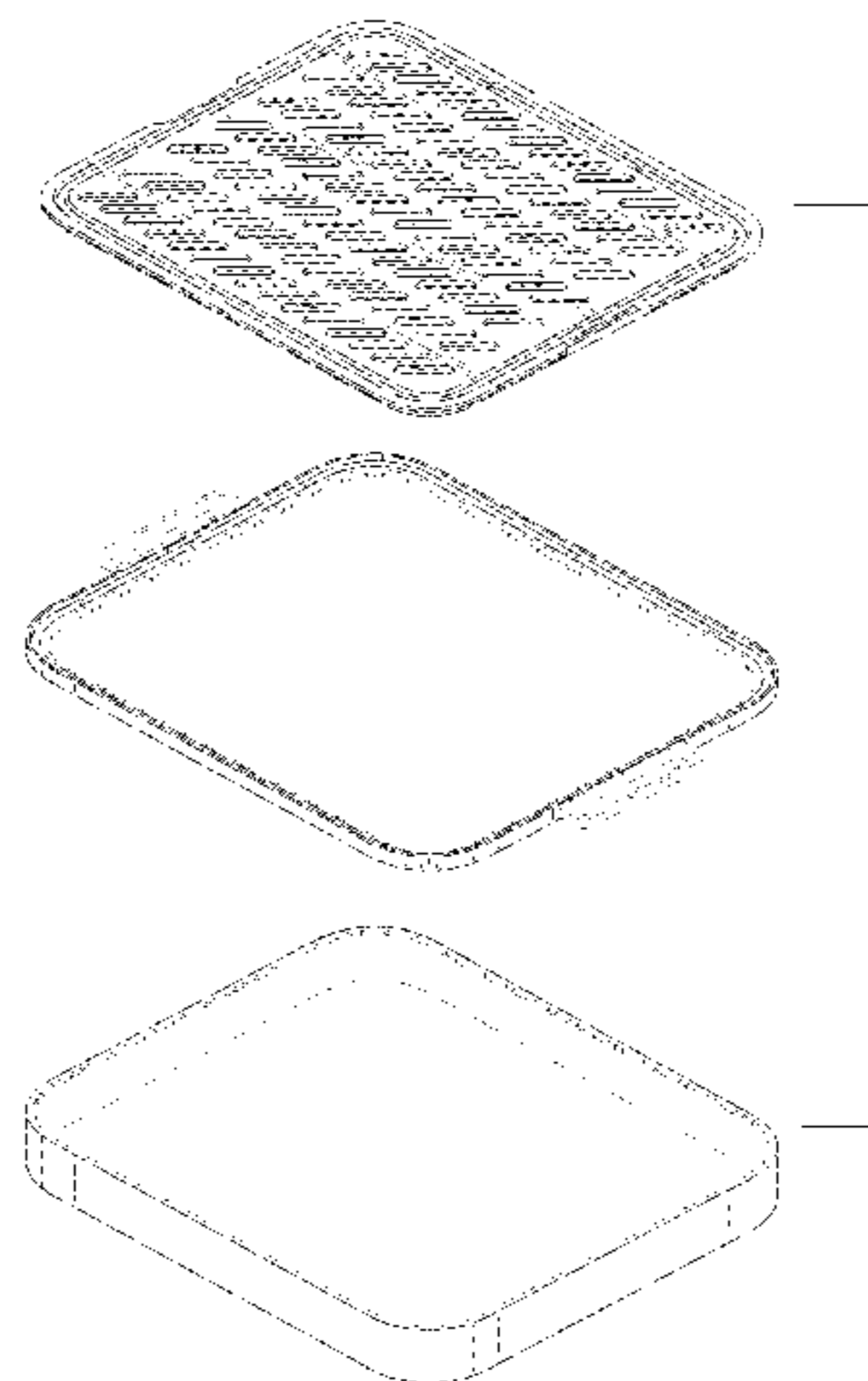
Primary Examiner — Ricky Pham  
(74) Attorney, Agent, or Firm — NSIP Law

(57) **CLAIM**  
I claim the ornamental design for an electronic grill for oven,  
as shown and described.

**DESCRIPTION**

FIG. 1 is a front perspective view of an electronic grill for oven showing my new design;  
FIG. 2 is a front view thereof;  
FIG. 3 is a rear view thereof;  
FIG. 4 is a left-side view thereof;  
FIG. 5 is a right-side view thereof;  
FIG. 6 is a top view thereof;  
FIG. 7 is a bottom view thereof;  
FIG. 8 is a bottom perspective view thereof;  
FIG. 9 is an exploded perspective view thereof;  
FIG. 10 is another front perspective view thereof, in which an oven is provided in broken lines to illustrate an example environment;  
FIG. 11 is an enlarged view of the dot-dot-dash broken line encircled portion in FIG. 1;  
FIG. 12 is an enlarged view of the top portion of the electronic grill for oven; and  
FIG. 13 is an enlarged cross-sectional view of the dot-dot-dash broken line encircled portion in FIG. 1.  
The broken lines in the figures show portions of the electronic grill for oven which form no part of the claimed design.  
The broken line showing of the oven in FIG. 10 is for environmental purposes only and forms no part of the claimed design.  
The dot-dash broken lines represent an unclaimed boundary line and form no part of the claimed design.  
The dot-dot-dash broken lines encircling a portion of the claimed design that is illustrated in the enlargement of FIG. 11 form no part of the claimed design.  
The dot-dot-dash broken lines encircling a portion of the claimed design that is illustrated in the enlarged cross-sectional view of FIG. 13 form no part of the claimed design.

**1 Claim, 11 Drawing Sheets**



(56)

**References Cited**

U.S. PATENT DOCUMENTS

6,135,014 A \* 10/2000 Chang ..... A47J 37/0763  
126/25 R  
D562,589 S \* 2/2008 Mellon ..... D6/300  
7,810,487 B2 \* 10/2010 Johnston ..... A47J 37/0694  
126/152 A  
D644,059 S \* 8/2011 Bodum ..... D7/362

D679,133 S \* 4/2013 Borovicka ..... D7/402  
D697,757 S \* 1/2014 Xin ..... D7/409  
D706,577 S \* 6/2014 Funnell, II ..... D7/354  
D709,727 S \* 7/2014 Cloutier ..... D7/354  
D723,324 S \* 3/2015 Feriola ..... D7/354  
D734,987 S \* 7/2015 Coats ..... D7/359  
2006/0003279 A1 \* 1/2006 Best ..... A23L 1/0128  
431/328

\* cited by examiner

FIG. 1

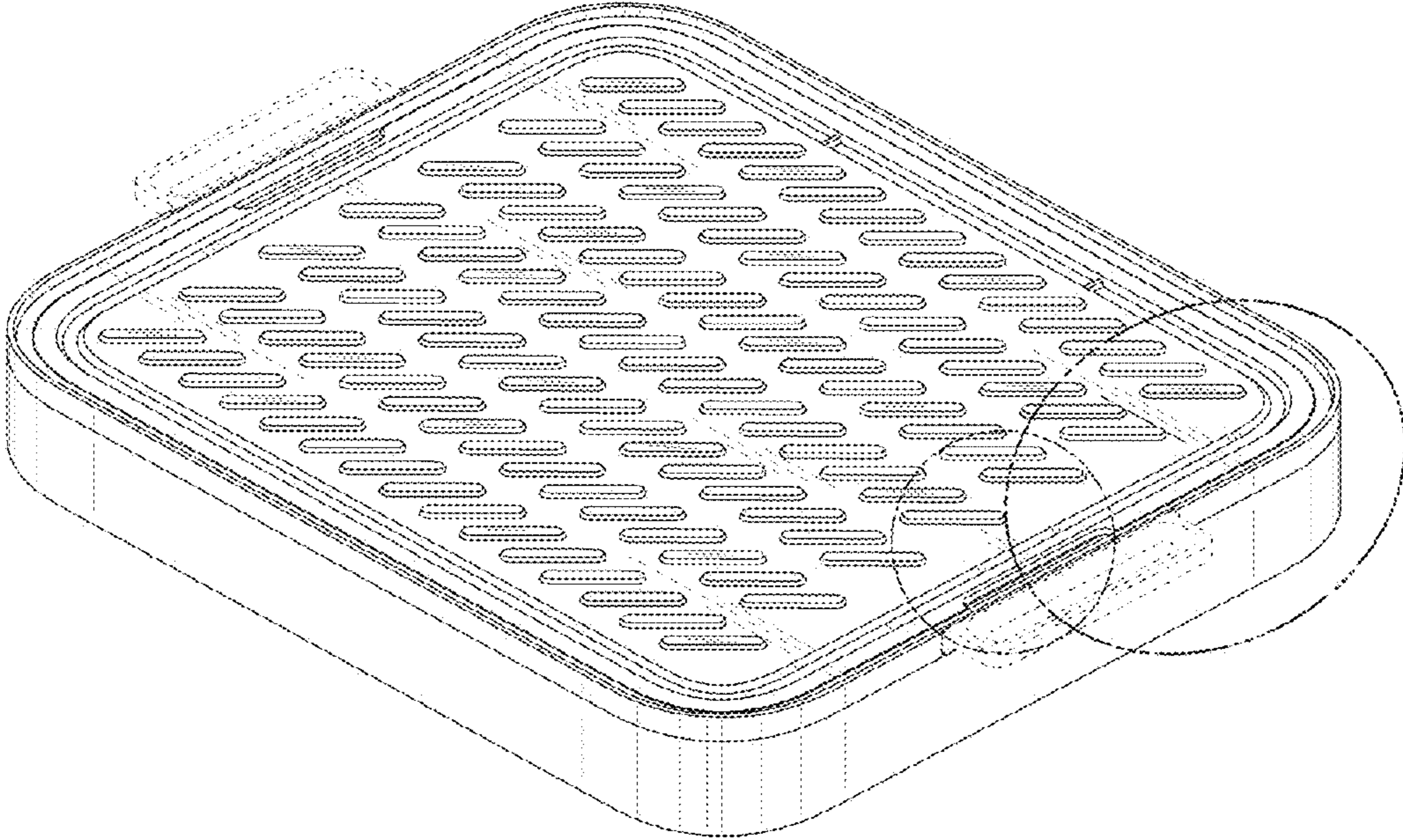


FIG. 2




FIG. 3




FIG. 4




FIG. 5




FIG. 6

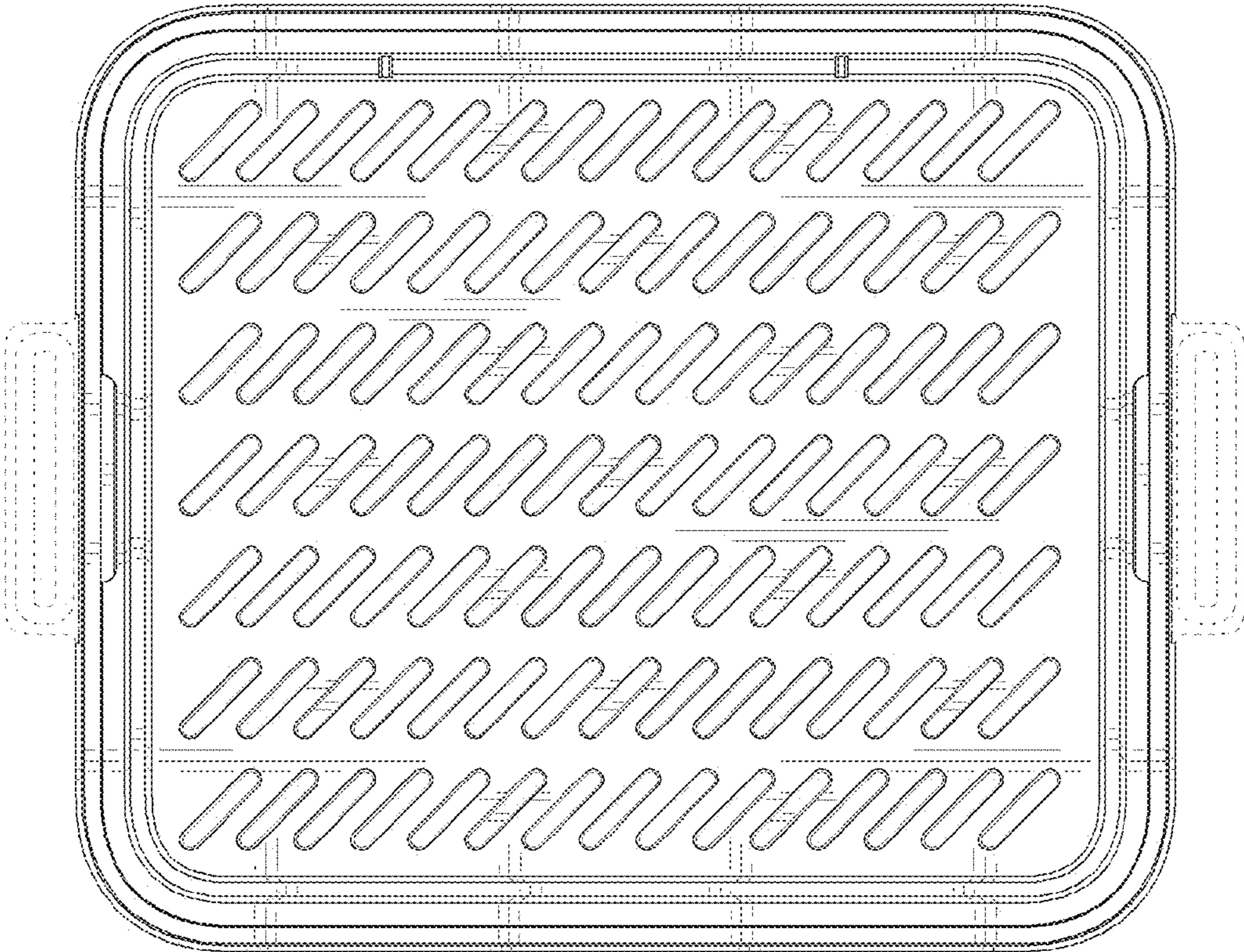


FIG. 7




FIG. 8

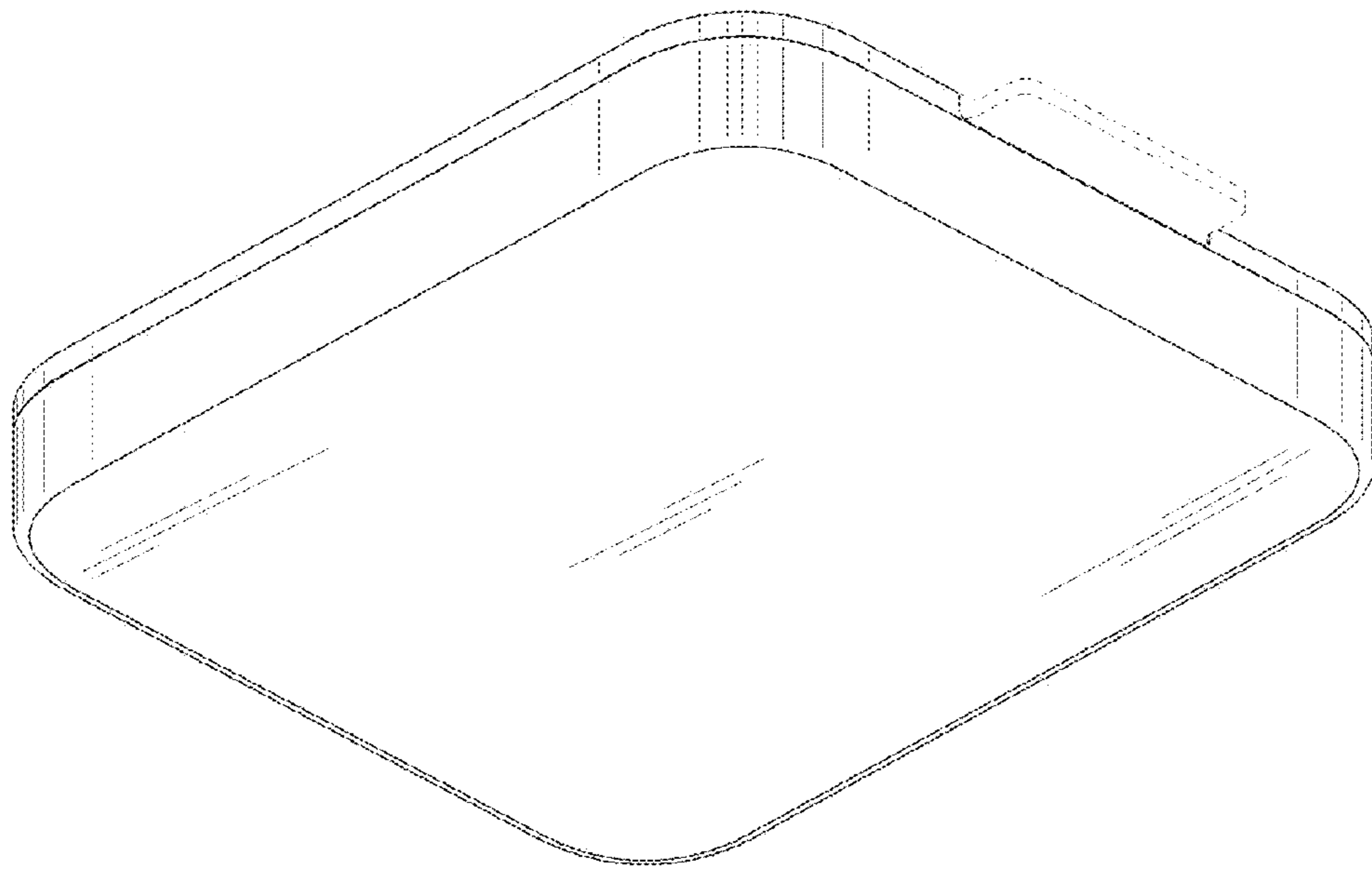




FIG. 9

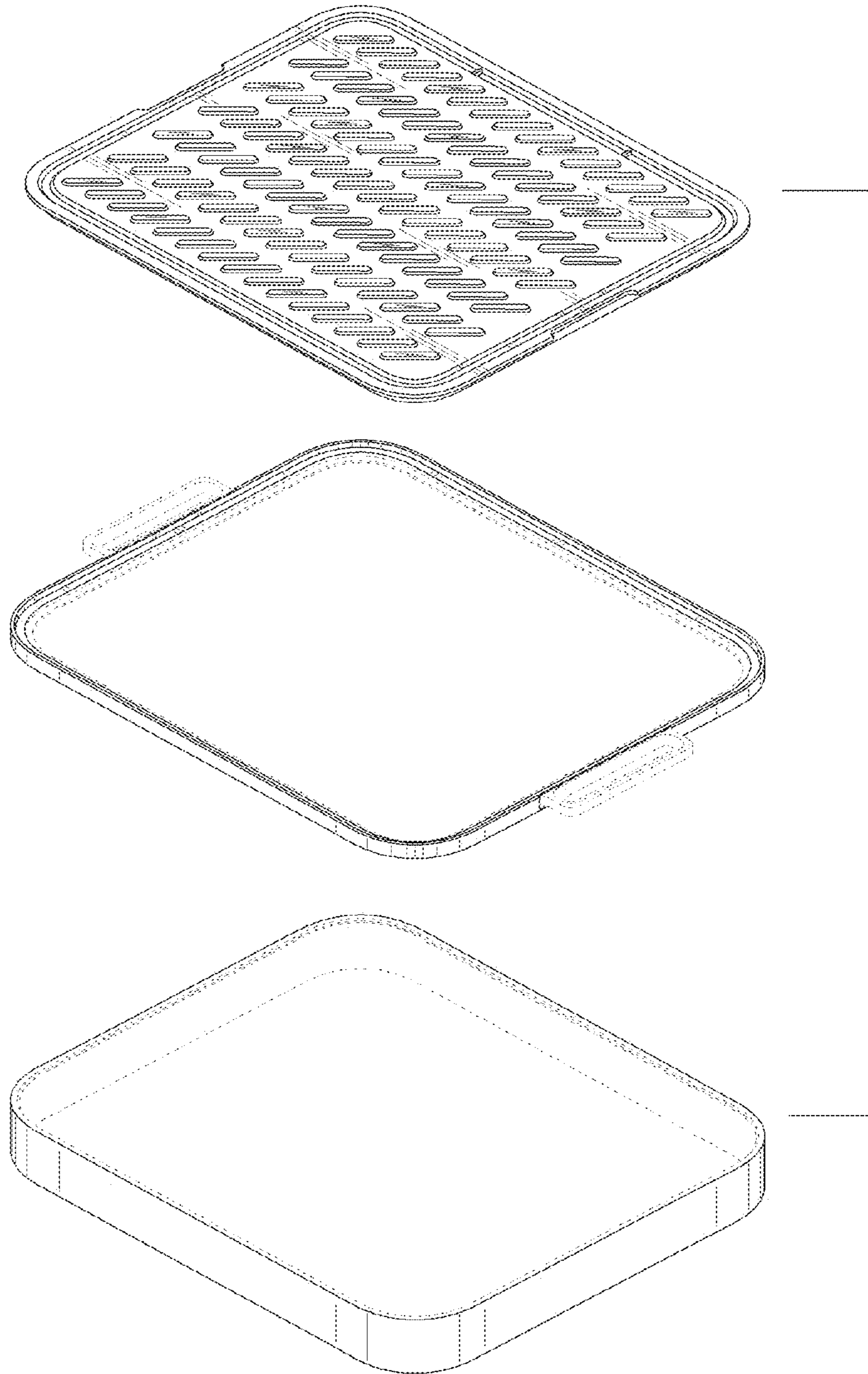


FIG. 10

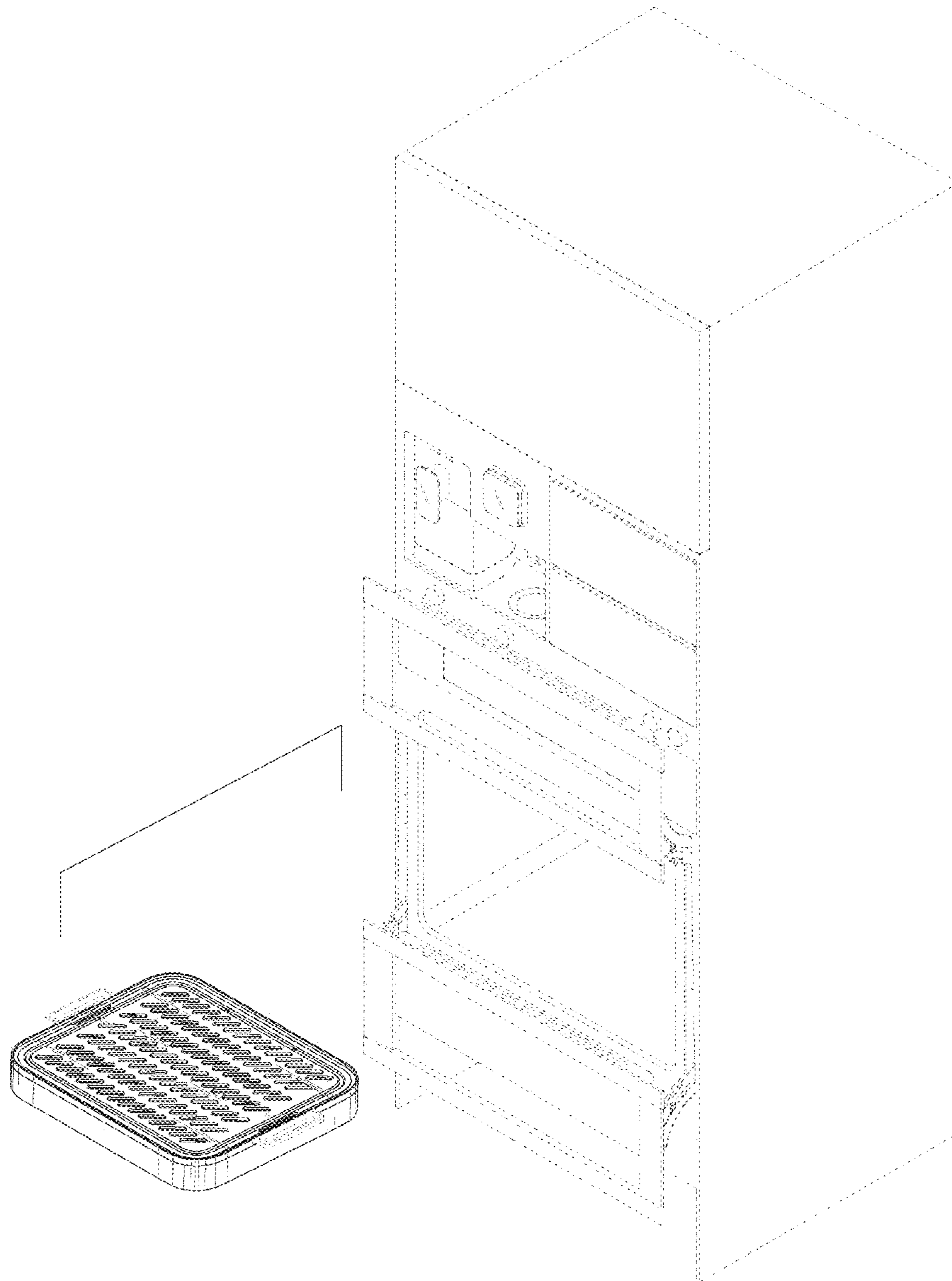


FIG. 11

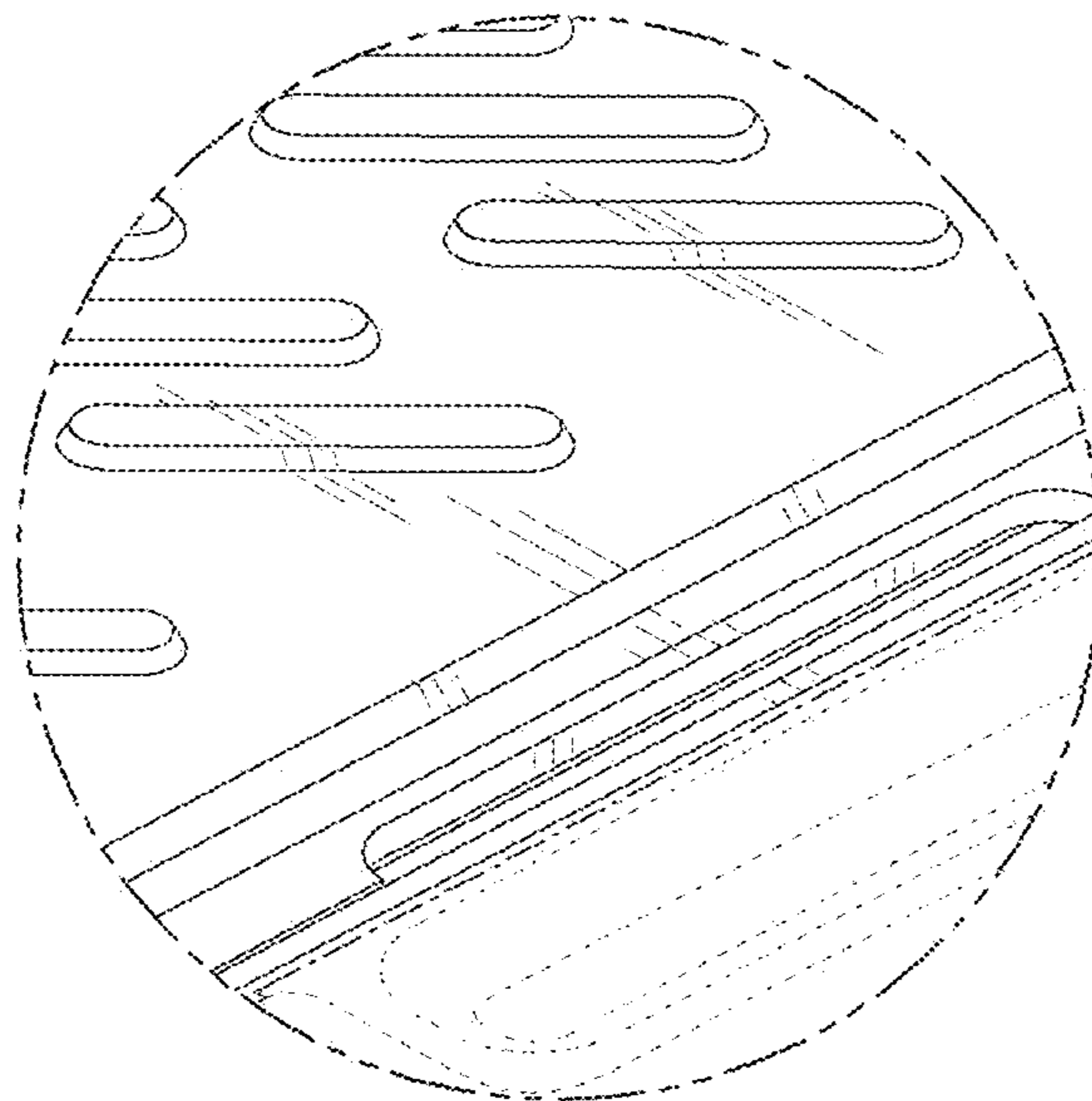


FIG. 12

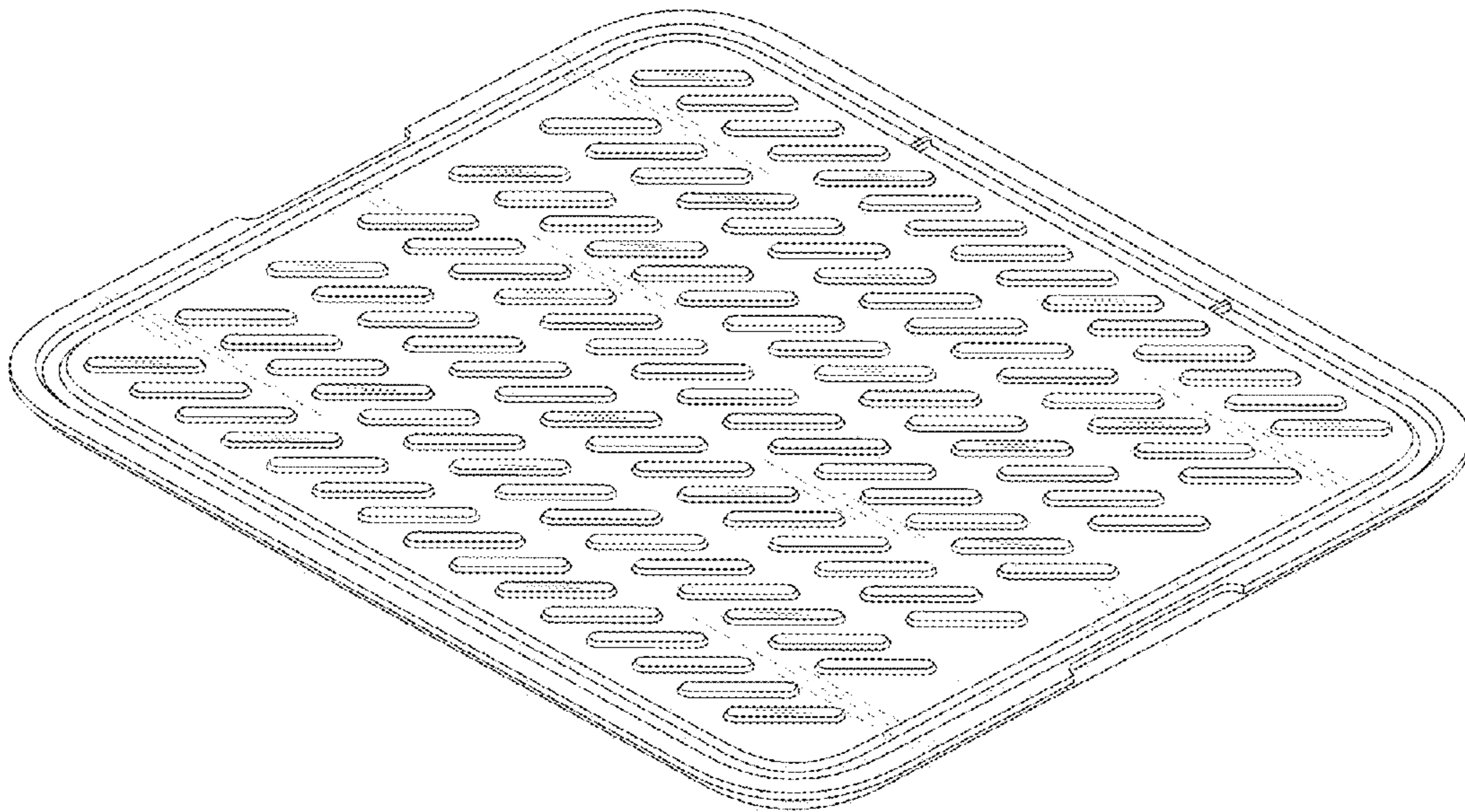


FIG. 13

