



US00D757490S

(12) **United States Design Patent**
Keuhner

(10) **Patent No.:** **US D757,490 S**

(45) **Date of Patent:** **** May 31, 2016**

(54) **BEVERAGE TAP HANDLE WITH BOOTS**

(71) Applicant: **Daily Cellers, LLC**, Chantilly, VA (US)

(72) Inventor: **David M. Keuhner**, Stone Ridge, VA (US)

(**) Term: **14 Years**

(21) Appl. No.: **29/496,627**

(22) Filed: **Jul. 15, 2014**

(51) **LOC (10) Cl.** **31-00**

(52) **U.S. Cl.**
USPC **D7/398**; D7/397

(58) **Field of Classification Search**

USPC D7/397, 398, 213, 313, 393, 395, 515,
D7/539, 300.2, 619.1; D10/119.2, 68;
217/72, 98; 137/317, 318, 319;
222/145.7, 148, 113; D8/107; D6/403,
D6/404; 248/27.8; D2/909, 910, 911, 631;
D11/30, 44, 48, 53, 81, 99, 101, 157,
D11/160; D21/313, 386, 396, 388, 414,
D21/490, 594; D99/21, 22; D4/107;
D3/200, 203.1, 203.2, 203.4, 203.5,
D3/204, 207, 208, 212, 266, 264, 215,
D3/322; D20/22, 19, 23, 28, 40, 43, 44,
D20/99; D5/63; D30/155
CPC B25F 1/02; B25F 5/02; B25F 5/023;
B25F 5/026; B65D 5/46; B65D 47/24; B65D
47/2093; F16K 23/00

See application file for complete search history.

(56) **References Cited**

U.S. PATENT DOCUMENTS

D131,315 S * 2/1942 Zimmerman D11/149
D232,748 S * 9/1974 Pratt D21/388
D264,416 S * 5/1982 Urda et al. D7/515

D282,890 S * 3/1986 Satterfield D7/515
D447,322 S * 9/2001 Auberry D2/912
D449,435 S * 10/2001 Johnson et al. D2/970
D567,024 S * 4/2008 Yeh D7/515
D677,988 S * 3/2013 Eubank D7/515
D687,219 S * 8/2013 Anderson D2/970
D693,644 S * 11/2013 Stollsteimer et al. D7/515
D707,427 S * 6/2014 Barker D2/911
D721,923 S * 2/2015 Reetz et al. D7/515
D728,907 S * 5/2015 Della Valle et al. D2/935

* cited by examiner

Primary Examiner — Marianne Pandozzi

Assistant Examiner — Jae Liang

(74) *Attorney, Agent, or Firm* — Polsinelli PC; Adam C. Rehm

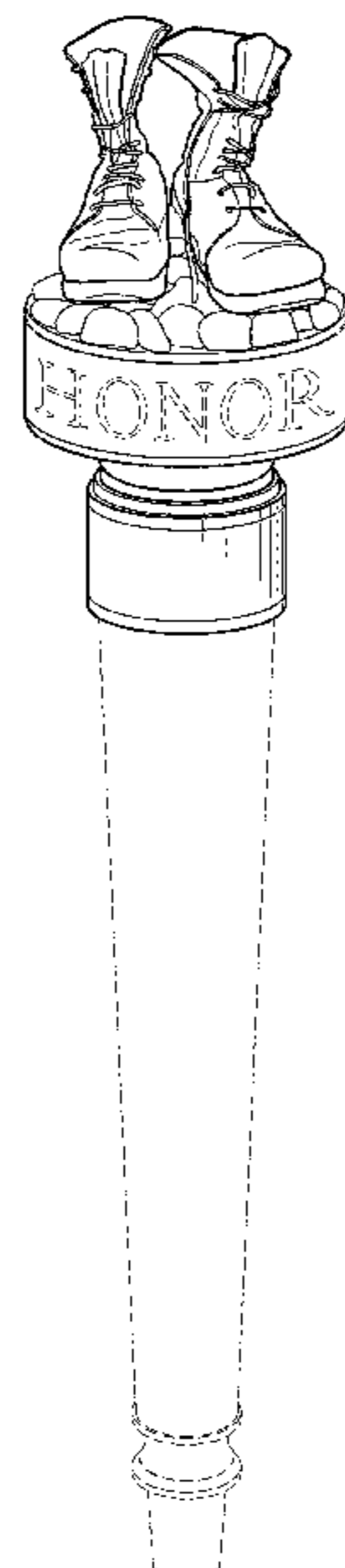
(57) **CLAIM**

The ornamental design for a beverage tap handle with boots, as shown and described.

DESCRIPTION

FIG. 1 is a perspective view of a beverage tap handle with boots showing my new design;
FIG. 2 is a front view of the beverage tap handle with boots shown in FIG. 1;
FIG. 3 is a left side view of the beverage tap handle with boots shown in FIG. 1;
FIG. 4 is a rear view of the beverage tap handle with boots shown in FIG. 1;
FIG. 5 is a right side view of the beverage tap handle with boots shown in FIG. 1;
FIG. 6 is a top plan view of the beverage tap handle with boots shown in FIG. 1; and,
FIG. 7 is a bottom view of the beverage tap handle with boots shown in FIG. 1.
In the drawings, the broken lines depict unclaimed subject matter and form no part of the claimed design.

1 Claim, 4 Drawing Sheets



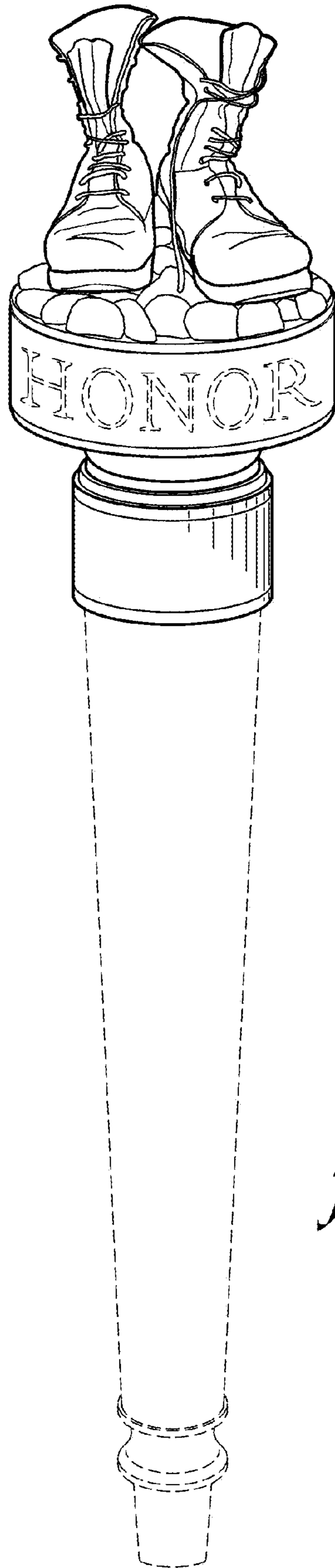


Fig. 1

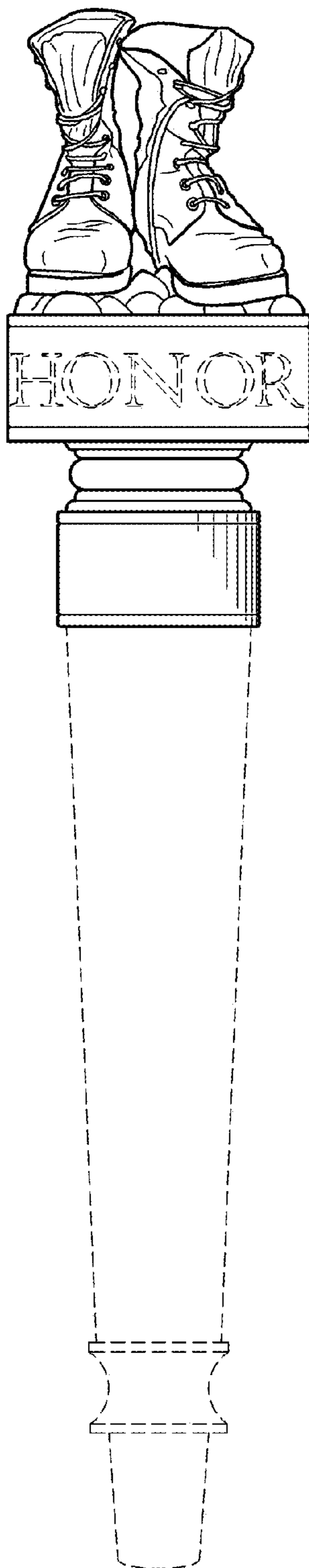


Fig. 2

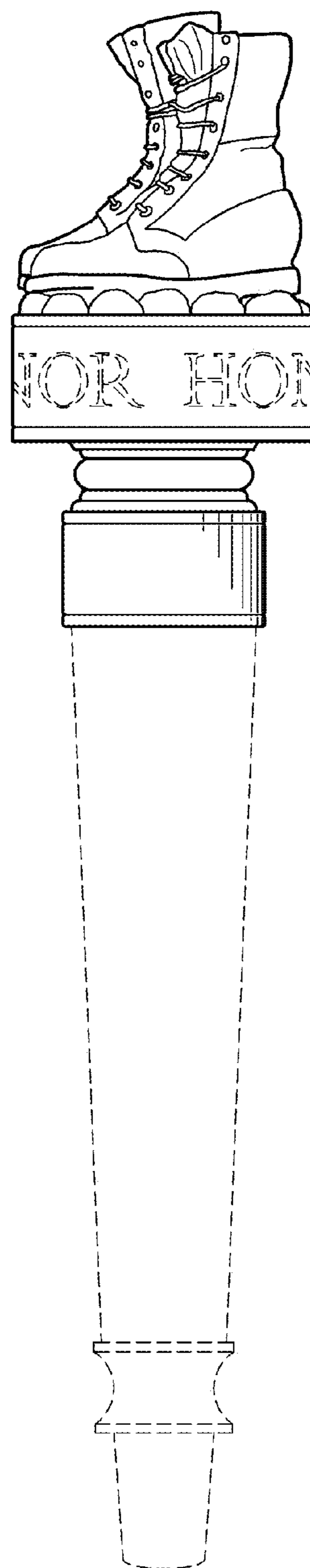


Fig. 3

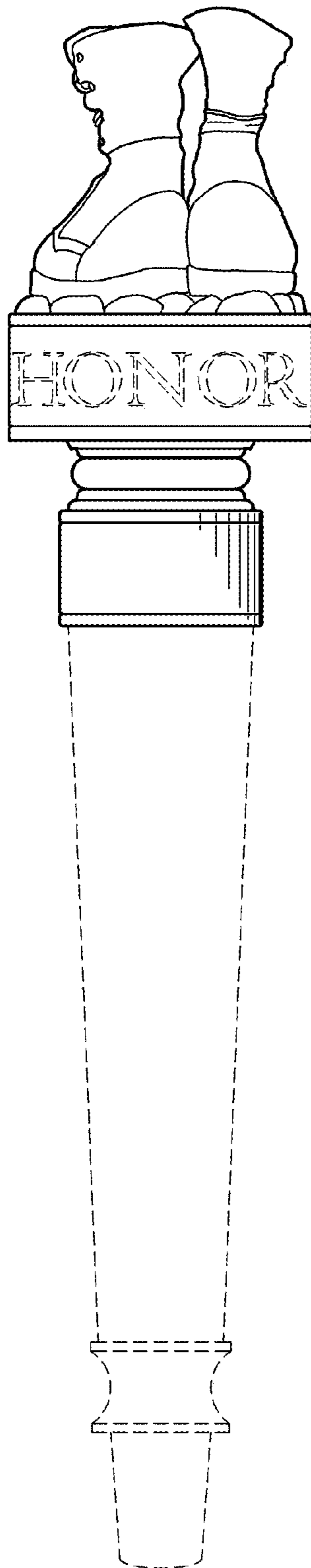


Fig. 4

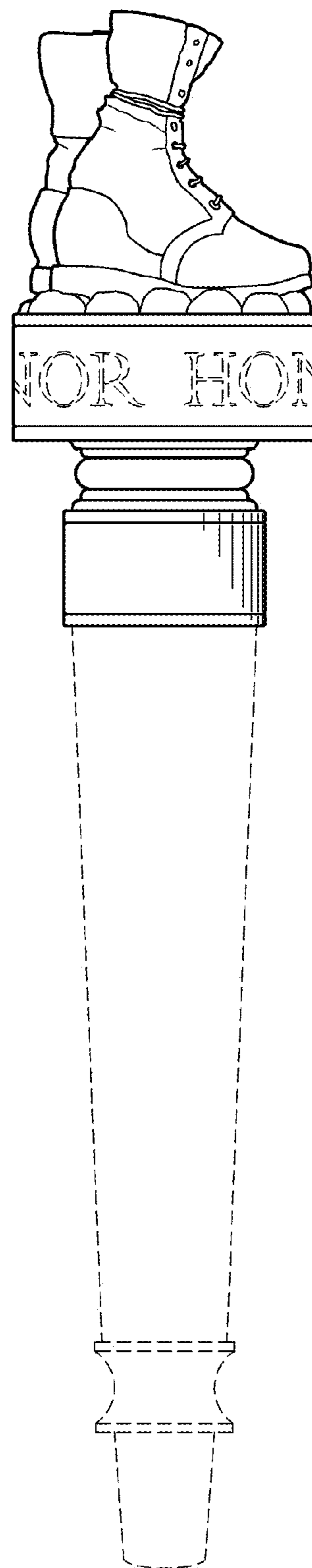


Fig. 5



Fig. 6

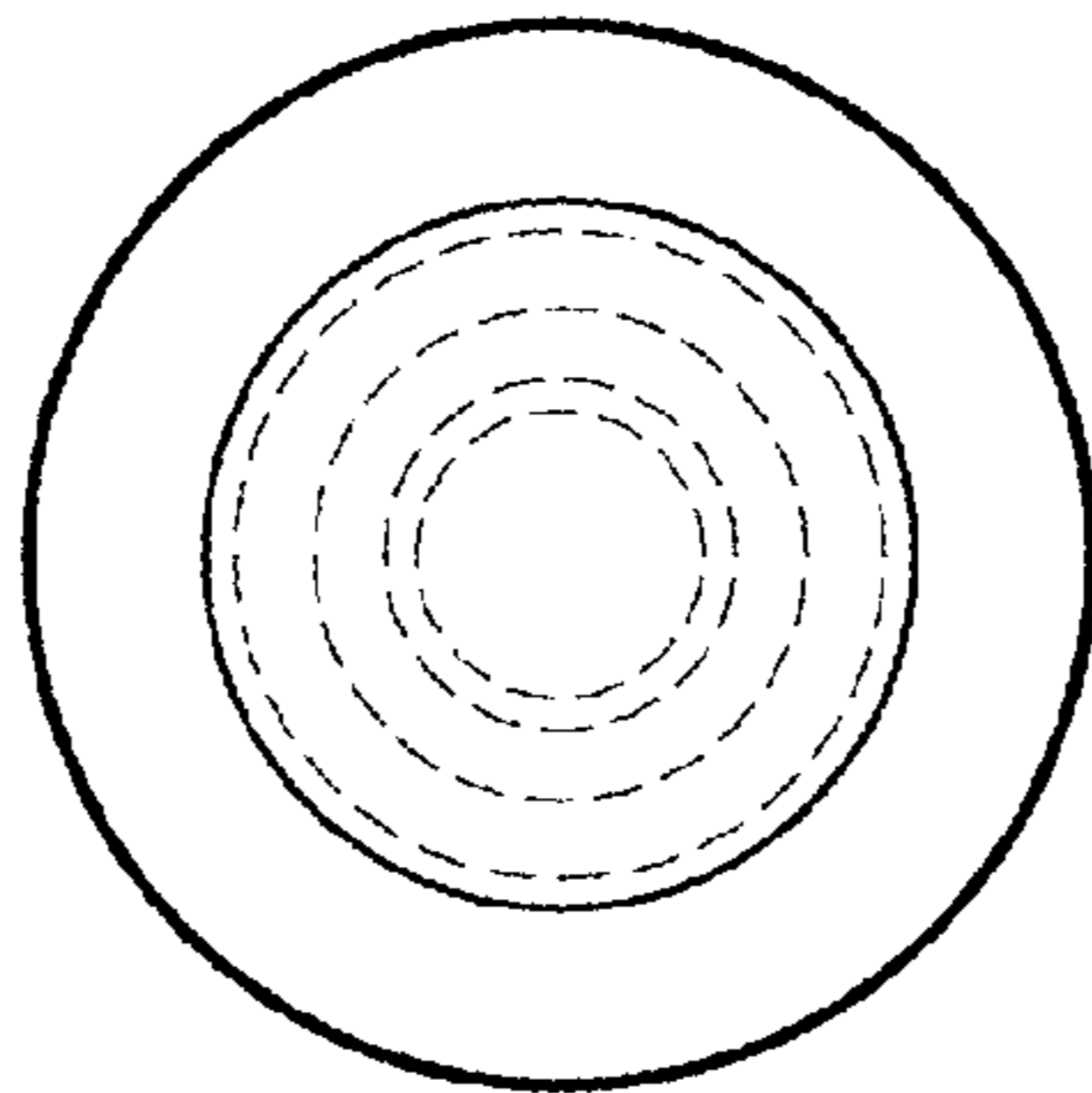


Fig. 7