



US00D757478S

(12) **United States Design Patent**  
**Bandixen et al.**

(10) **Patent No.:** **US D757,478 S**  
(45) **Date of Patent:** **\*\* May 31, 2016**

- (54) **BEVERAGE DISPENSER**
- (71) Applicant: **BUNN-O-MATIC CORPORATION**,  
Springfield, IL (US)
- (72) Inventors: **Mark W. Bandixen**, Springfield, IL  
(US); **Donald E. Wiley**, Springfield, IL  
(US)
- (73) Assignee: **Bunn-O-Matic Corporation**,  
Springfield, IL (US)
- (\*\*) Term: **14 Years**
- (21) Appl. No.: **29/523,217**
- (22) Filed: **Apr. 7, 2015**
- (51) **LOC (10) Cl.** ..... **07-01**
- (52) **U.S. Cl.**  
USPC ..... **D7/306; D7/311**
- (58) **Field of Classification Search**  
USPC ..... D7/306-311, 305, 300; 99/279, 284,  
99/290, 280, 299, 307, 297  
CPC ..... A47J 31/44; A47J 31/00; A47J 31/46;  
A47J 31/10; B67D 1/06  
See application file for complete search history.

- D265,653 S \* 8/1982 Arzberger ..... D7/311
- D267,325 S \* 12/1982 Zimmerman ..... D7/309
- D274,400 S \* 6/1984 Muller ..... D7/309
- D291,766 S \* 9/1987 Steinkamp ..... D7/309
- D301,193 S \* 5/1989 Schechter ..... D7/308
- 5,232,129 A \* 8/1993 Guerra ..... B67D 1/06  
137/375
- D359,412 S \* 6/1995 Minh ..... D7/307
- D571,097 S \* 6/2008 Della Valle ..... D2/946
- D685,600 S \* 7/2013 White ..... D7/309
- D686,863 S \* 7/2013 Chen ..... D7/305
- D700,607 S \* 3/2014 Cederstrom ..... D14/420
- D702,237 S \* 4/2014 Oberpriller ..... D14/420
- D739,677 S \* 9/2015 Du ..... D7/309

\* cited by examiner

*Primary Examiner* — Marianne Pandozzi  
(74) *Attorney, Agent, or Firm* — Barnes & Thornburg LLP

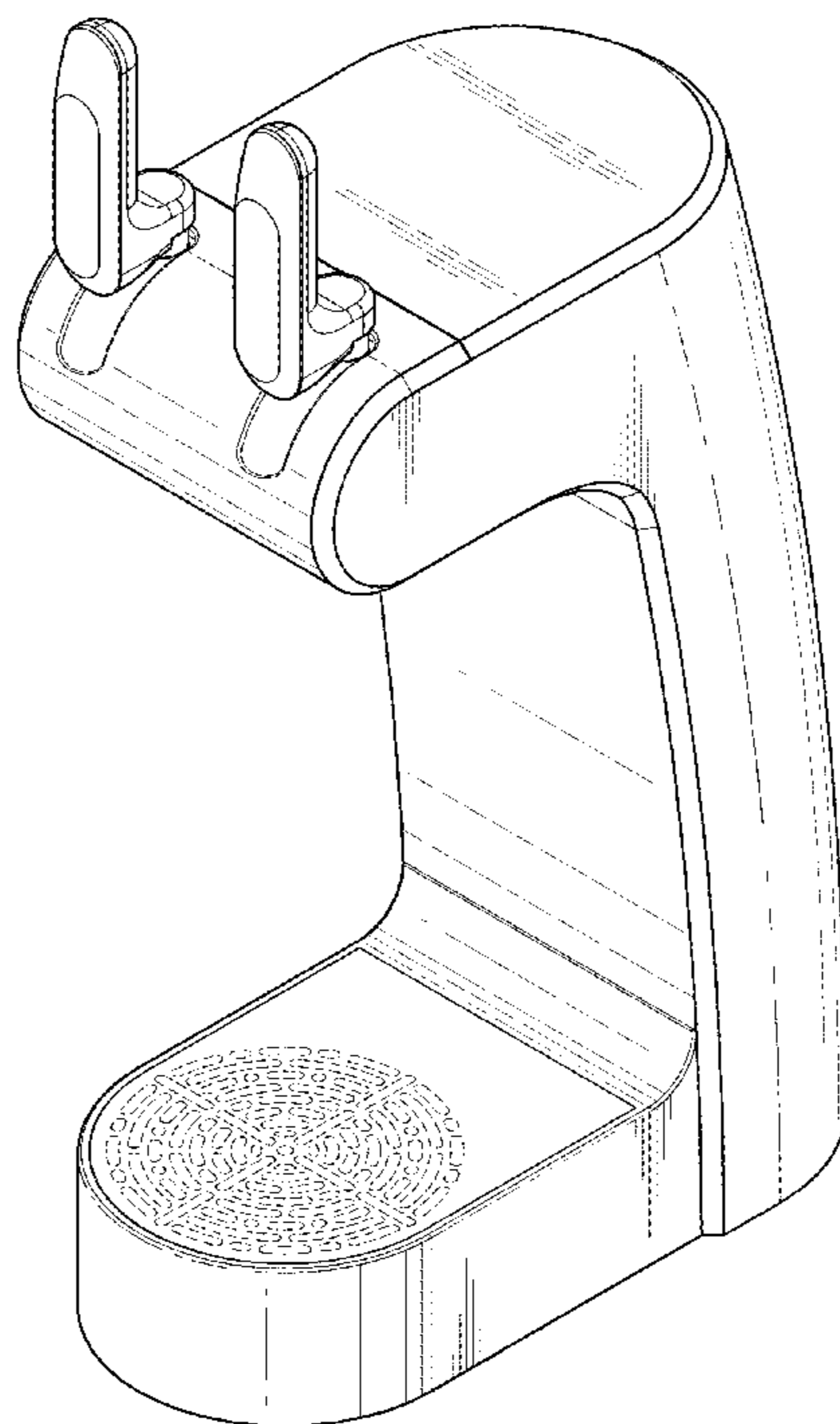
(57) **CLAIM**  
What is claimed is the ornamental design for a beverage dispenser, as shown and described.

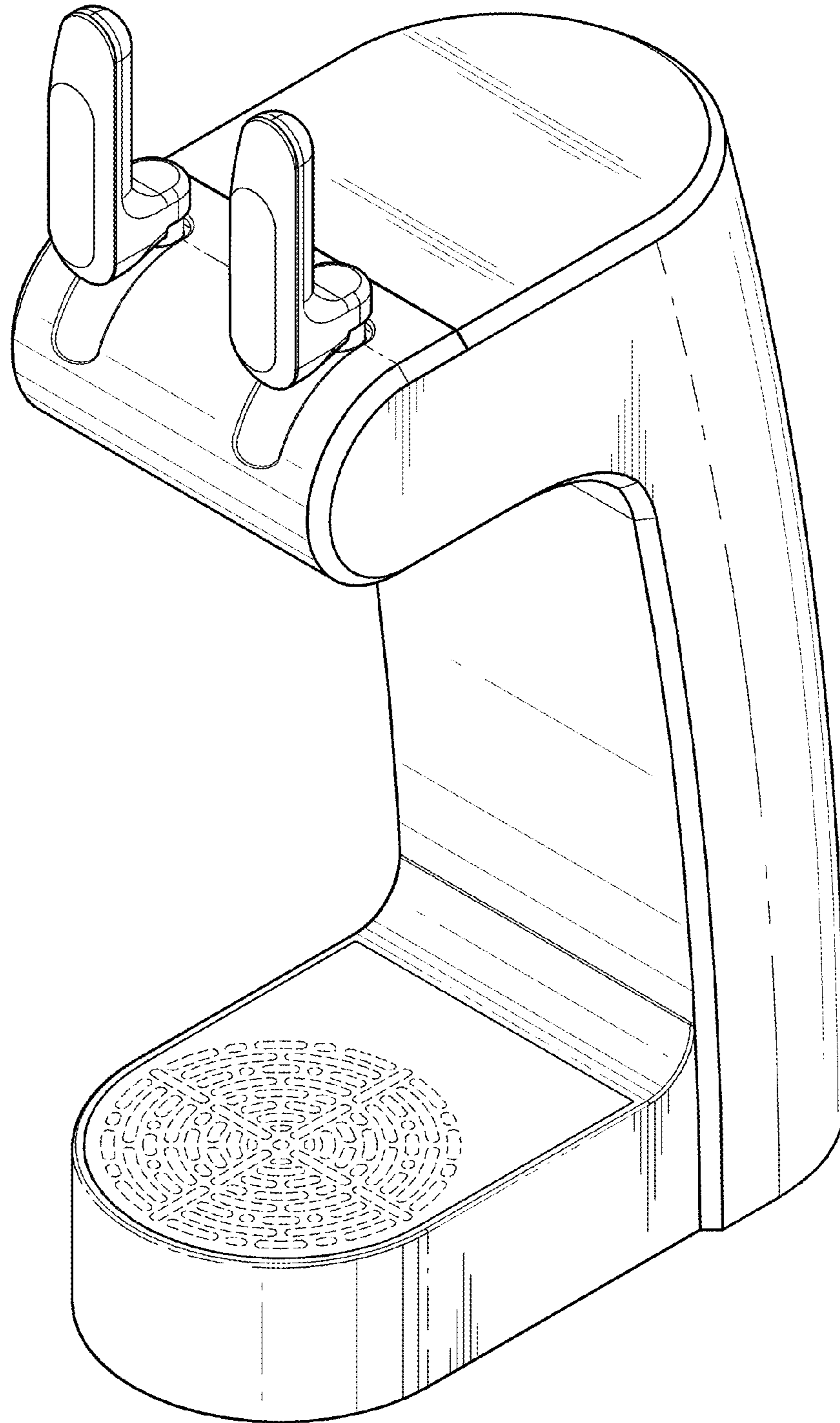
**DESCRIPTION**

FIG. 1 is a perspective view of the beverage dispenser; FIG. 2 is a front elevational view thereof; FIG. 3 is a left side elevational view thereof; FIG. 4 is a right side elevational view thereof; FIG. 5 is a rear elevational view thereof; FIG. 6 is a top plan view thereof; and, FIG. 7 is a bottom plan view thereof. The broken lines depict portions of the beverage dispenser that form no part of the claimed design.

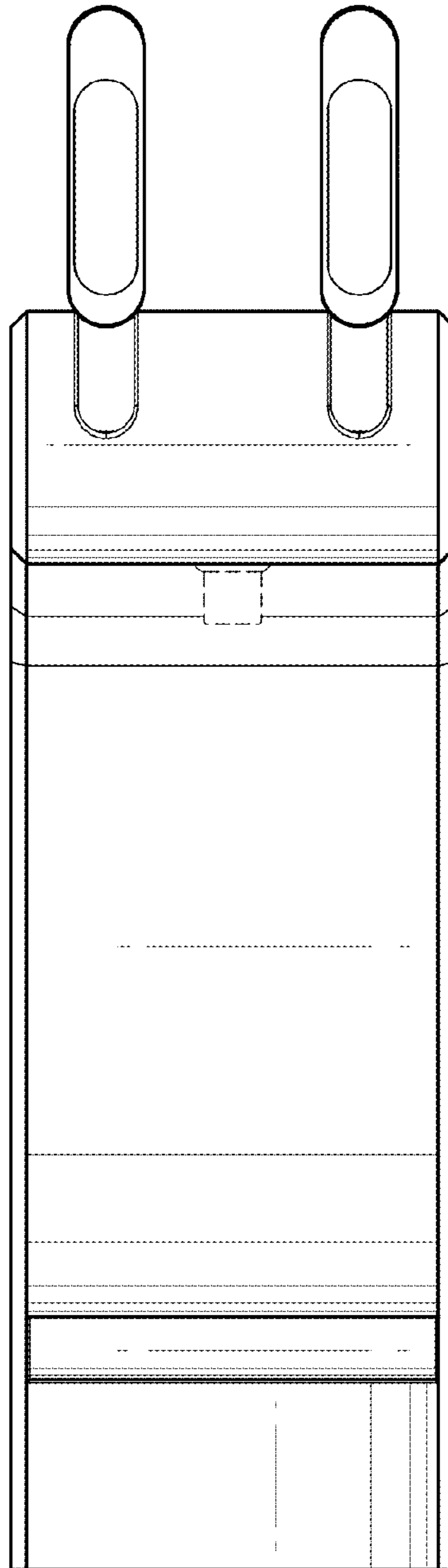
**1 Claim, 7 Drawing Sheets**

- (56) **References Cited**  
U.S. PATENT DOCUMENTS  
D244,824 S \* 6/1977 Bluestein ..... D7/309  
D257,732 S \* 12/1980 Klawitter ..... D21/525  
4,264,019 A \* 4/1981 Roberts ..... B67D 1/0412  
222/105

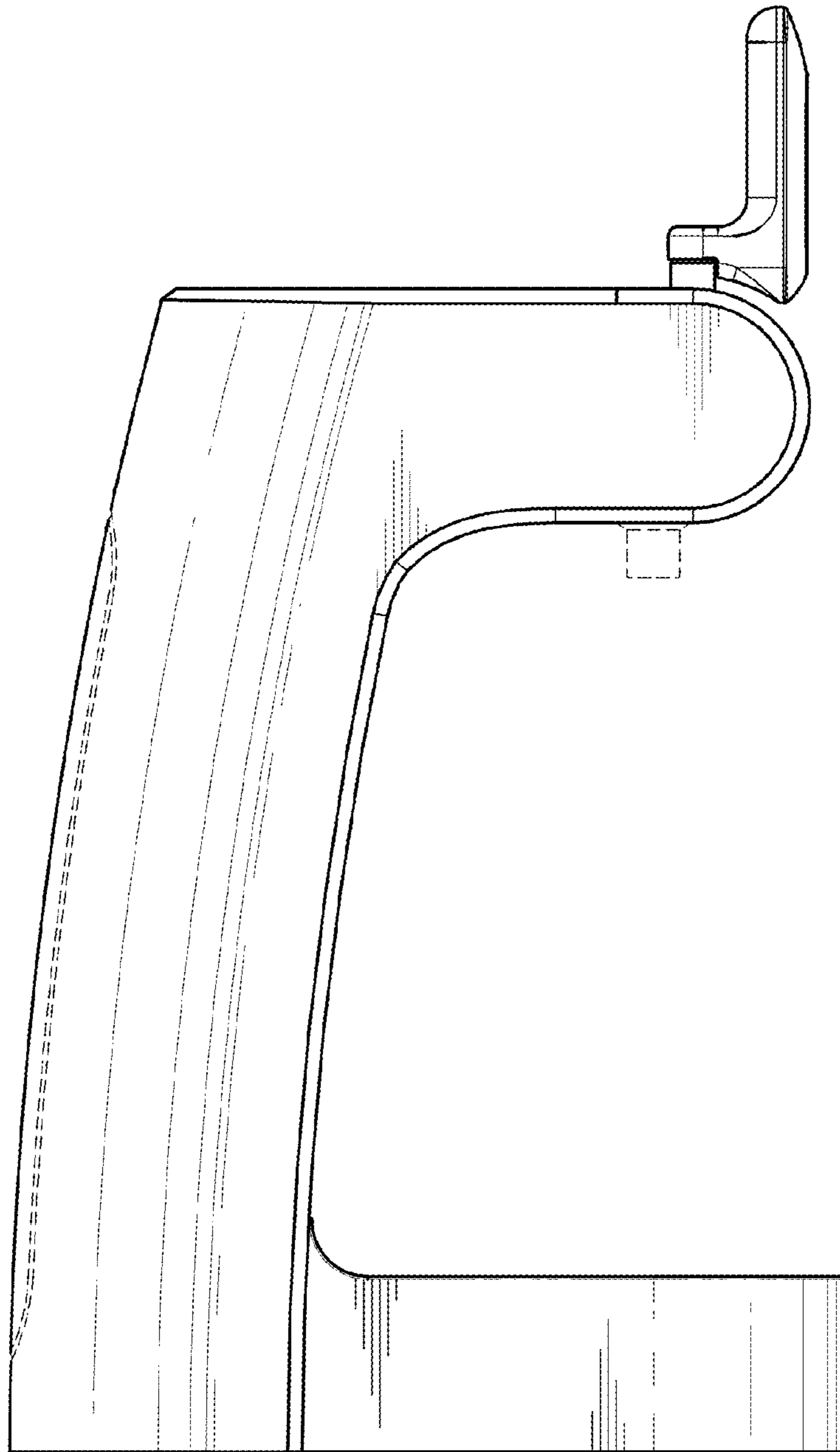




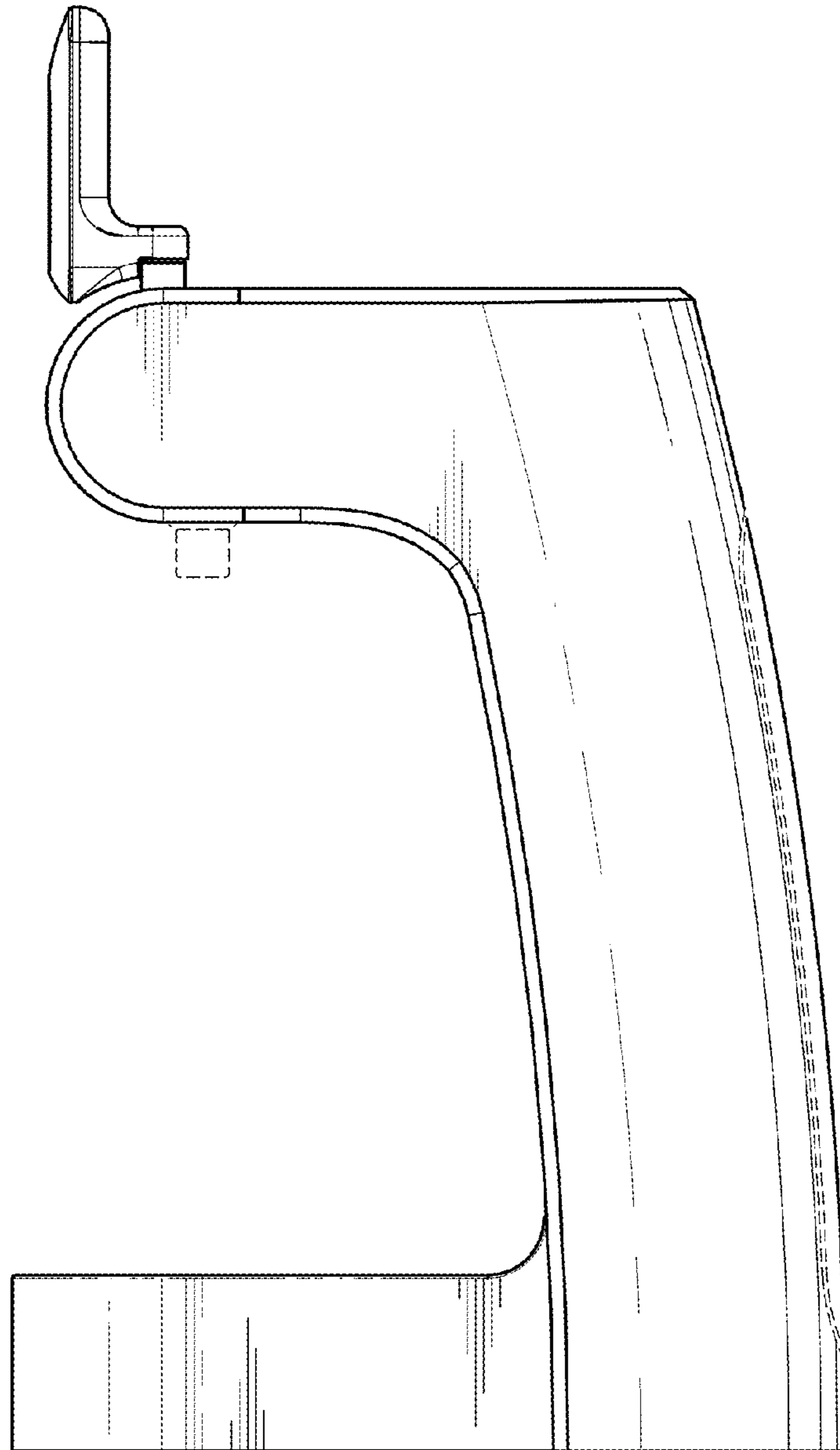
*FIG. 1*



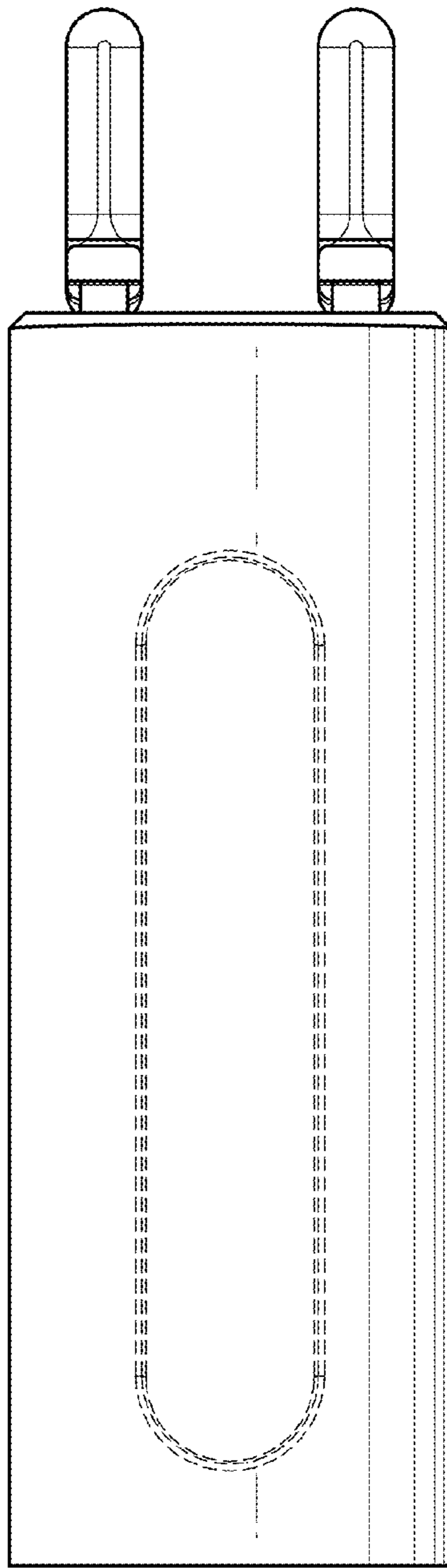
*FIG. 2*




*FIG. 3*



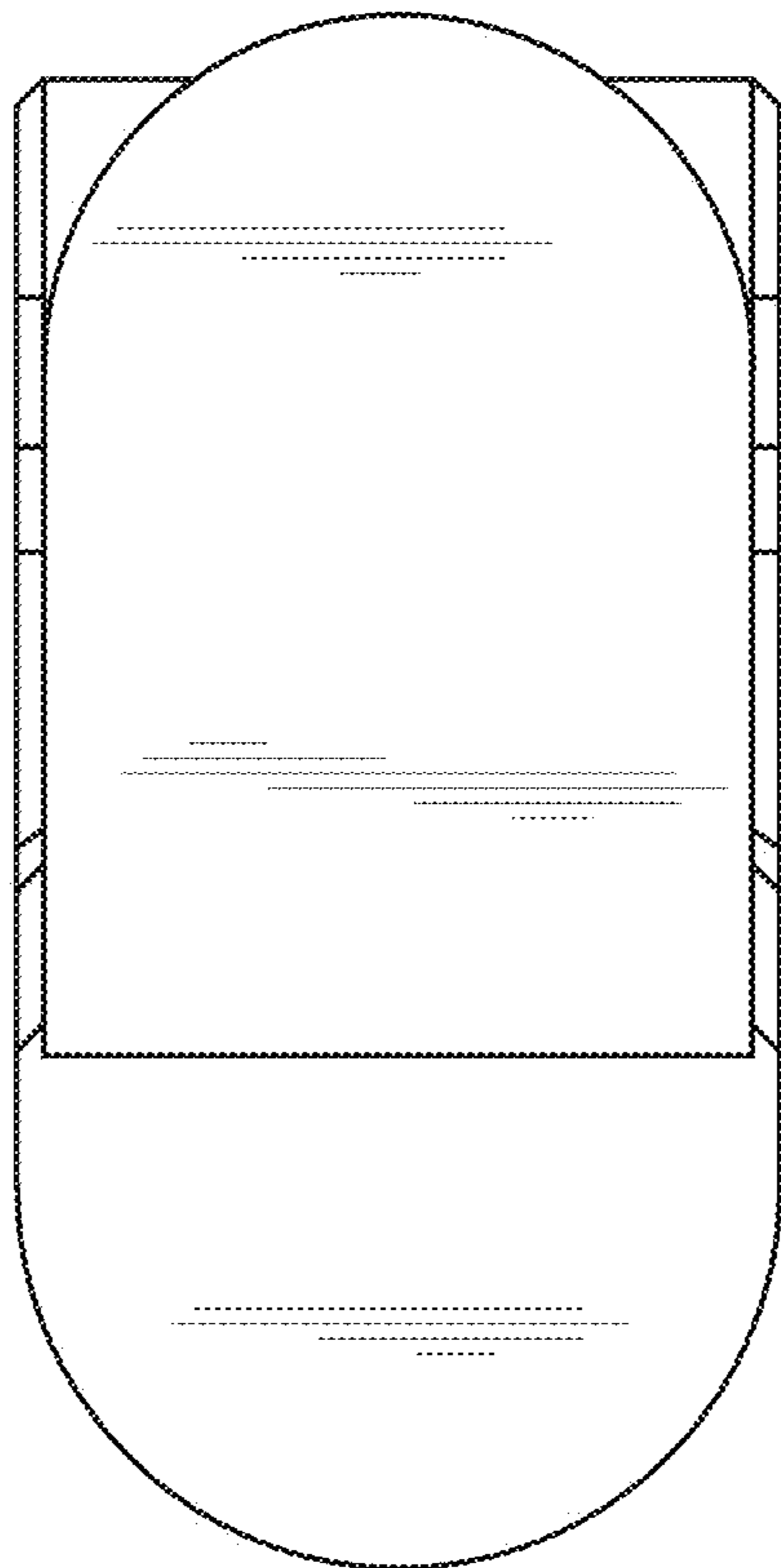
*FIG. 4*



*FIG. 5*



*FIG. 6*



*FIG. 7*