

US00D757473S

(12) **United States Design Patent**  
**Thompson**

(10) **Patent No.:** **US D757,473 S**

(45) **Date of Patent:** **\*\* May 31, 2016**

(54) **TABLE**

(71) Applicant: **Mahdi Thompson**, Westfield, IN (US)

(72) Inventor: **Mahdi Thompson**, Westfield, IN (US)

(\*\*) Term: **14 Years**

(21) Appl. No.: **29/496,498**

(22) Filed: **Jul. 14, 2014**

(51) **LOC (10) Cl.** ..... **06-03**

(52) **U.S. Cl.**  
USPC ..... **D6/691.4**

(58) **Field of Classification Search**

USPC ..... D6/708, 708.16, 691, 691.6, 692, 692.4,  
D6/691.4, 692.3, 708.17

CPC ..... A47B 13/00; A47B 13/02; A47B 13/06;  
A47B 13/021; A47B 2200/0011; A47B  
2200/0016; A47B 7/00

See application file for complete search history.

(56) **References Cited**

U.S. PATENT DOCUMENTS

D242,681 S \* 12/1976 Thomas ..... D6/691  
D616,227 S \* 5/2010 Dordoni ..... D6/691.4  
D647,334 S \* 10/2011 Ernst ..... D6/691.4

\* cited by examiner

*Primary Examiner* — Janice Seeger

(74) *Attorney, Agent, or Firm* — C. John Brannon; Brannon  
Sowers & Cracraft PC

(57) **CLAIM**

The ornamental design for a table, as shown and described.

**DESCRIPTION**

FIG. 1 is a front perspective view of a table showing my new design.

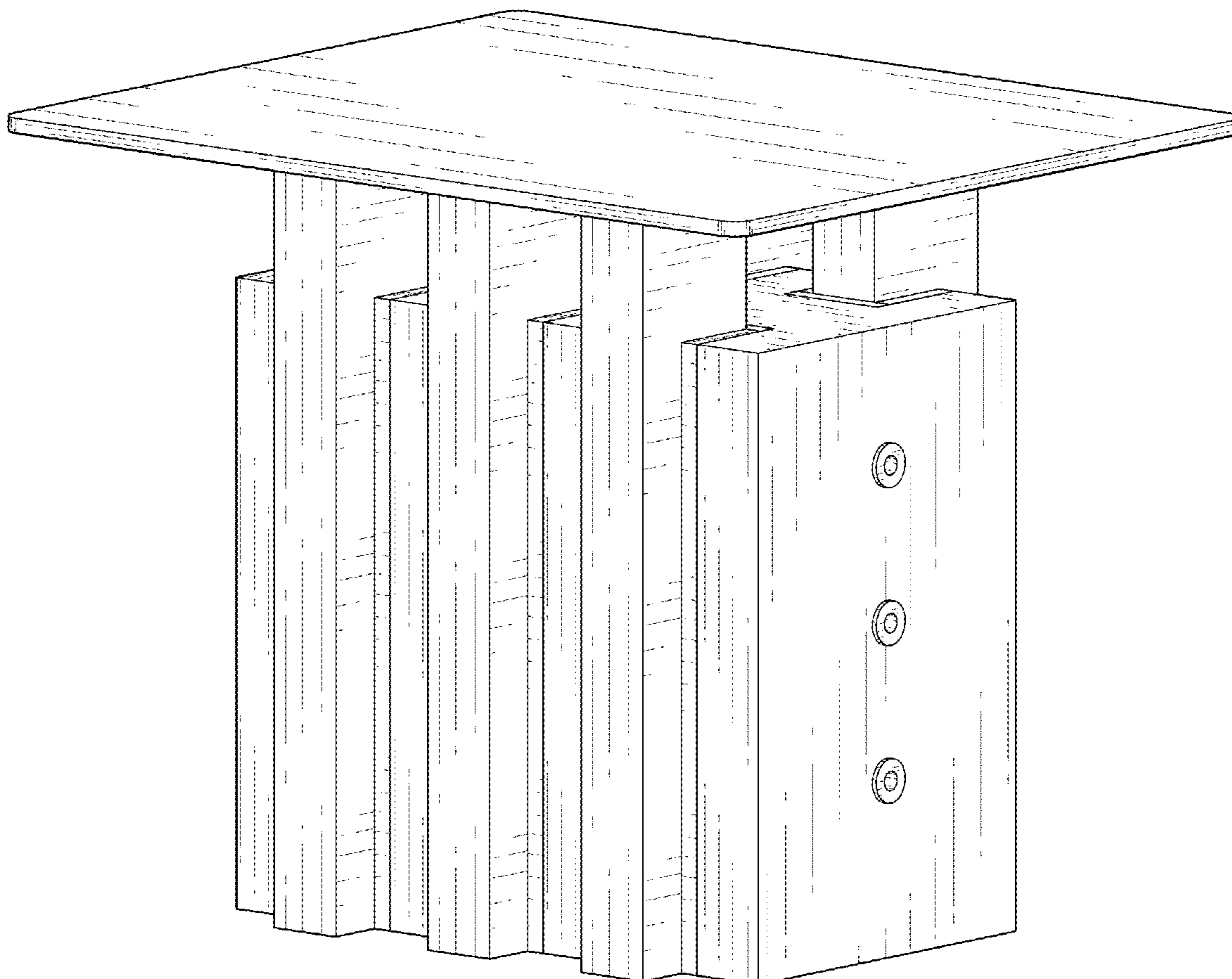
FIG. 2 is a front/back view of the table of FIG. 1.

FIG. 3 is a left side/right side view of one end of the table of FIG. 1.

FIG. 4 is a top view of one end of the table of FIG. 1; and,

FIG. 5 is a bottom view of the table of FIG. 1.

**1 Claim, 3 Drawing Sheets**



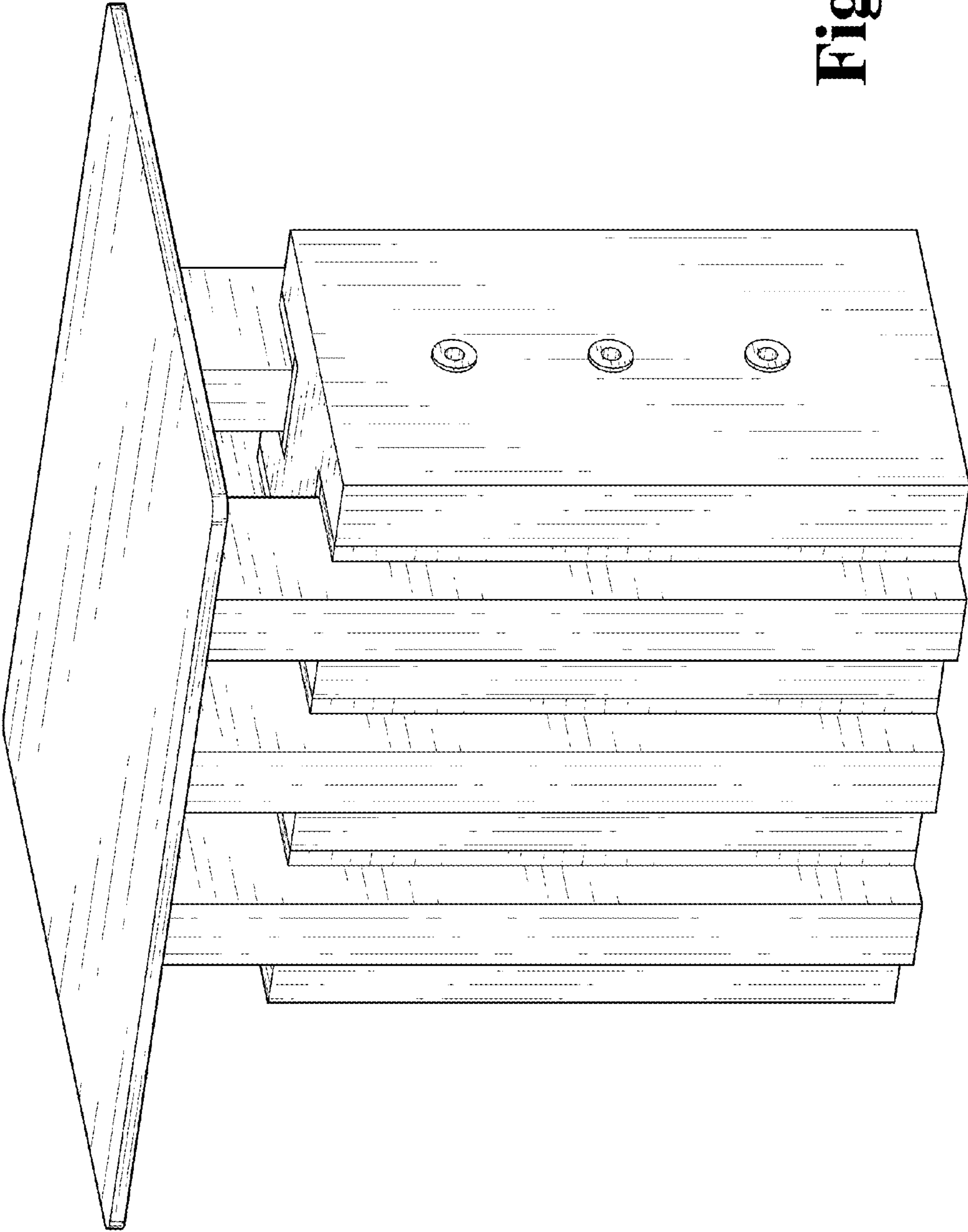
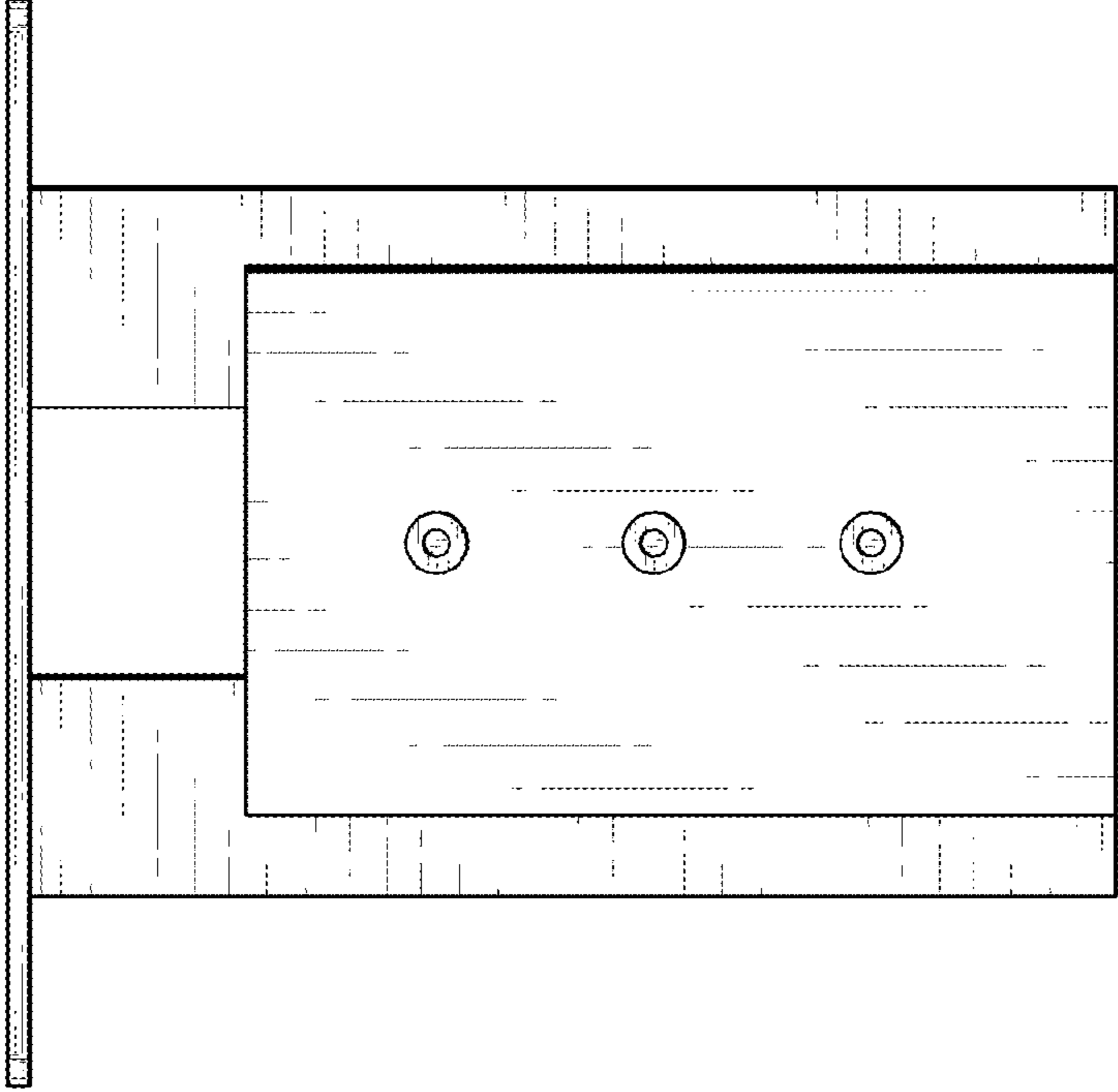




Fig. 1



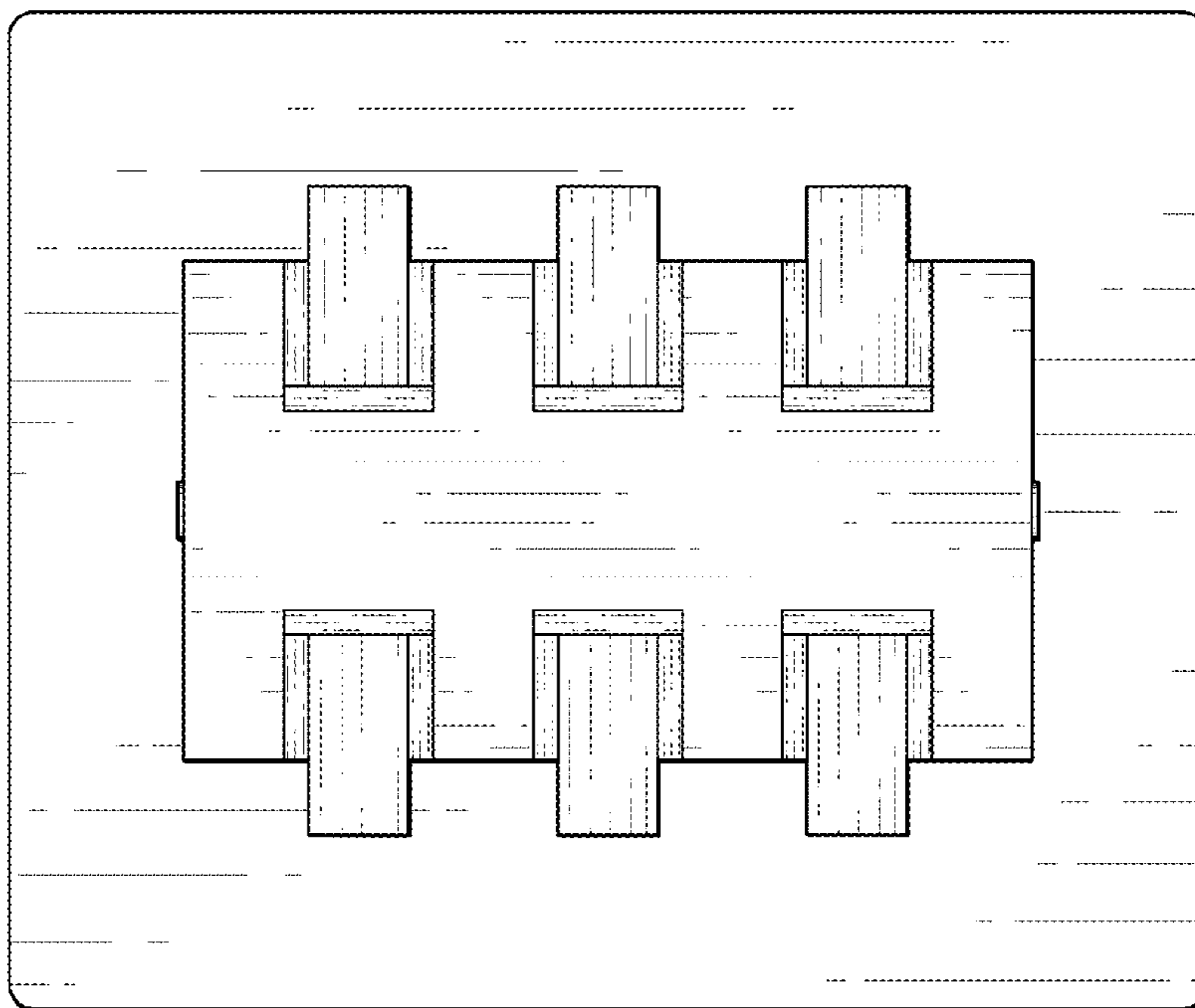
**Fig. 2**



**Fig. 3**



**Fig. 4**



**Fig. 5**