



US00D757455S

(12) **United States Design Patent**
Belcher

(10) **Patent No.:** **US D757,455 S**
(45) **Date of Patent:** **** May 31, 2016**

(54) **CLOTHESLINE HANGER SUPPORT**

(71) Applicant: **June Bjorn**, Thunder Bay (CA)

(72) Inventor: **Brett Belcher**, Toronto (CA)

(73) Assignee: **June Bjorn**, Thunder Bay, Ontario (CA)

(**) Term: **14 Years**

(21) Appl. No.: **29/516,742**

(22) Filed: **Feb. 5, 2015**

(51) **LOC (10) Cl.** **06-08**

(52) **U.S. Cl.**
USPC **D6/328**; D8/367

(58) **Field of Classification Search**
USPC D6/315-328; 223/85-98; 211/1, 10,
211/13.1, 85.3, 87.01, 113; 248/322, 339,
248/340, 692; D8/367
CPC A47G 25/32; A47G 25/28; A47G 25/442;
A47G 25/20; A47G 25/24; A47G 25/1421;
A47G 25/1428; A47G 25/06; A47G 25/52;
A47G 25/38; A47G 25/50; A47G 25/183;
A47G 25/70; A47G 25/0607; A47G 2025/448;
A47G 25/1414; A47G 25/0678; A47G 25/44;
A47F 7/19; A47F 5/01; A47F 5/13
See application file for complete search history.

(56) **References Cited**

U.S. PATENT DOCUMENTS

1,649,655	A *	11/1927	Benson	B66C 1/36 24/577.1
D201,594	S *	7/1965	Woodard	D28/8.1
D249,765	S *	10/1978	Wilson	D6/556
D278,291	S *	4/1985	Gurule	D6/328
6,094,801	A *	8/2000	Howe	E04H 15/42 135/115
D535,111	S *	1/2007	Giampavolo	D6/328
RE42,568	E *	7/2011	Artemi	211/113
D646,557	S *	10/2011	Chan	D8/367
D694,613	S *	12/2013	Miles	D8/367

D724,415	S *	3/2015	Lu	D8/373
D735,027	S *	7/2015	Fildan	D9/415
D745,377	S *	12/2015	Ressler	D8/367
2003/0019892	A1 *	1/2003	Giampavolo	A47G 25/1457 223/87
2006/0249549	A1 *	11/2006	Giampavolo	A47G 25/1457 223/85

* cited by examiner

Primary Examiner — Derrick Holland

Assistant Examiner — Lauren Calve

(74) *Attorney, Agent, or Firm* — Kyle R. Satterthwaite; Ryan W. Dupuis; Ade & Company Inc.

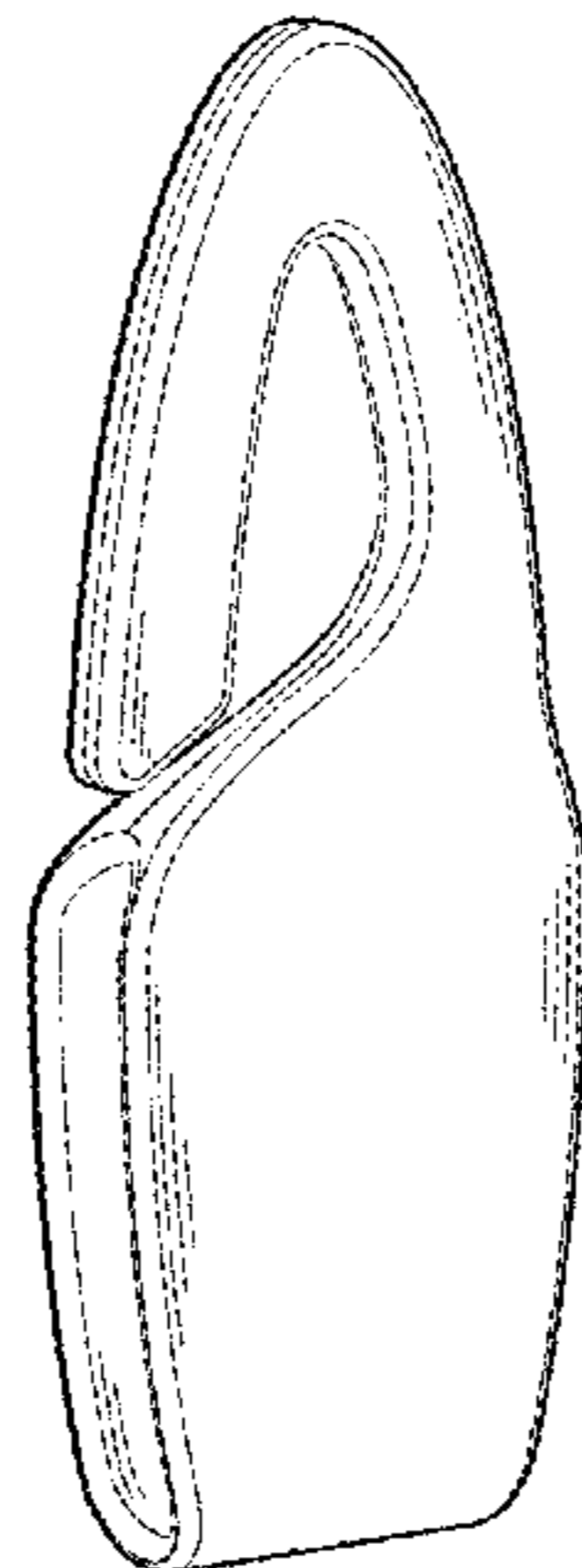
(57) **CLAIM**

The ornamental design for a clothesline hanger support, as shown and described.

DESCRIPTION

FIG. 1 is a front left perspective view of a clothesline hanger support;
 FIG. 2 is a rear right perspective view of the clothesline hanger support;
 FIG. 3 is a rear left perspective view of the clothesline hanger support;
 FIG. 4 is a front right perspective view of the clothesline hanger support;
 FIG. 5 is a left elevational view view of the clothesline hanger support, the right elevational view being a mirror image thereof;
 FIG. 6 is a top plan view of the clothesline hanger support;
 FIG. 7 is a bottom plan view of the clothesline hanger support;
 FIG. 8 is a front elevational view of the clothesline hanger support;
 FIG. 9 is a rear elevational view of the clothesline hanger support; and,
 FIG. 10 is front perspective view illustrating use of the clothesline hanger support shown in environmental use.
 The broken lines shown represent unclaimed subject matter and form no part of the claimed design.

1 Claim, 3 Drawing Sheets



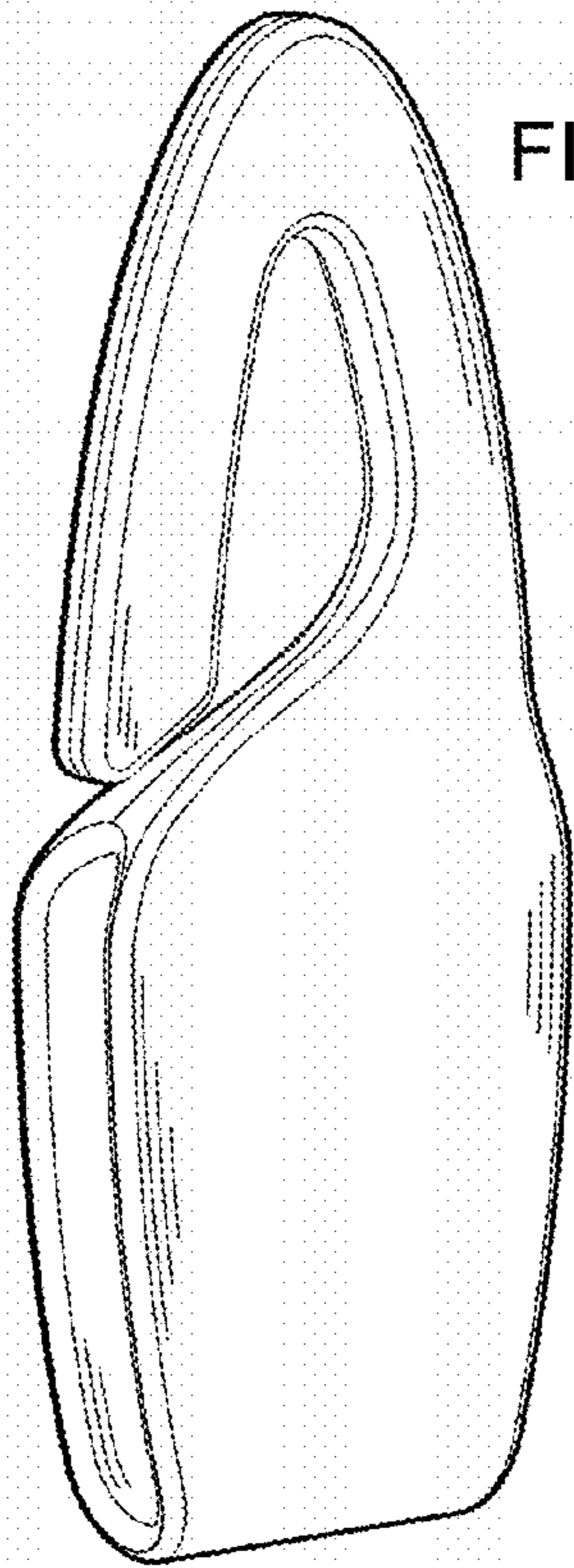


FIG. 1

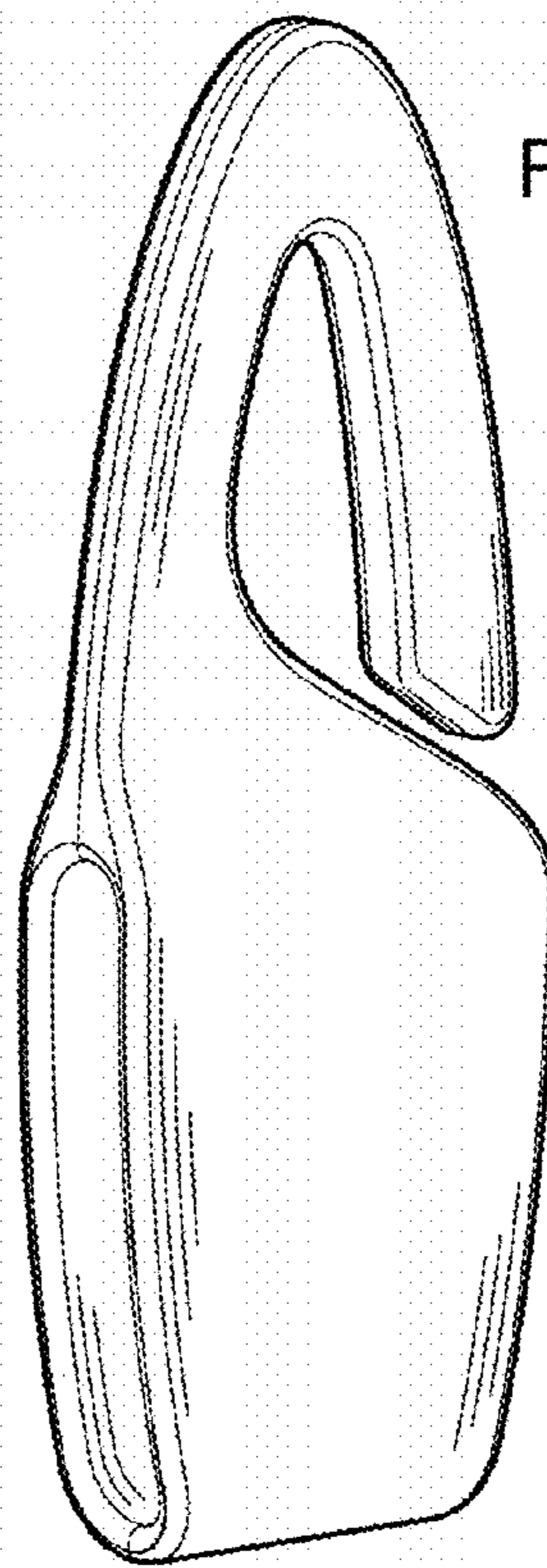


FIG. 2

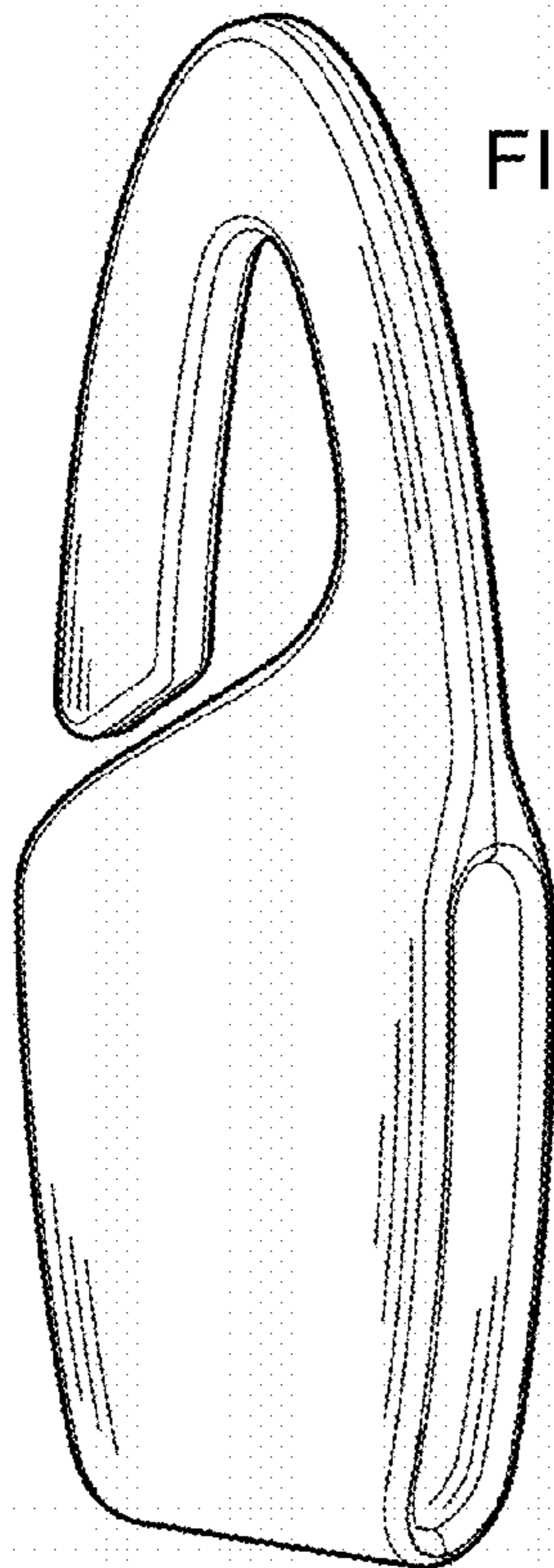


FIG. 3

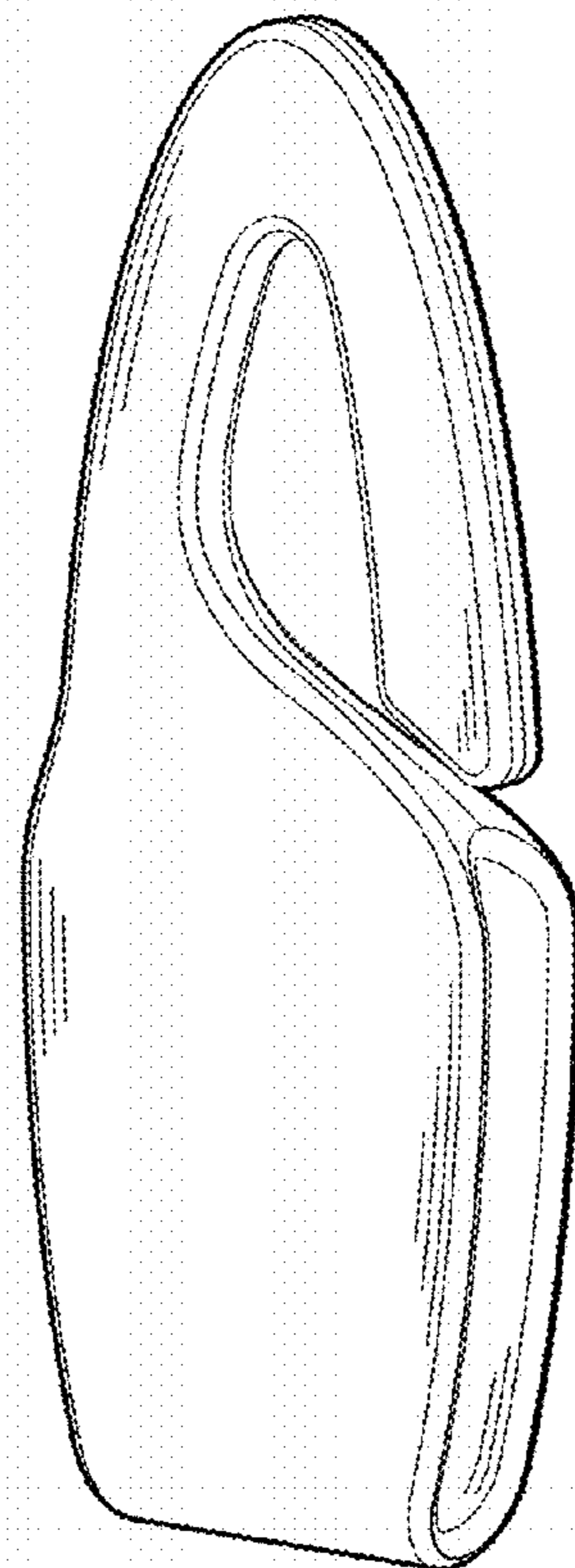


FIG. 4

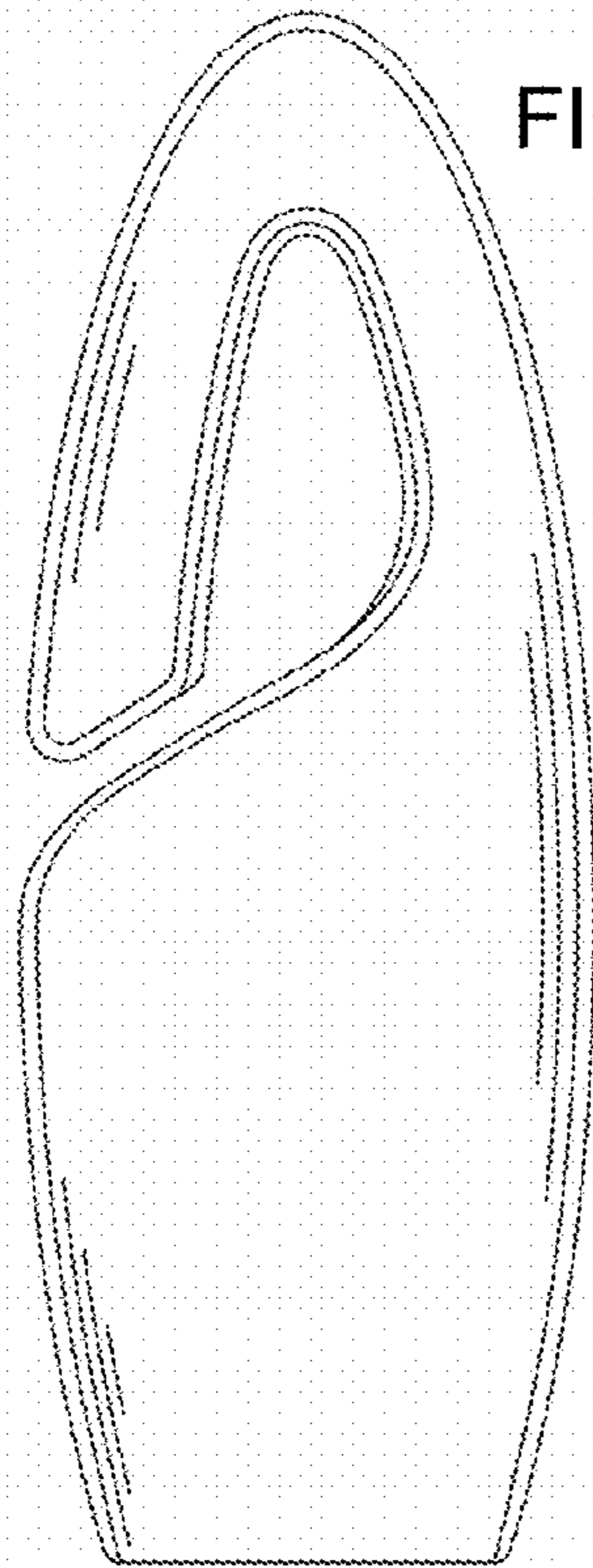


FIG. 5




FIG. 6




FIG. 7

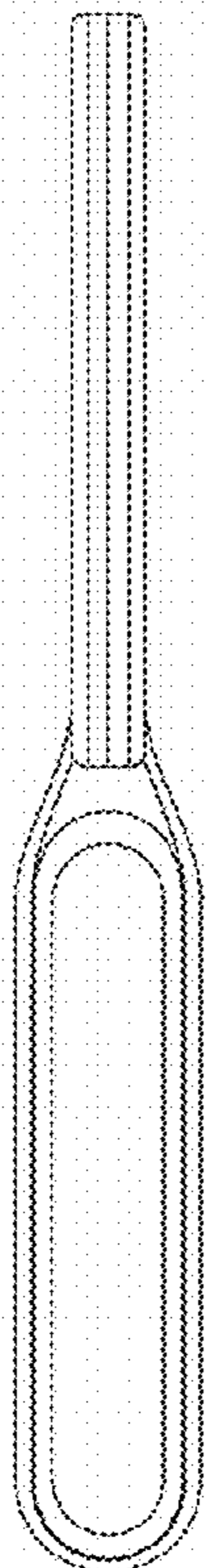


FIG. 8




FIG. 9

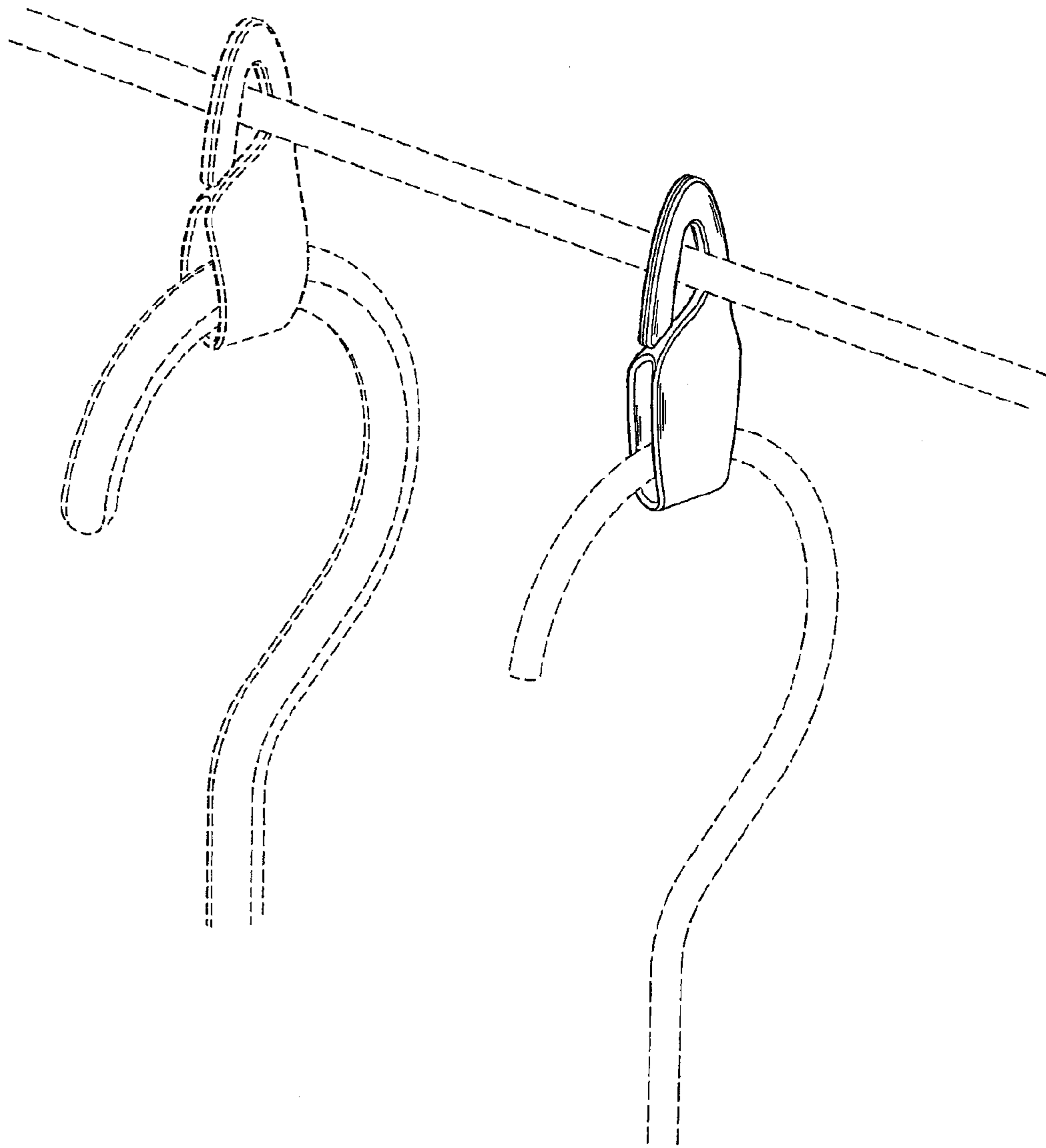


FIG. 10