



US00D757452S

(12) **United States Design Patent**
Scherzer et al.

(10) **Patent No.:** **US D757,452 S**
(45) **Date of Patent:** **** May 31, 2016**

(54) **PLATE WITH TREAD PATTERN**

(71) Applicant: **Whirlpool Corporation**, Benton Harbor, MI (US)

(72) Inventors: **Michael J. Scherzer**, Stevensville, MI (US); **Eric Lee**, Schenzhen (CN)

(73) Assignee: **Whirlpool Corporation**, Benton Harbor, MI (US)

(**) Term: **14 Years**

(21) Appl. No.: **29/486,731**

(22) Filed: **Apr. 2, 2014**

(51) **LOC (10) Cl.** **05-06**

(52) **U.S. Cl.**
USPC **D5/59**

(58) **Field of Classification Search**
USPC D5/1-3, 20, 24-26, 32, 39, 40, 47, 50, D5/53-61, 63, 99; D19/5, 6; D25/103-105, 110, 111, 114, 138, 152, D25/153, 157, 158; 428/207; D24/124-126
CPC A41B 1/00; A41B 2400/60; A47G 11/00; A61F 13/15203; A61F 13/21085; A61F 13/4704; A61F 13/4756; A61F 13/4758; A61F 13/476; A61F 13/51083; A61F 13/511; A61F 13/51104; A61F 13/51108; A61F 13/512; A61F 2013/5108; A61F 2013/51078; B31F 1/07; B32B 3/266; B41M 3/18; B44F 1/00; B44F 11/04; B44F 3/00; D10B 2403/01; D10B 2501/00; D10B 2503/04; D10B 2503/06; D21H 27/02

See application file for complete search history.

(56) **References Cited**

U.S. PATENT DOCUMENTS

D84,340 S *	6/1931	Herrold	D5/59
D93,992 S *	12/1934	Moore	D25/158
D95,158 S *	4/1935	Surerus	D25/158
D105,038 S *	6/1937	Turpan	D5/47
D118,890 S *	2/1940	Odzer	D5/32
D181,432 S *	11/1957	Murry	D25/157
D451,289 S *	12/2001	Visel	D5/53
D474,563 S *	5/2003	Bresciani	D25/109
D476,817 S *	7/2003	Wessblad et al.	D5/32
D495,912 S *	9/2004	Schmidt et al.	D6/561
D513,809 S *	1/2006	Zimmerle et al.	D25/138
D641,967 S *	7/2011	Mayden et al.	D2/972
D703,705 S *	4/2014	Dickman et al.	D15/91
2002/0048652 A1 *	4/2002	Malchow et al.	428/194

* cited by examiner

Primary Examiner — Karen S Acker

Assistant Examiner — Clare Ann Gannon

(57) **CLAIM**

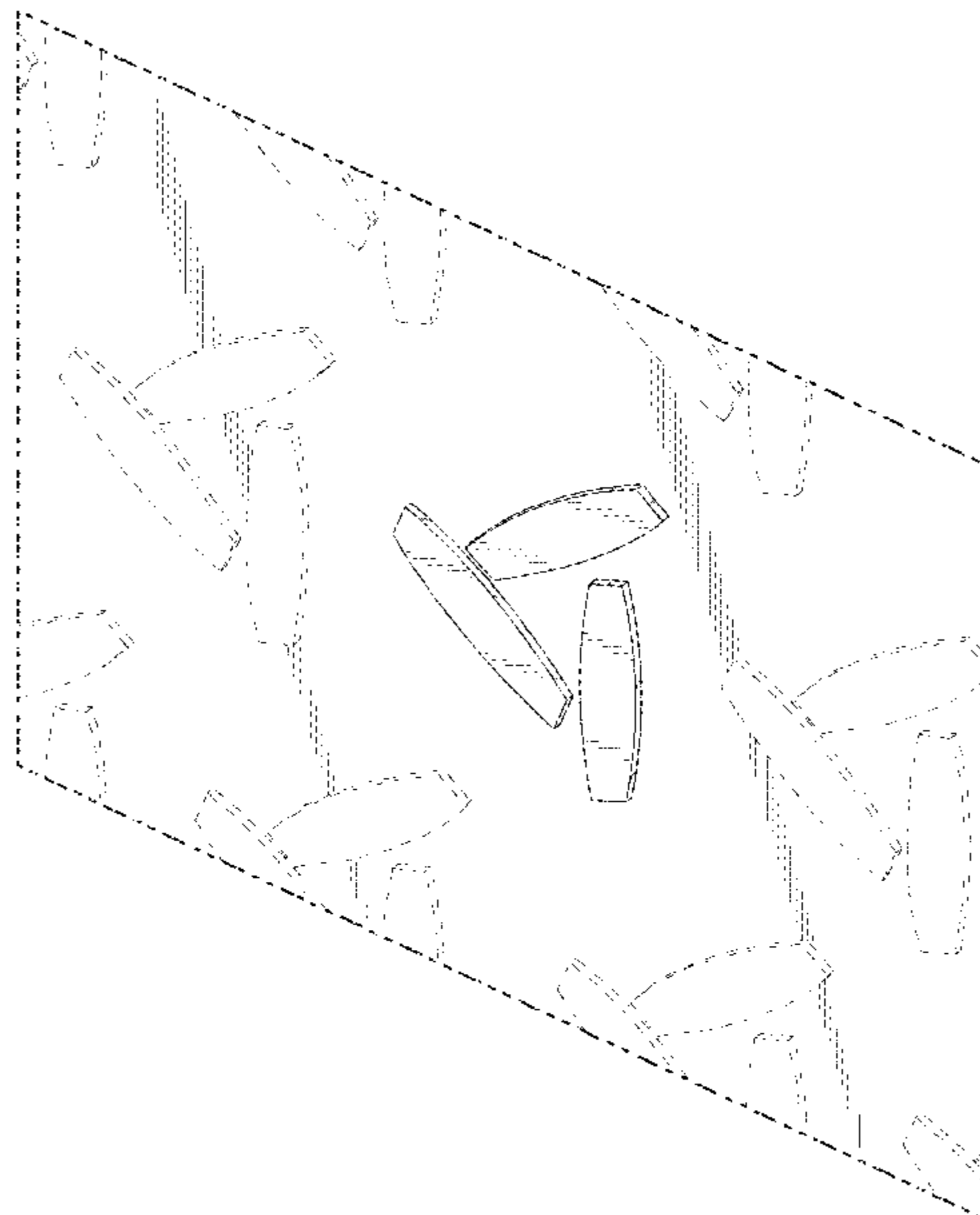
The ornamental design for a plate with a tread pattern, as shown and described.

DESCRIPTION

FIG. 1 is a perspective view of a plate with a tread pattern showing our new design; and, FIG. 2 is a front view thereof.

The dot-dash-dot broken line perimeter surrounding the plate with tread pattern depicts the boundaries of the claimed design and forms no part of the claimed design. The evenly-spaced broken lines depict portions of the plate with tread pattern that form no part of the claimed design.

1 Claim, 2 Drawing Sheets



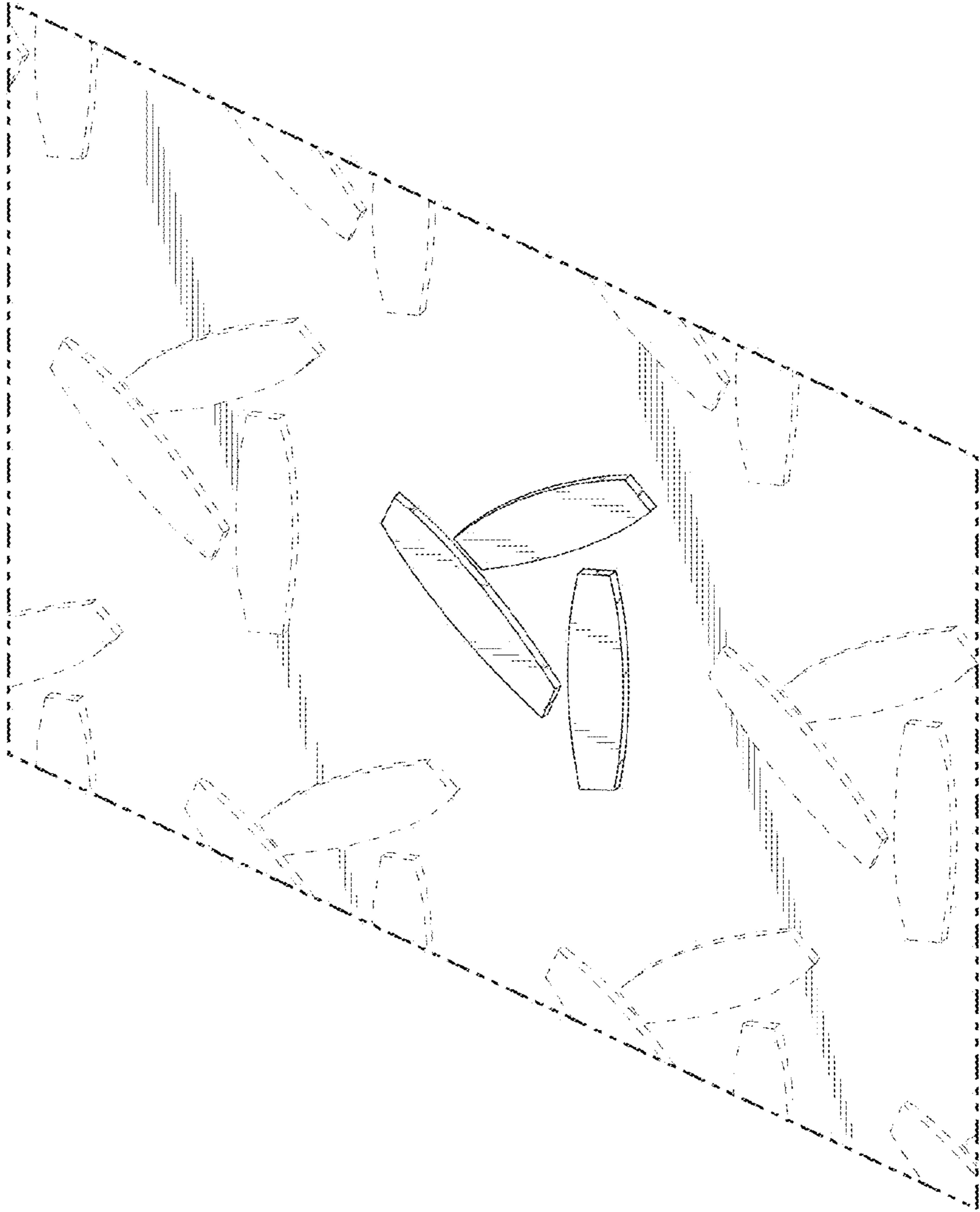


FIG. 1

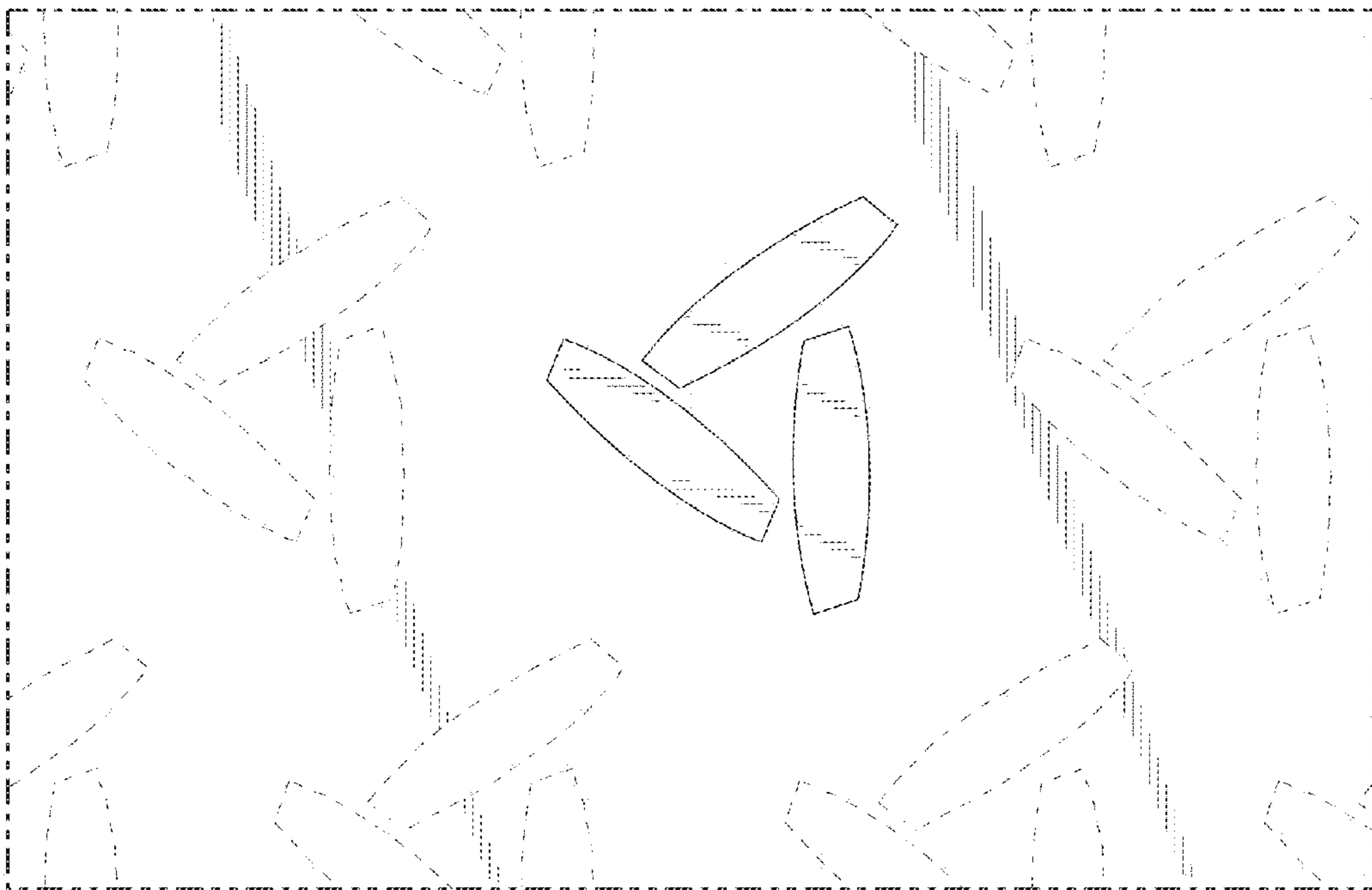


FIG. 2