



US00D757433S

(12) **United States Design Patent**  
**Palsson et al.**

(10) **Patent No.:** **US D757,433 S**  
(45) **Date of Patent:** **\*\* May 31, 2016**

(54) **COMBINED BOX FOR STORAGE OF A TOOL FOR CHIP REMOVING MACHINING AND TORQUE KEY**

(71) Applicant: **SANDVIK INTELLECTUAL PROPERTY AB**, Sandviken (SE)

(72) Inventors: **Claes Palsson**, Gavle (SE); **Linus Larsson**, Gothenburg (SE); **Ove Larsson**, Vastra Frolunda (SE); **Caspar Andren**, Gothenburg (SE); **Sebastian Roos**, Gothenburg (SE)

(73) Assignee: **SANDVIK INTELLECTUAL PROPERTY AB**, Sandviken (SE)

(\*\*) Term: **14 Years**

(21) Appl. No.: **29/504,407**

(22) Filed: **Oct. 6, 2014**

(30) **Foreign Application Priority Data**

Apr. 7, 2014 (EM) ..... 001408314

(51) **LOC (10) CI.** ..... **03-01**

(52) **U.S. CI.**  
USPC ..... **D3/274; D3/302; D3/905**

(58) **Field of Classification Search**  
USPC ..... D3/905, 276, 279–284, 291, 294, 295, D3/298, 901, 302, 272, 273, 274, 903; 206/372–279, 508; 220/523–528, 826, 220/844  
CPC ..... B25H 3/02; B25H 3/021; B25H 3/022; B25H 3/023; B25H 3/025; B25H 3/026; B25H 3/027; B25H 3/028; B25H 3/00; B25H 3/003; B25H 3/006

See application file for complete search history.

(56) **References Cited**

**U.S. PATENT DOCUMENTS**

D341,315 S \* 11/1993 Seymour ..... D9/529

5,680,949 A *	10/1997	Roesler	.....	220/8
5,829,591 A *	11/1998	Lyons	.....	206/373
D453,323 S *	2/2002	Conrad	.....	D13/154
6,926,143 B1 *	8/2005	Chen	.....	206/378
D516,312 S *	3/2006	Chan	.....	D3/294
D521,731 S *	5/2006	Tagliati et al.	.....	D3/273
D541,046 S *	4/2007	Roesler	.....	D3/293
D558,978 S *	1/2008	Roesler	.....	D3/302
7,337,918 B2 *	3/2008	Fowler et al.	.....	221/65
D580,654 S *	11/2008	Miller et al.	.....	D3/294
D588,361 S *	3/2009	Dawson et al.	.....	D3/302
D627,967 S *	11/2010	Kuhls	.....	D3/273
D658,878 S *	5/2012	Deguglimo et al.	.....	D3/302
D660,591 S *	5/2012	Okulla et al.	.....	D3/294
D693,579 S *	11/2013	Weremchuk et al.	.....	D3/318
D701,694 S *	4/2014	Palsson	.....	D3/273
D720,619 S *	1/2015	Buscemi et al.	.....	D9/516
2006/0191947 A1 *	8/2006	Jedryk et al.	.....	220/788
2006/0283769 A1 *	12/2006	Roesler	.....	206/588
2008/0083639 A1 *	4/2008	Peterman et al.	.....	206/508
2010/0122983 A1 *	5/2010	Steele	.....	220/4.03
2013/0240391 A1 *	9/2013	Lin	.....	206/349

\* cited by examiner

*Primary Examiner* — Jennifer Rivard

*Assistant Examiner* — April Rivas

(74) *Attorney, Agent, or Firm* — Corinne R. Gorski

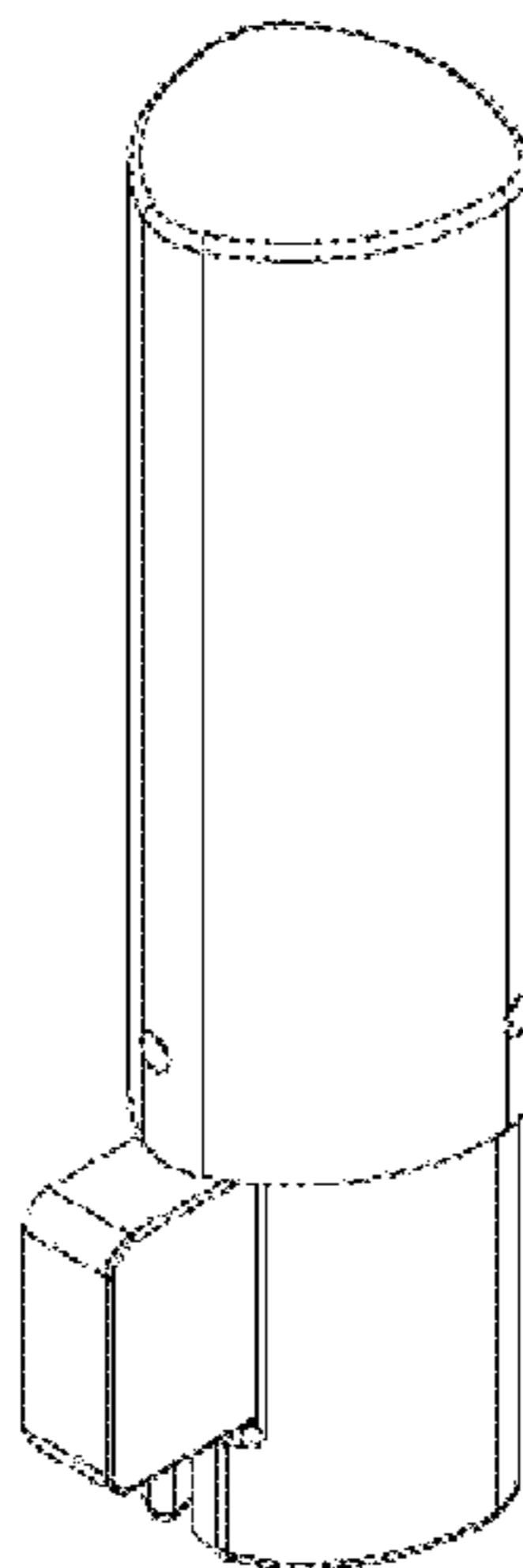
(57) **CLAIM**

The ornamental design for a combined box for storage of a tool for chip removing machining and torque key, as shown and described.

**DESCRIPTION**

FIG. 1 is a top view of the present invention.  
FIG. 2 is a bottom view thereof.  
FIG. 3 is a side view thereof.  
FIG. 4 is a back view thereof.  
FIG. 5 is the other side view thereof.  
FIG. 6 is a front view thereof.  
FIG. 7 is a top perspective view thereof; and,  
FIG. 8 is a bottom perspective view thereof.

**1 Claim, 7 Drawing Sheets**



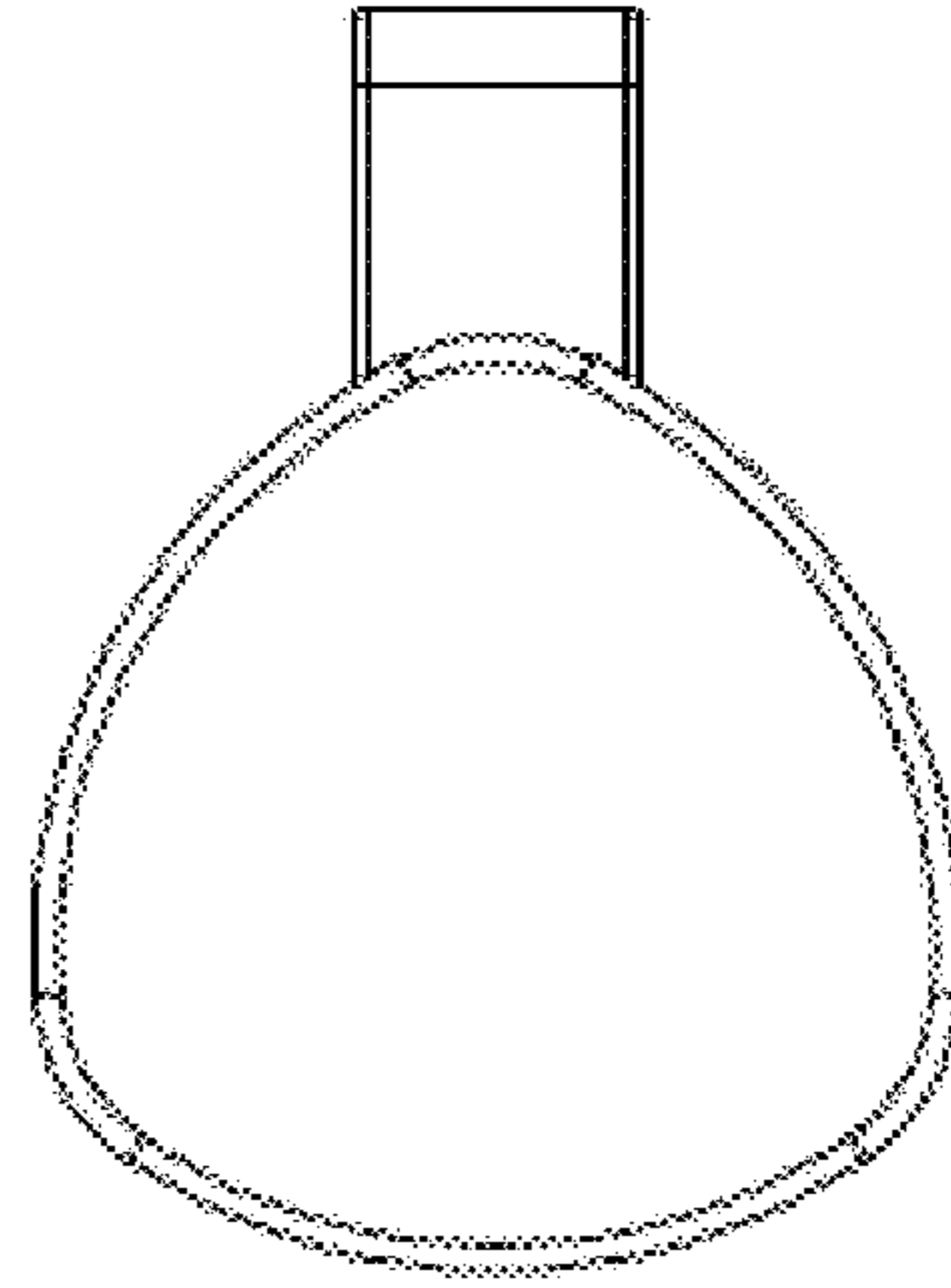


FIG. 1

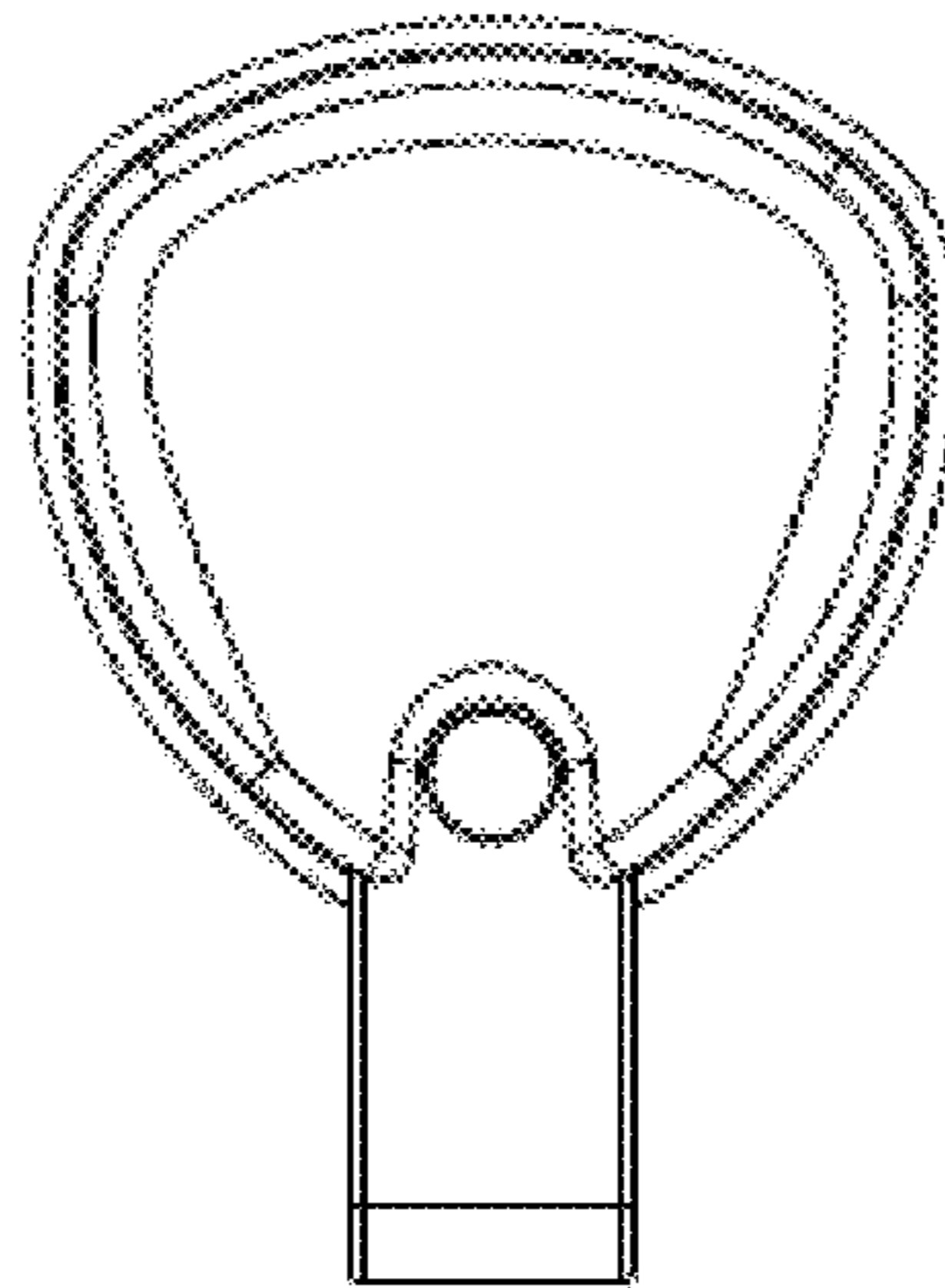


FIG. 2

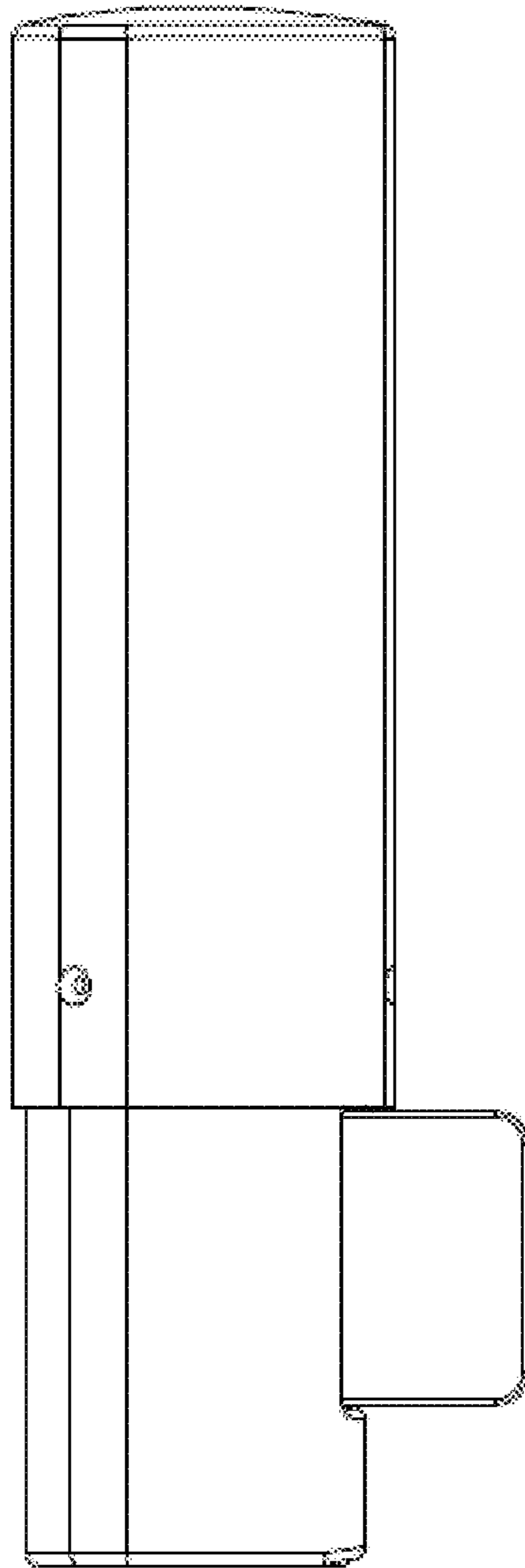


FIG. 3

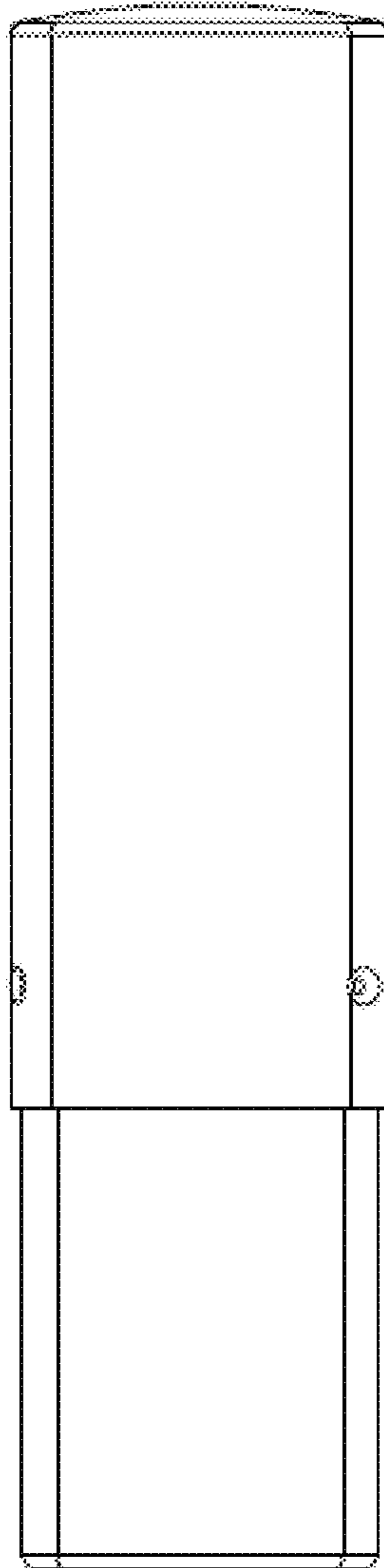


FIG. 4

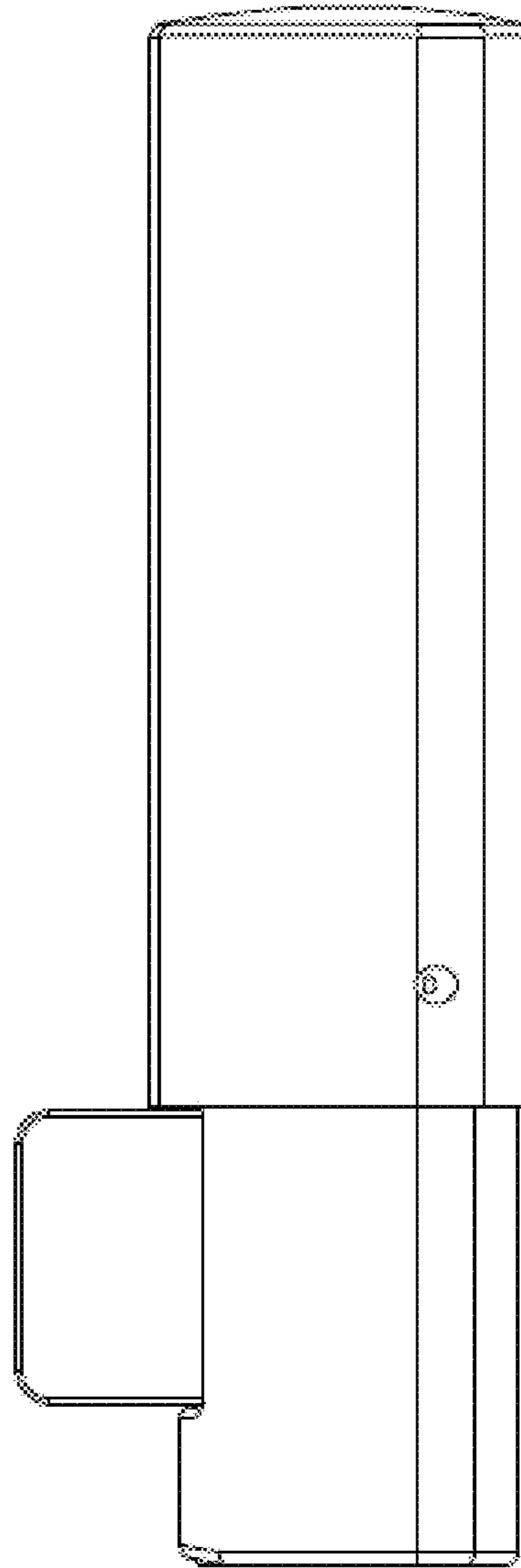


FIG. 5

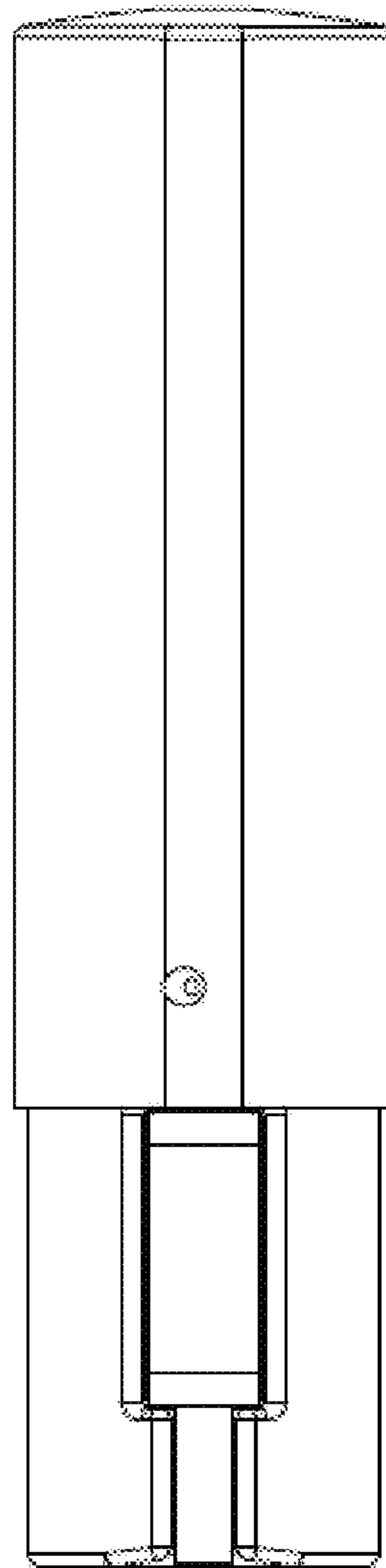


FIG. 6




FIG. 7

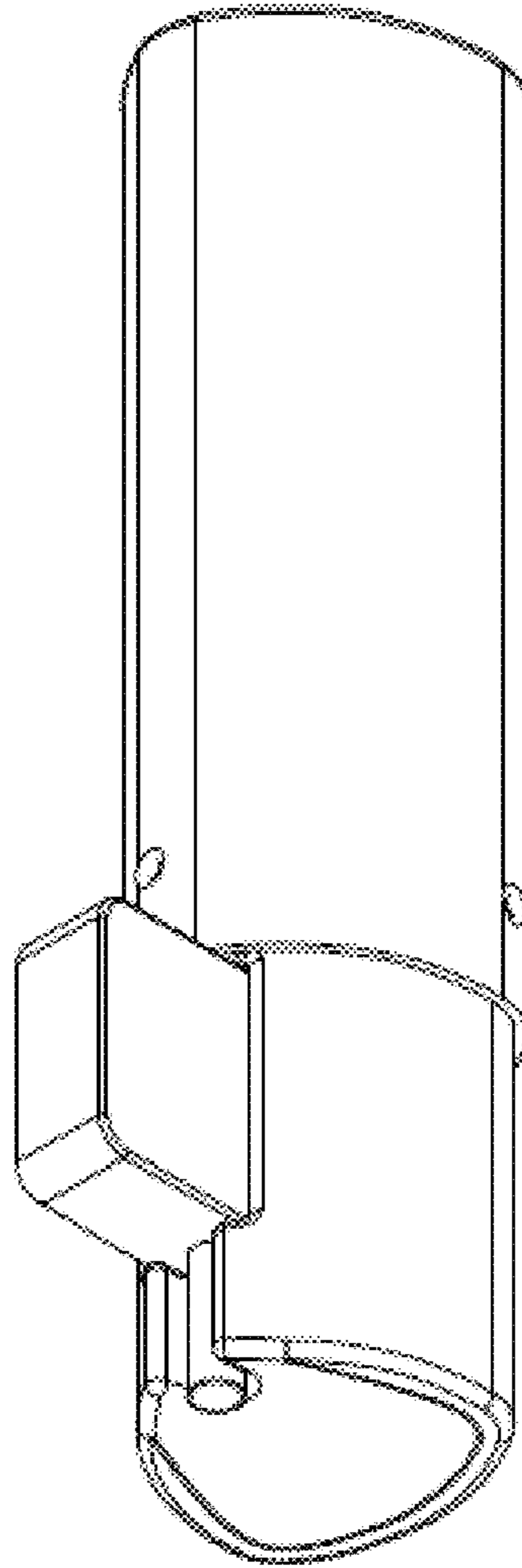


FIG. 8