



US00D757431S

(12) **United States Design Patent**
Requa

(10) **Patent No.:** **US D757,431 S**
(45) **Date of Patent:** **** May 31, 2016**

- (54) **WALLET HAVING ACCESSORY ATTACHMENT PRONGS**
- (71) Applicant: **James Requa**, Los Angeles, CA (US)
- (72) Inventor: **James Requa**, Los Angeles, CA (US)
- (**) Term: **14 Years**
- (21) Appl. No.: **29/512,449**
- (22) Filed: **Dec. 18, 2014**
- (51) **LOC (10) Cl.** **03-01**
- (52) **U.S. Cl.**
USPC **D3/247**
- (58) **Field of Classification Search**
USPC D3/247, 249–253
CPC A45C 1/06; A45C 3/08
See application file for complete search history.

(56) **References Cited**

U.S. PATENT DOCUMENTS

4,342,350	A *	8/1982	Resnick	A45C 1/06 150/138
D547,547	S *	7/2007	Maurion	D3/247
D550,454	S *	9/2007	Costello	D3/247
D553,856	S *	10/2007	Shum	D3/247
D584,895	S *	1/2009	Holzner	D3/247
8,820,368	B2 *	9/2014	Stewart-Stand	A45C 1/06 150/131

* cited by examiner


Primary Examiner — Holly Baynham
(74) *Attorney, Agent, or Firm* — QuickPatents, LLC; Kevin Prince

(57) **CLAIM**
I claim the ornamental design for a wallet having accessory attachment prongs, as shown and described.

DESCRIPTION

FIG. 1 is a perspective view of a wallet having accessory attachment prongs, showing my new design in a folded configuration;
 FIG. 2 is a rear perspective view thereof, illustrated in a nearly flat configuration;
 FIG. 3 is a front perspective view of FIG. 2;
 FIG. 4 is a front elevational view thereof, illustrated in a flat configuration;
 FIG. 5 is a rear elevational view of FIG. 4;
 FIG. 6 is a right-side elevational view of FIG. 4;
 FIG. 7 is a left-side elevational view of FIG. 4;
 FIG. 8 is a top plan view of FIG. 4; and,
 FIG. 9 is a bottom plan view of FIG. 4.
 The broken lines showing a phone and case in FIG. 3 depict environmental matter and form no part of the claimed design. The remaining broken lines represent stitching, and are part of the claimed design.

1 Claim, 3 Drawing Sheets






FIG. 1

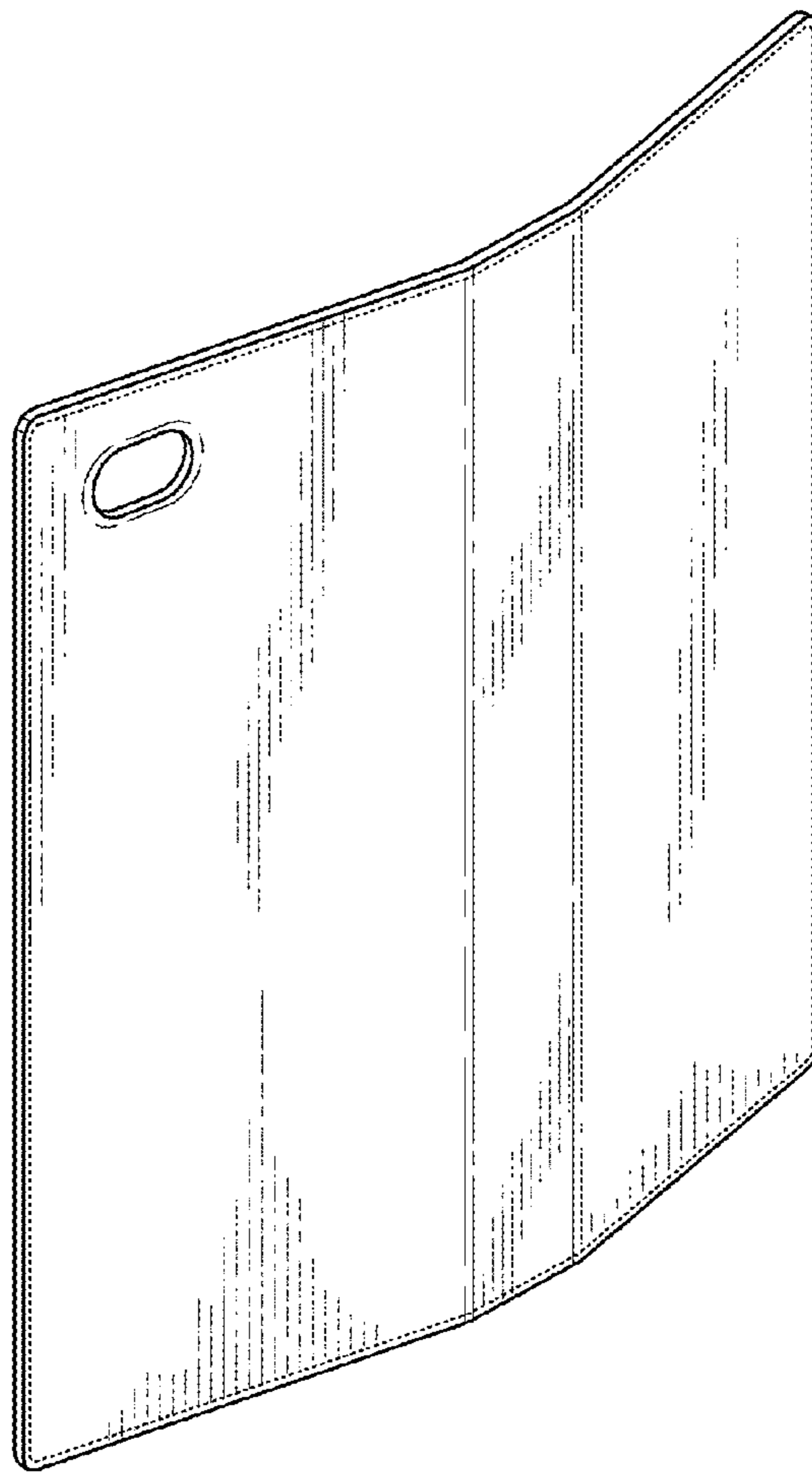
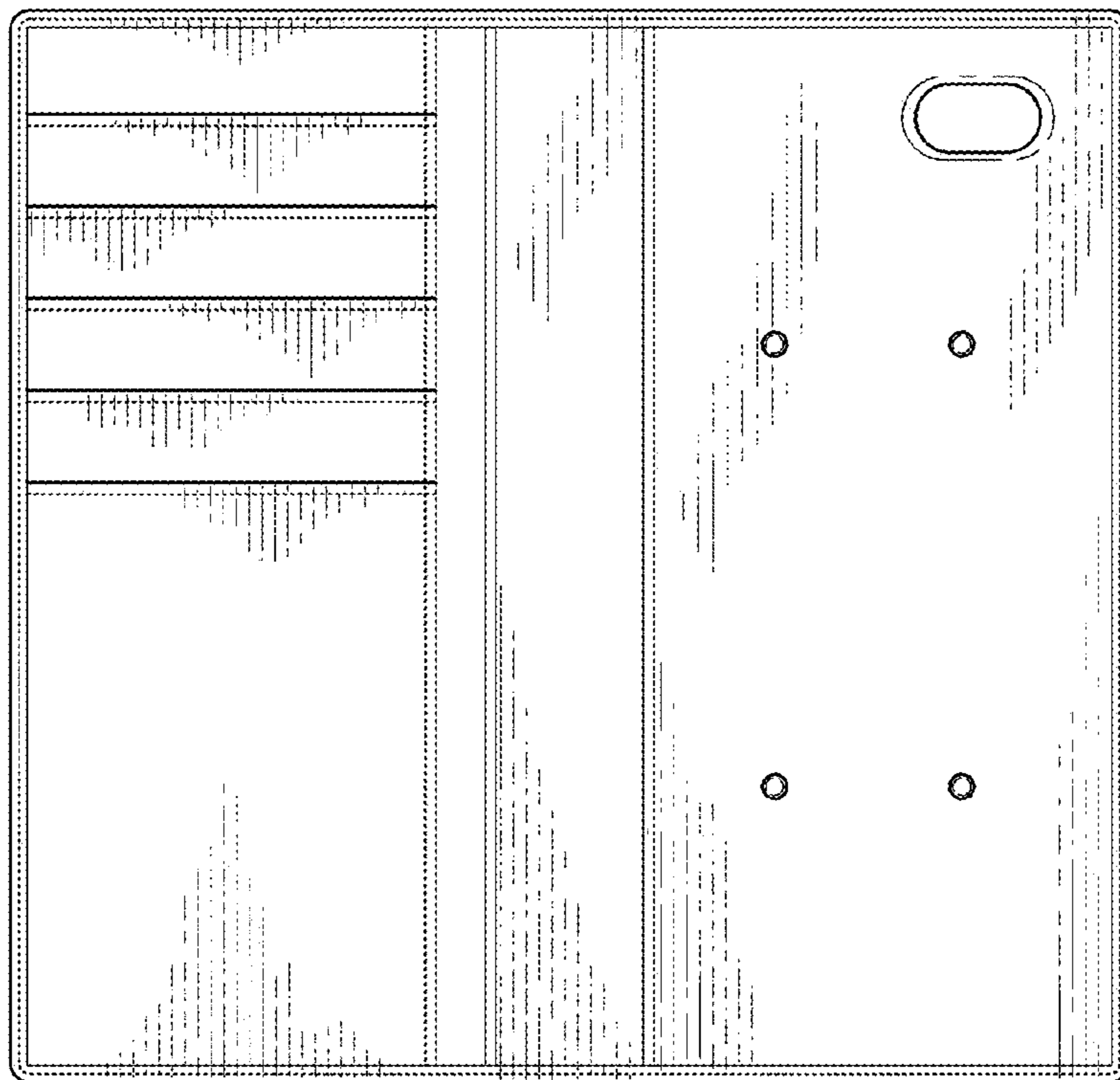
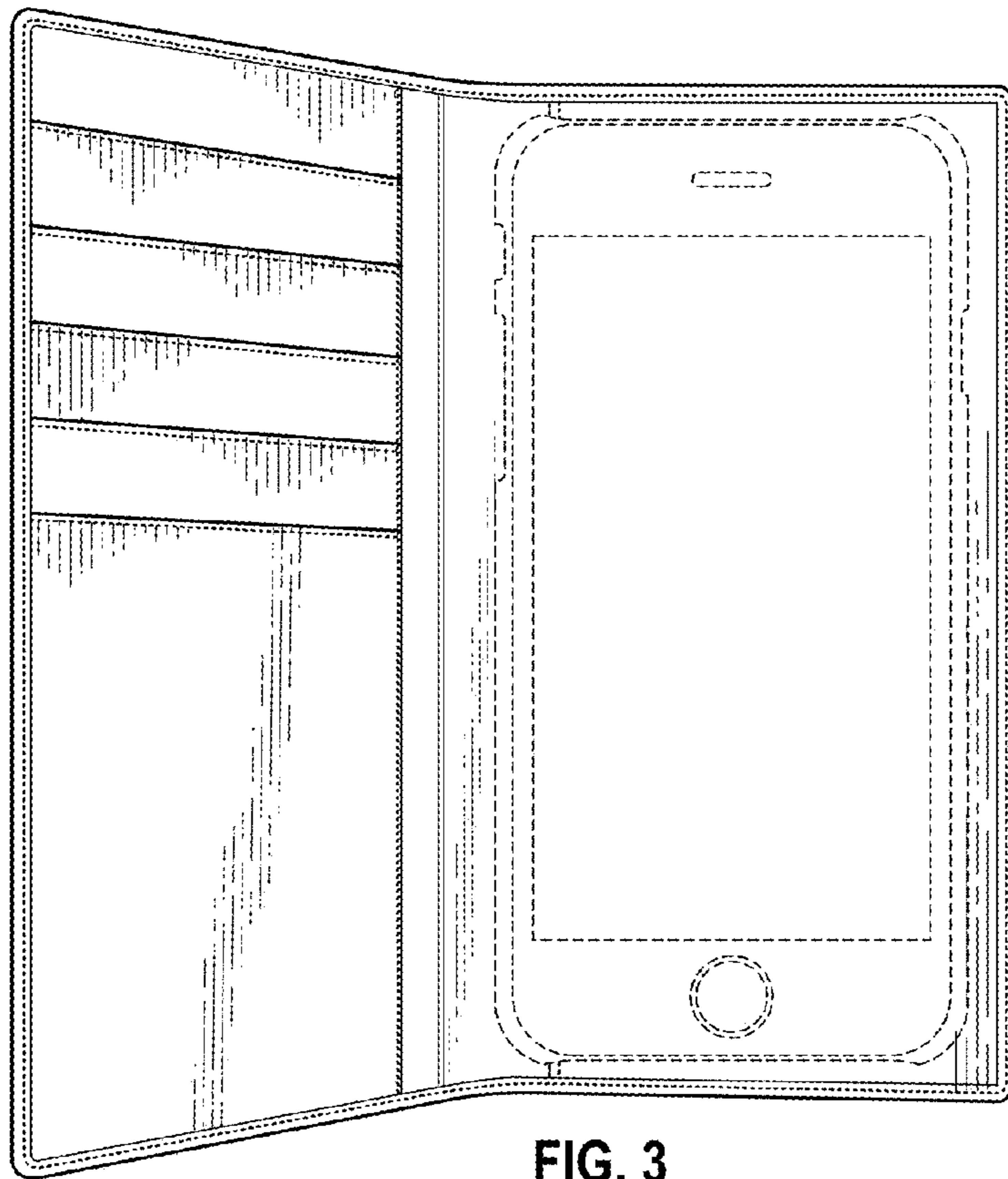


FIG. 2






FIG. 5



FIG. 6



FIG. 7



FIG. 8



FIG. 9