



US00D757425S

(12) **United States Design Patent**
Derusha

(10) **Patent No.:** **US D757,425 S**
(45) **Date of Patent:** **** May 31, 2016**

- (54) **BAG**
- (71) Applicant: **Joseph Derusha**, Sherman Oaks, CA (US)
- (72) Inventor: **Joseph Derusha**, Sherman Oaks, CA (US)
- (**) Term: **14 Years**
- (21) Appl. No.: **29/483,249**
- (22) Filed: **Feb. 26, 2014**
- (51) **LOC (10) Cl.** **03-01**
- (52) **U.S. Cl.**
USPC **D3/232**
- (58) **Field of Classification Search**
USPC D3/232-233, 240-243, 245-246
CPC A45C 1/024; A45C 3/06
See application file for complete search history.

(56) **References Cited**

U.S. PATENT DOCUMENTS

D137,556 S *	3/1944	Meyers	D3/253
D596,849 S *	7/2009	Billauer	D3/232
D712,138 S *	9/2014	Kao	D3/232

OTHER PUBLICATIONS

Releve Design. How to make small octahedral origami accessories. Dec. 29, 2011. [retrieved on Apr. 30, 2015]. Retrieved from the

Internet: <URL:http://www.relevedesign.com/how-to-make-origami-accessories/>; figures 1-5; pp. 2-5.
Paper N Pearlz. Diamond Earrings. Mar. 30, 2010. [retrieved on Apr. 30, 2015]. Retrieved from Internet: <URL: http://paperpearlz.com/origami/diamond-earrings/>; figure 1; p. 1.
“Origami Sonobe Cube Charms timelapse” uploaded by SecretPsychoRo, Mar. 15, 2015. [retrieved on Apr. 30, 2015]. Retrieved from the Internet: <URL:https://www.youtube.com/watch?v=YCMwKbvRkoQ>. times 0:00 s to 1:13 s.
International Search Report and Written Opinion for International application No. PCT/US2015/017831 dated Jun. 19, 2015.

* cited by examiner

Primary Examiner — Holly Baynham

(74) *Attorney, Agent, or Firm* — Stephen W. Chen; Nixon Peabody LLP

(57) **CLAIM**
The ornamental design for a bag, as shown.

DESCRIPTION

FIG. 1 is a front perspective of a bag, which is a first embodiment of the fashion accessory.
FIG. 2 is a front perspective, unfolded configuration, of the first embodiment.
FIG. 3 is a front view of the first embodiment.
FIG. 4 is a rear view of the first embodiment.
FIG. 5 is a top view of the first embodiment.
FIG. 6 is a bottom view of the first embodiment.
FIG. 7 is a left-side view of the first embodiment; and, FIG. 8 is a right-side view of the first embodiment.
The broken lines in the drawings depict environmental subject matter only and form no part of the claimed design.

1 Claim, 3 Drawing Sheets

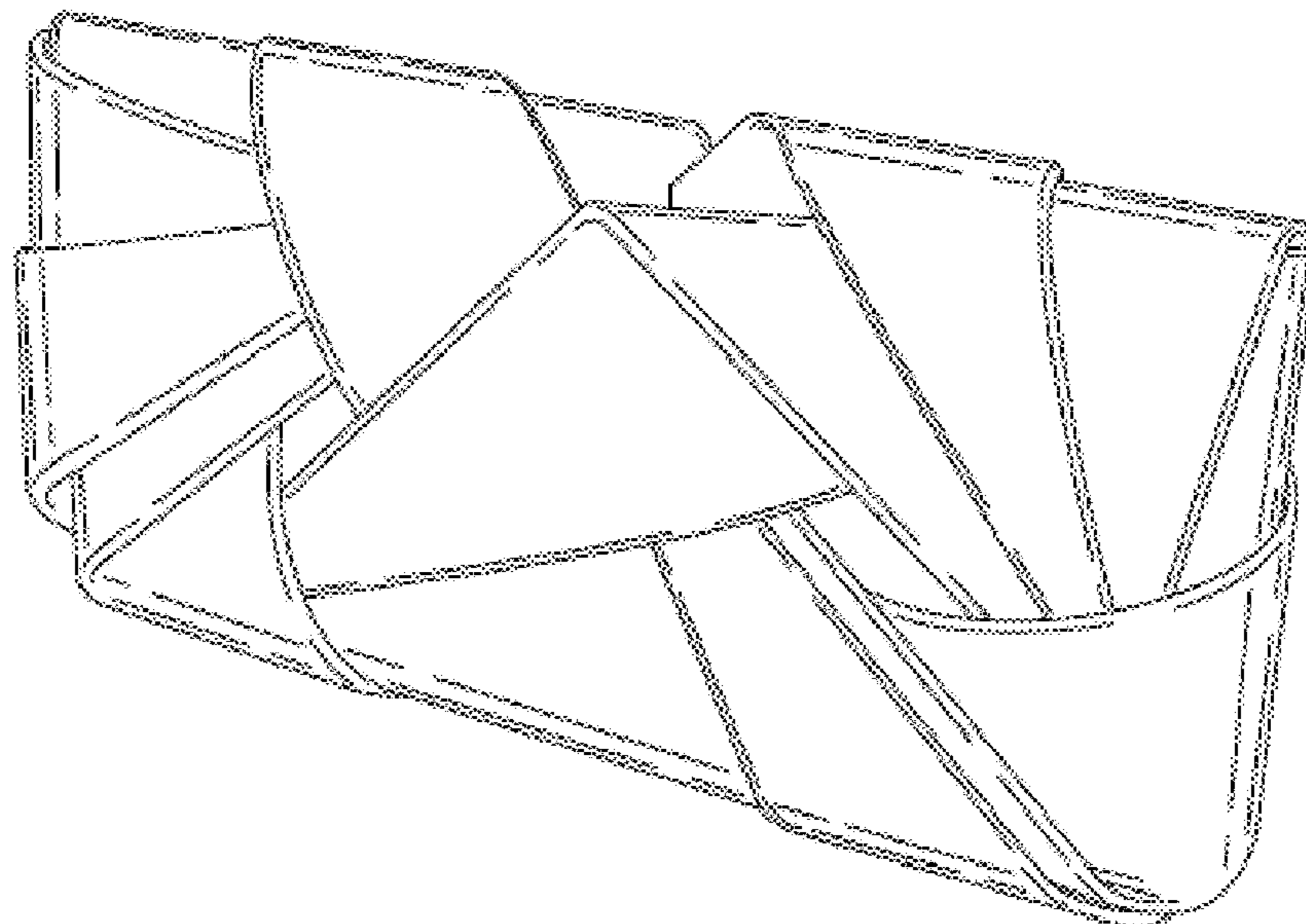


FIG. 1

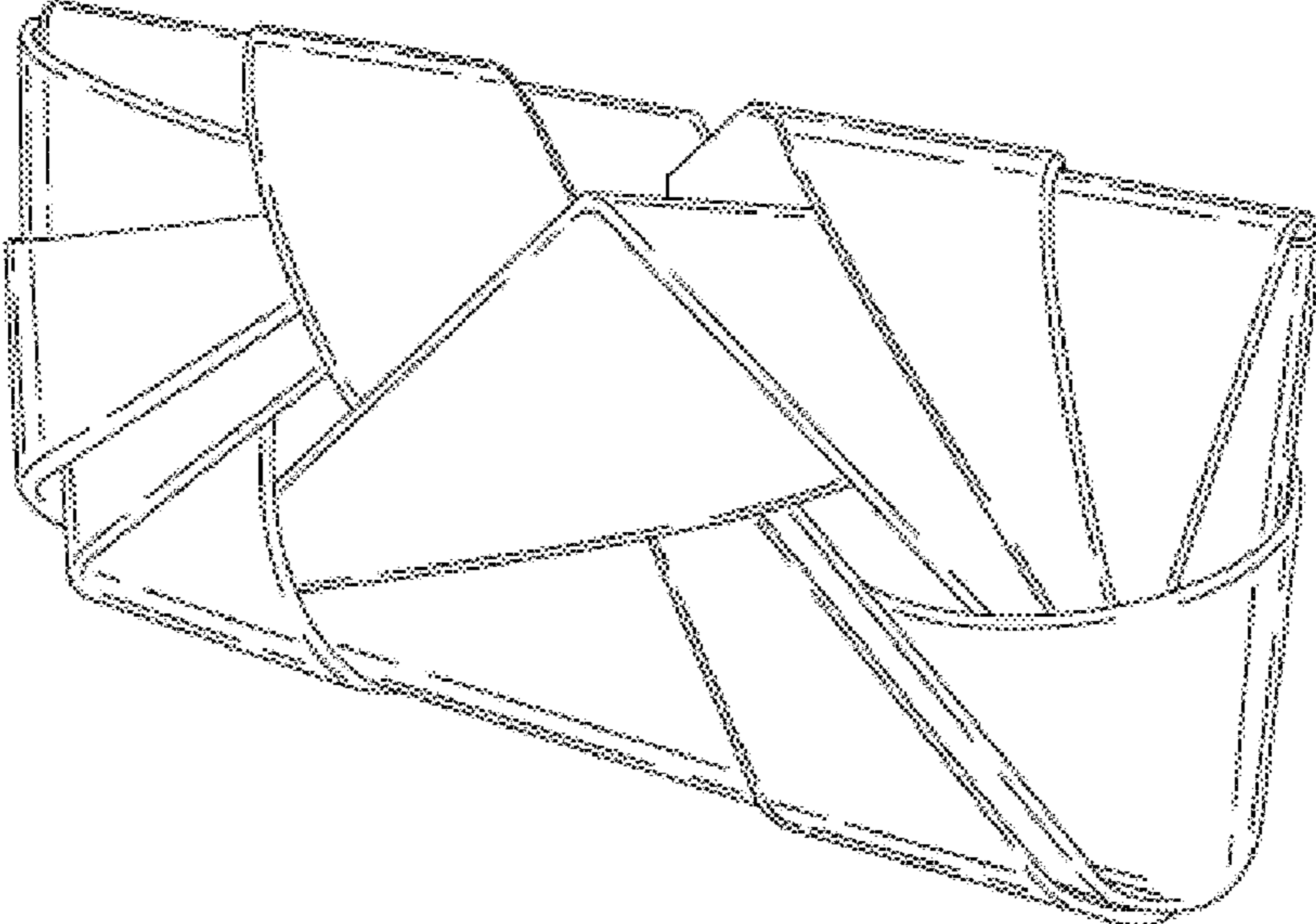


FIG. 2

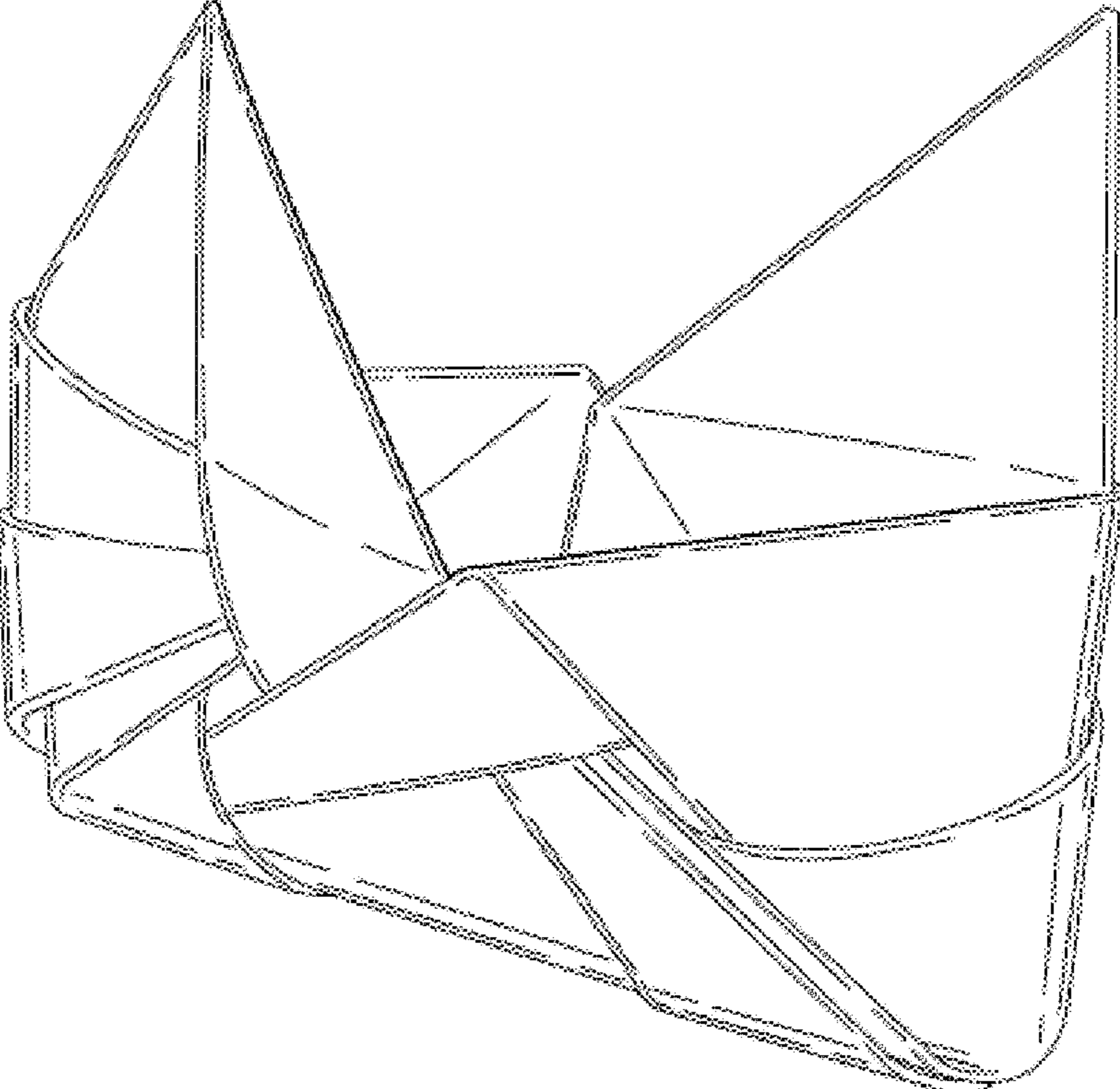


FIG. 3

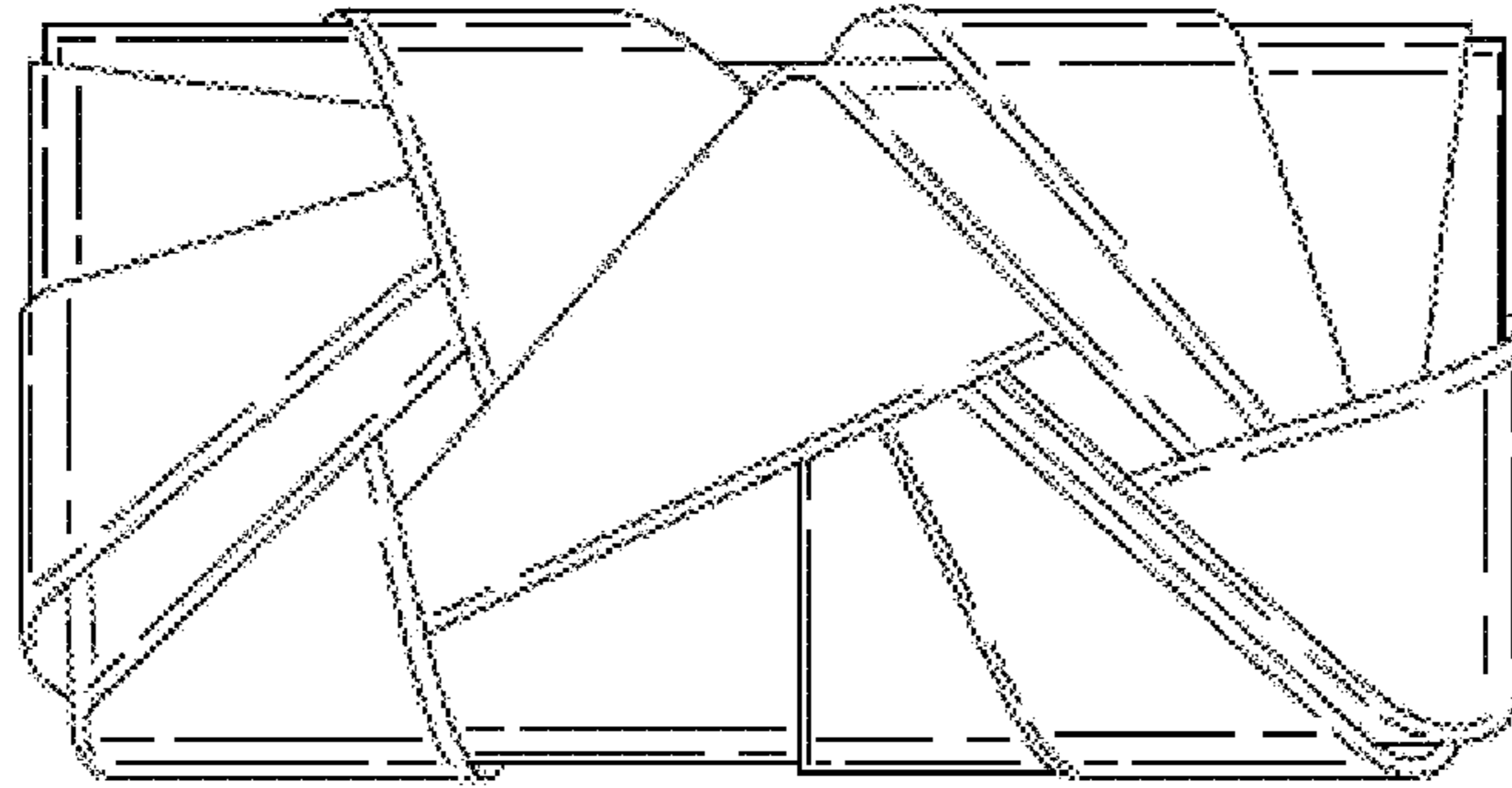


FIG. 4

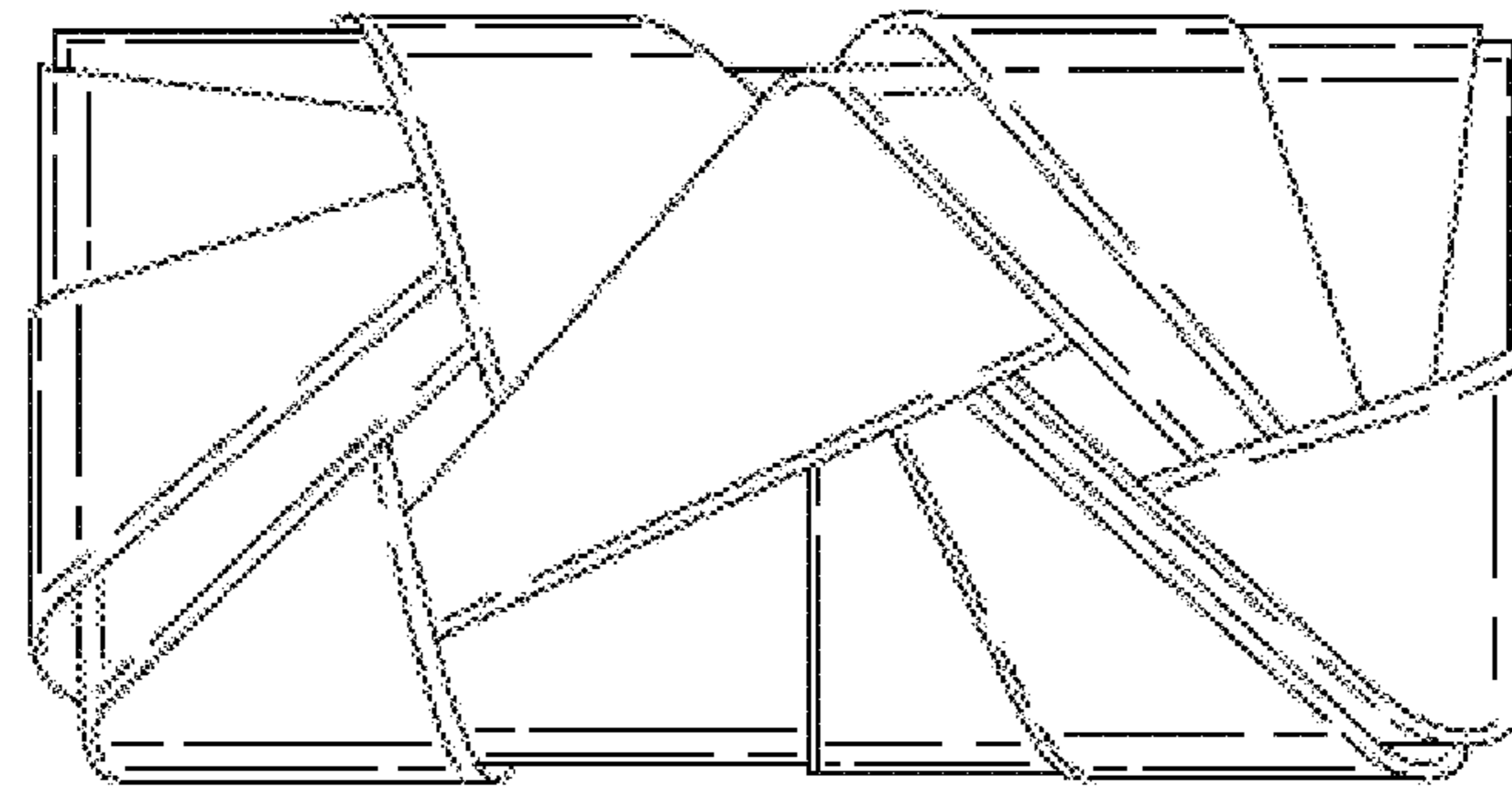


FIG. 5

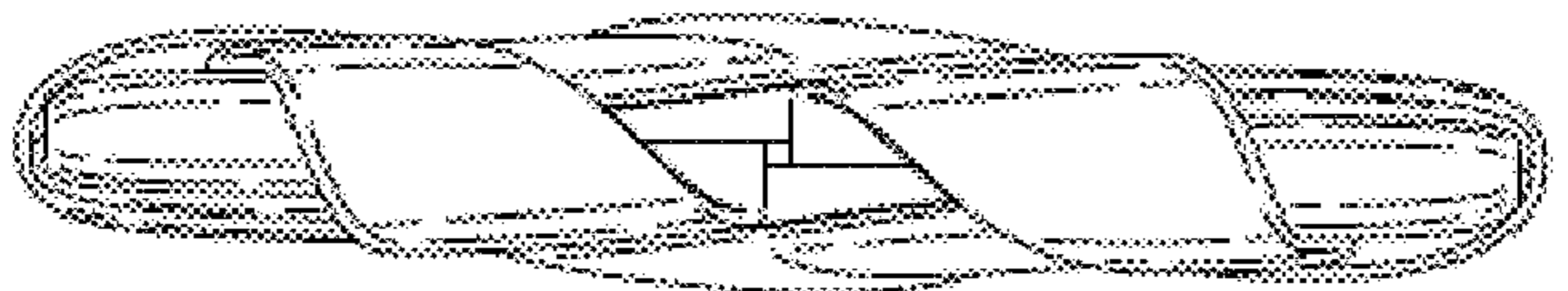


FIG. 6

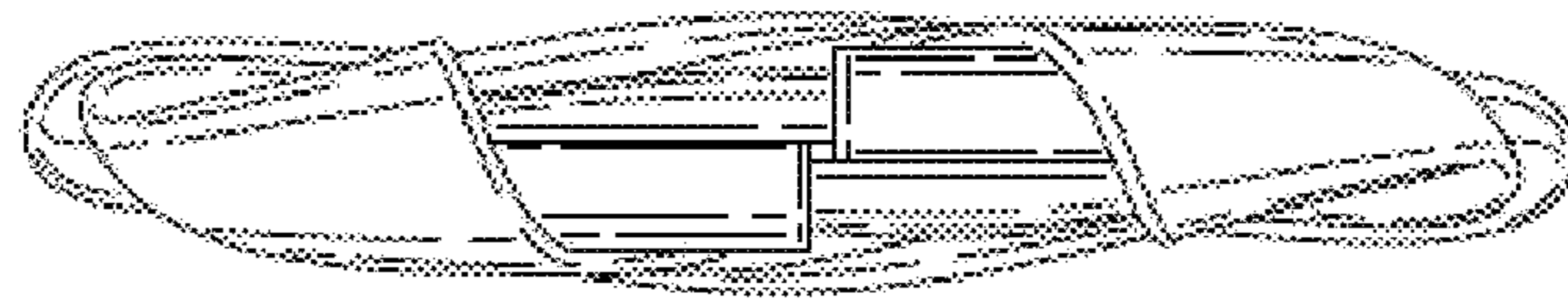


FIG. 7



FIG. 8

