



US00D757414S

(12) **United States Design Patent**  
**Lane**

(10) **Patent No.:** **US D757,414 S**

(45) **Date of Patent:** **\*\* May 31, 2016**

(54) **GOLF SHOE UPPER**

(71) Applicant: **Acushnet Company**, Fairhaven, MA  
(US)

(72) Inventor: **John F. Lane**, Weymouth, MA (US)

(73) Assignee: **Acushnet Company**, Fairhaven, MA  
(US)

(\*\*) Term: **14 Years**

(21) Appl. No.: **29/512,642**

(22) Filed: **Dec. 22, 2014**

(51) **LOC (10) Cl.** ..... **02-04**

(52) **U.S. Cl.**  
USPC ..... **D2/969**

(58) **Field of Classification Search**  
USPC ..... D2/902, 906-908, 944, 969, 971-974  
CPC .. A43B 13/181; A43B 13/141; A43B 13/186;  
A43B 13/188; A43B 23/00; A43B 23/02;  
A43B 5/00; A43B 23/26; A43B 1/04; A43B  
11/14; A43B 7/00; A43C 1/00; A43C 1/04;  
A43C 1/06  
See application file for complete search history.

(56) **References Cited**

**U.S. PATENT DOCUMENTS**

D395,353 S \* 6/1998 Avar ..... D2/972  
D504,210 S \* 4/2005 Le ..... D2/969  
D517,306 S 3/2006 Hoefl  
D523,624 S 6/2006 Kuerbis

D533,712 S 12/2006 Fuerst  
D560,339 S \* 1/2008 Lane, III ..... D2/969  
D560,341 S \* 1/2008 Mochen ..... D2/969  
D571,546 S \* 6/2008 Lane, III ..... D2/969  
D595,494 S \* 7/2009 Lane, III ..... D2/906  
D603,596 S 11/2009 Feeney et al.  
D603,597 S 11/2009 Bacon  
D630,831 S \* 1/2011 Lane, III ..... D2/969  
D663,933 S \* 7/2012 Lane ..... D2/906  
D684,760 S 6/2013 Williams, Jr.  
D740,533 S \* 10/2015 Bacon ..... D2/907

\* cited by examiner

*Primary Examiner* — Dominic Simone

(74) *Attorney, Agent, or Firm* — Daniel W. Sullivan

(57) **CLAIM**

The ornamental design for a golf shoe upper, as shown and described.

**DESCRIPTION**

FIG. 1 is a top perspective view of the golf shoe upper showing my new design;  
FIG. 2 is a lateral side elevation view thereof;  
FIG. 3 is a top plan view thereof;  
FIG. 4 is a medial side elevation view thereof;  
FIG. 5 is a bottom plan view thereof;  
FIG. 6 is a front elevation view thereof; and,  
FIG. 7 is a rear elevation view thereof.

In FIGS. 1-7, the broken lines on the top surface of the shoe showing a logo form no part of the claimed design. In FIGS. 1-7, the broken lines on the bottom surface of the shoe showing a shoe outsole including cleats form no part of the claimed design.

**1 Claim, 4 Drawing Sheets**



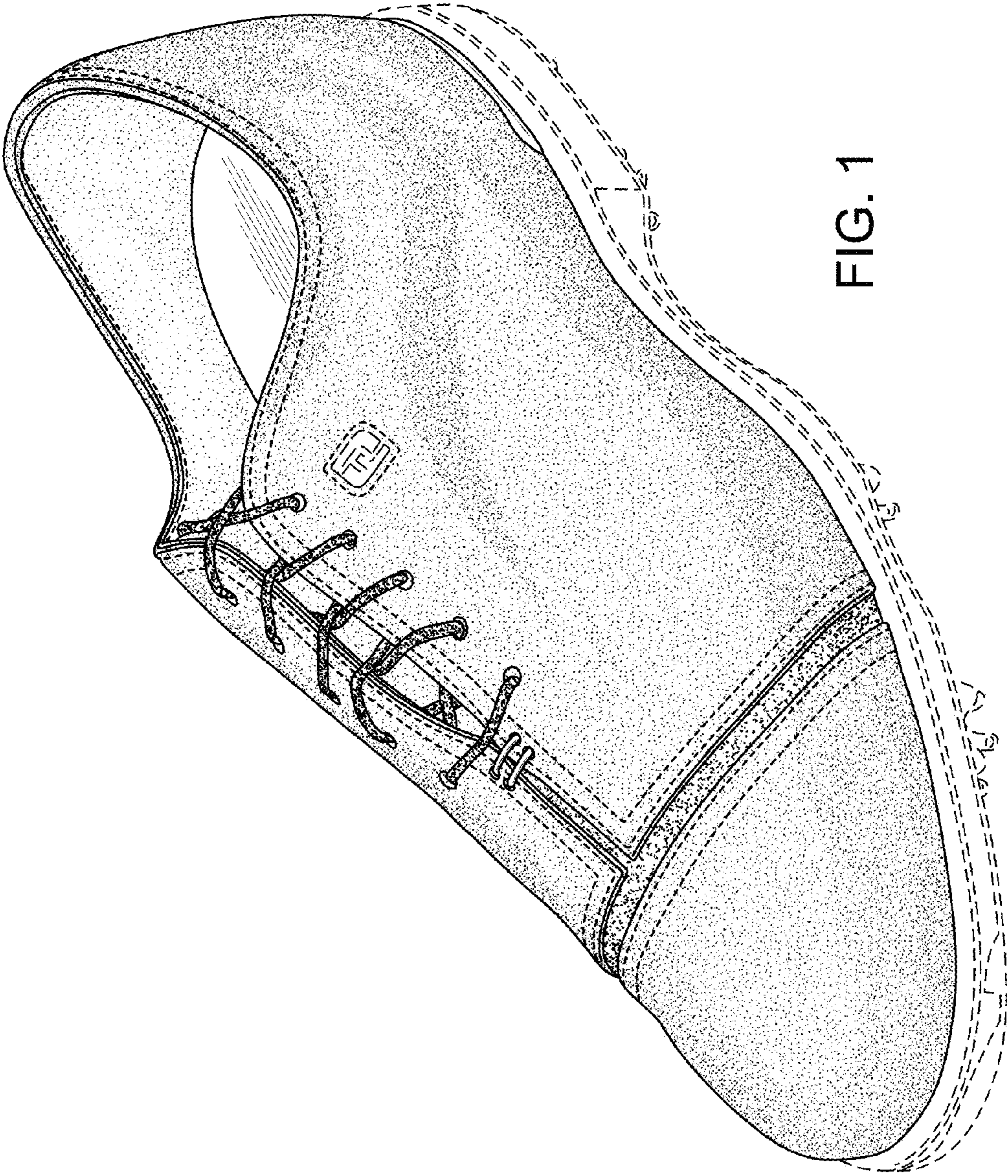


FIG. 1

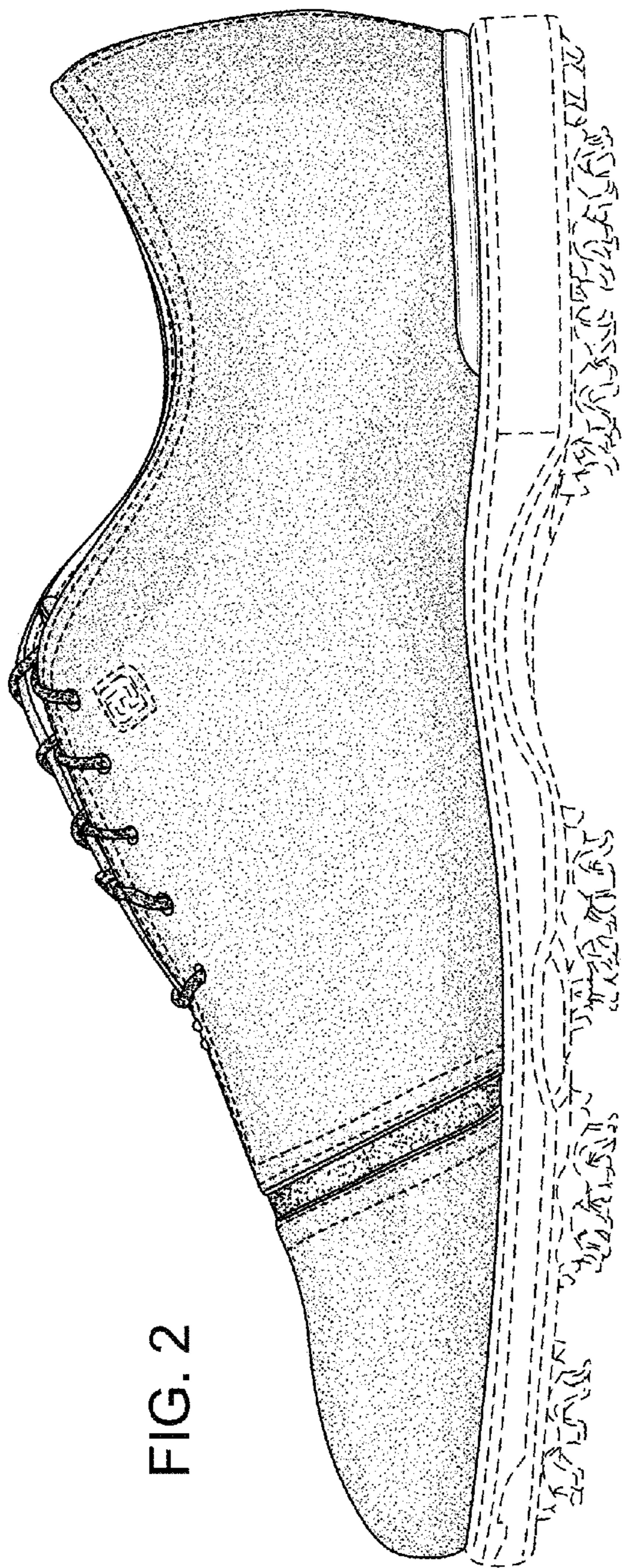


FIG. 2

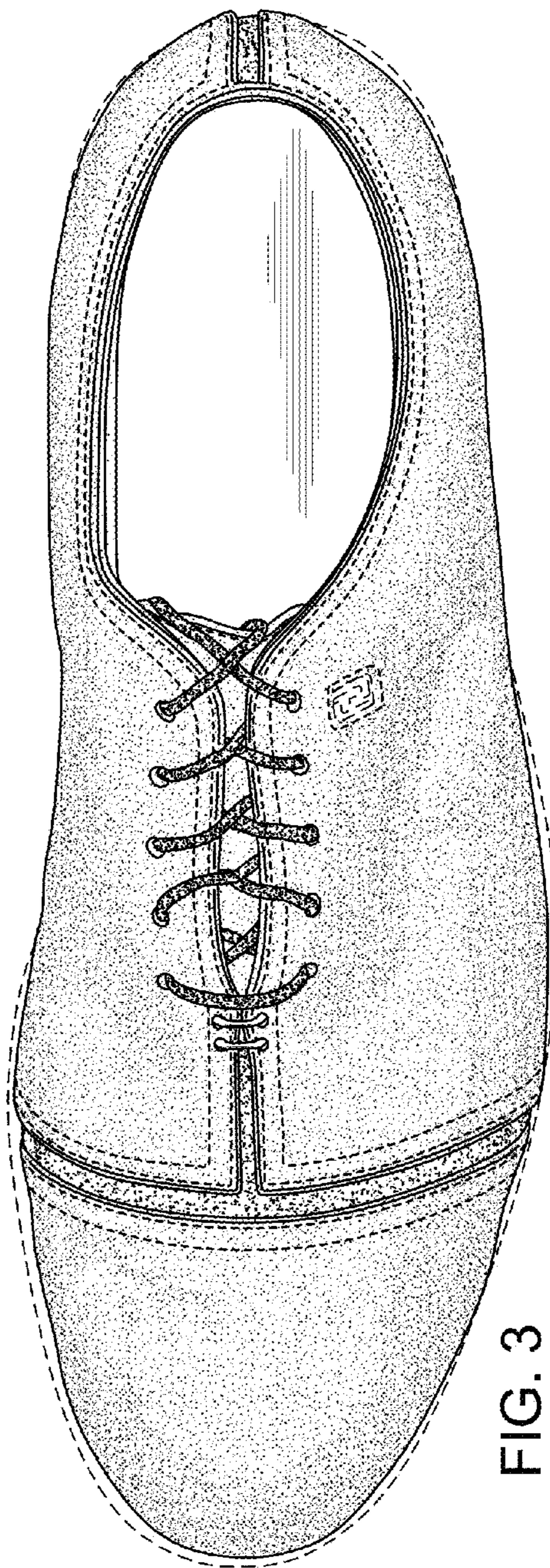


FIG. 3

FIG. 4

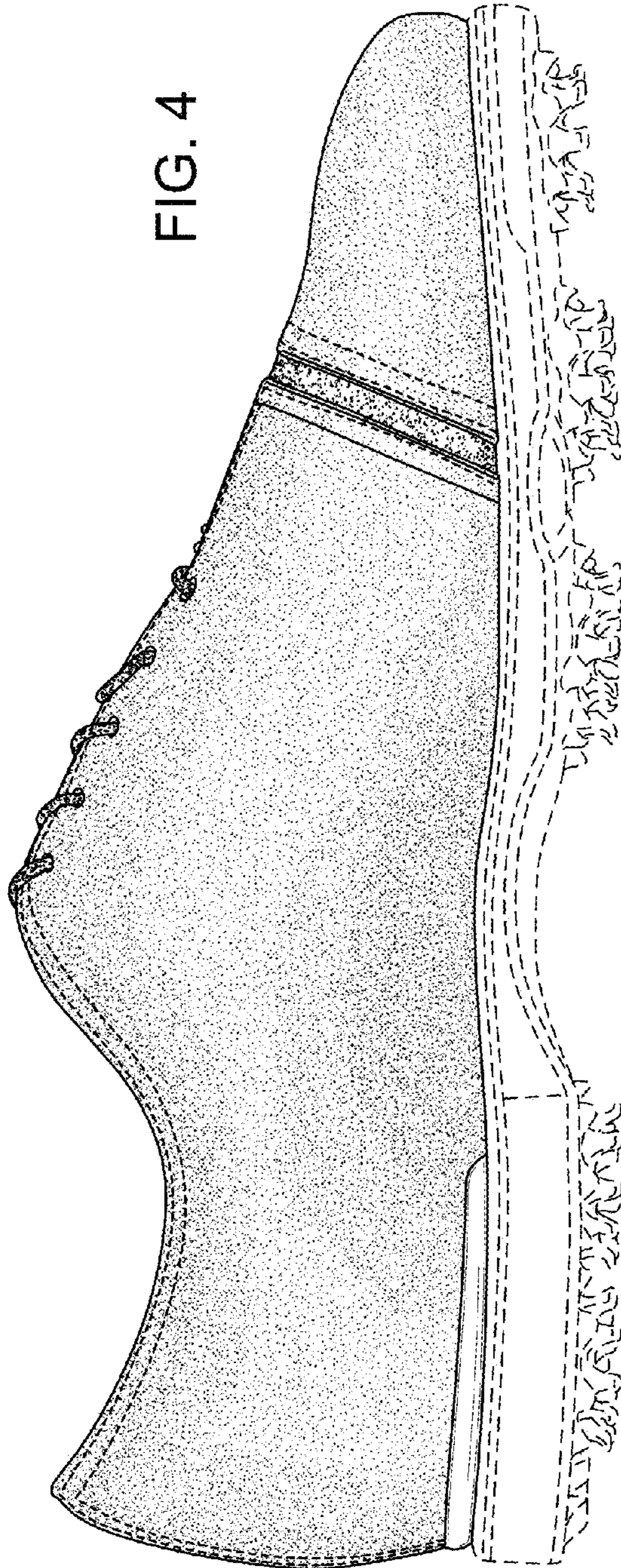
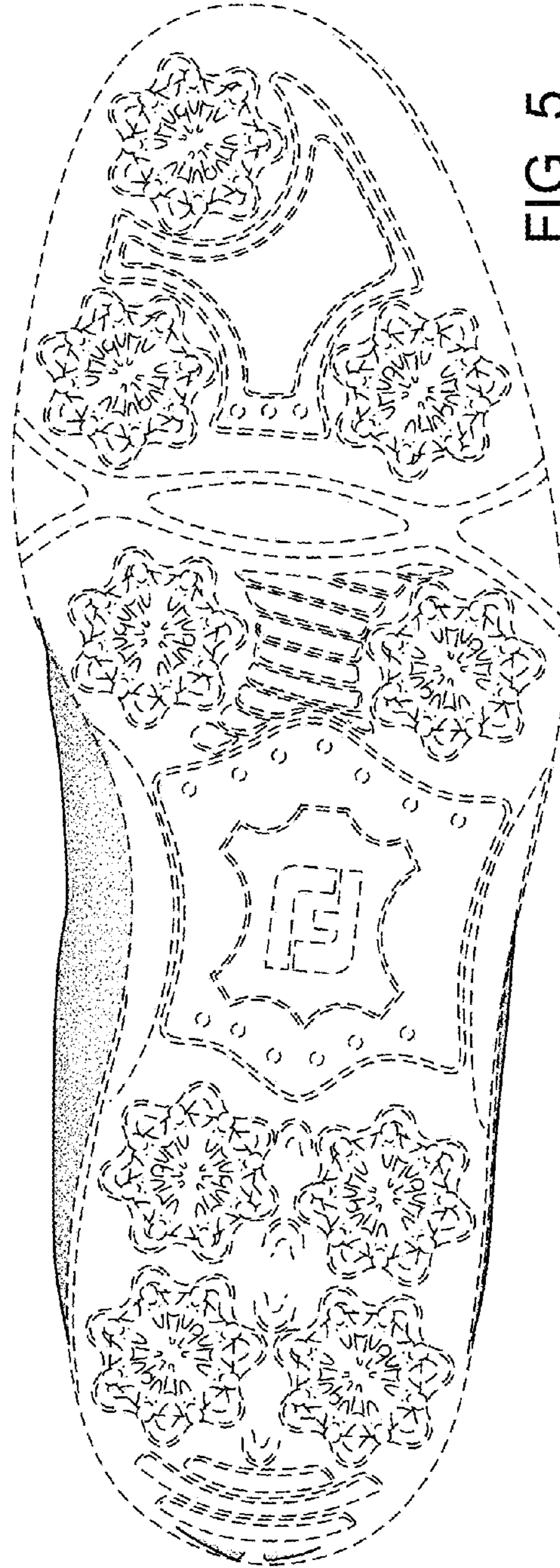


FIG. 5



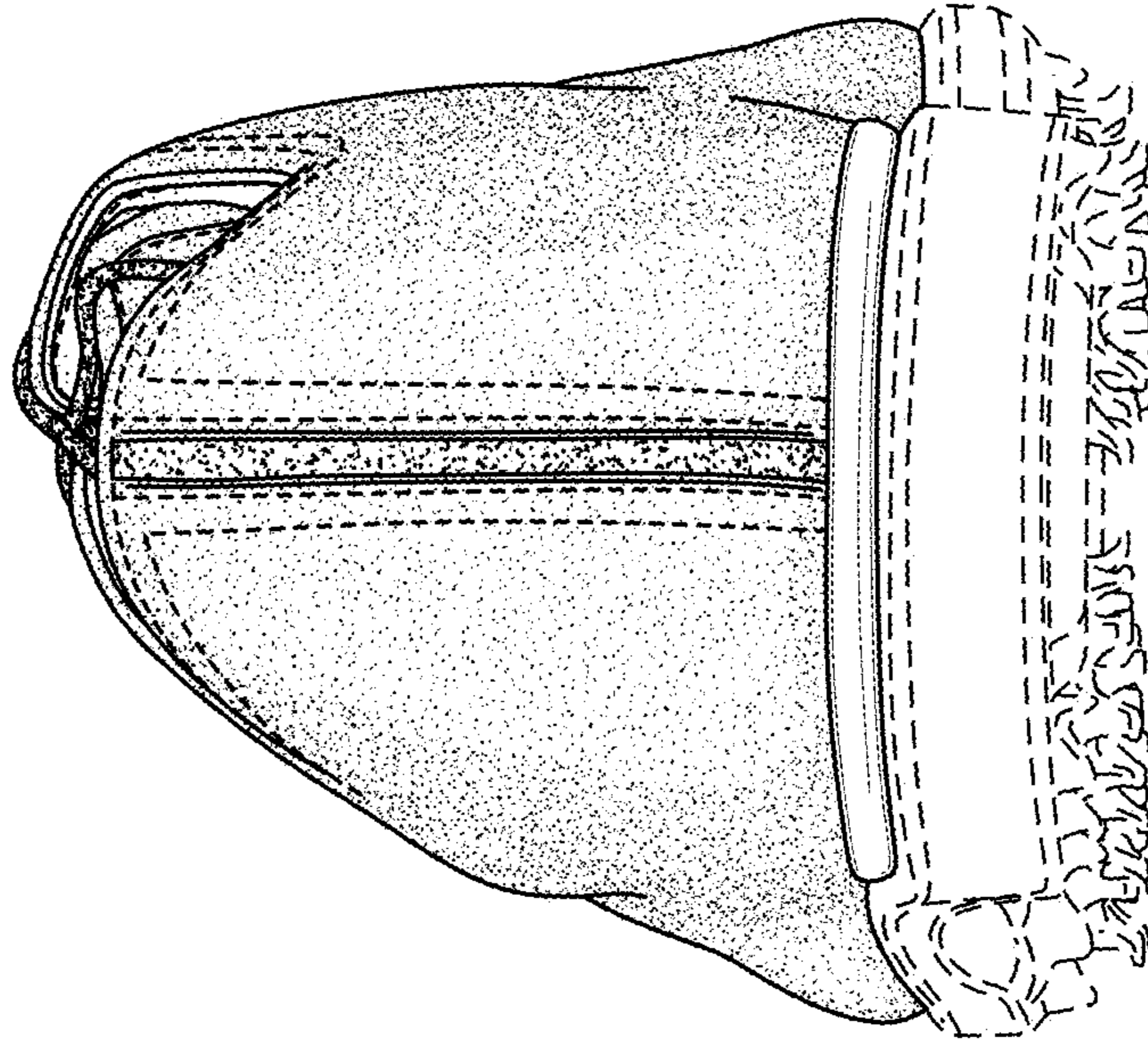


FIG. 6

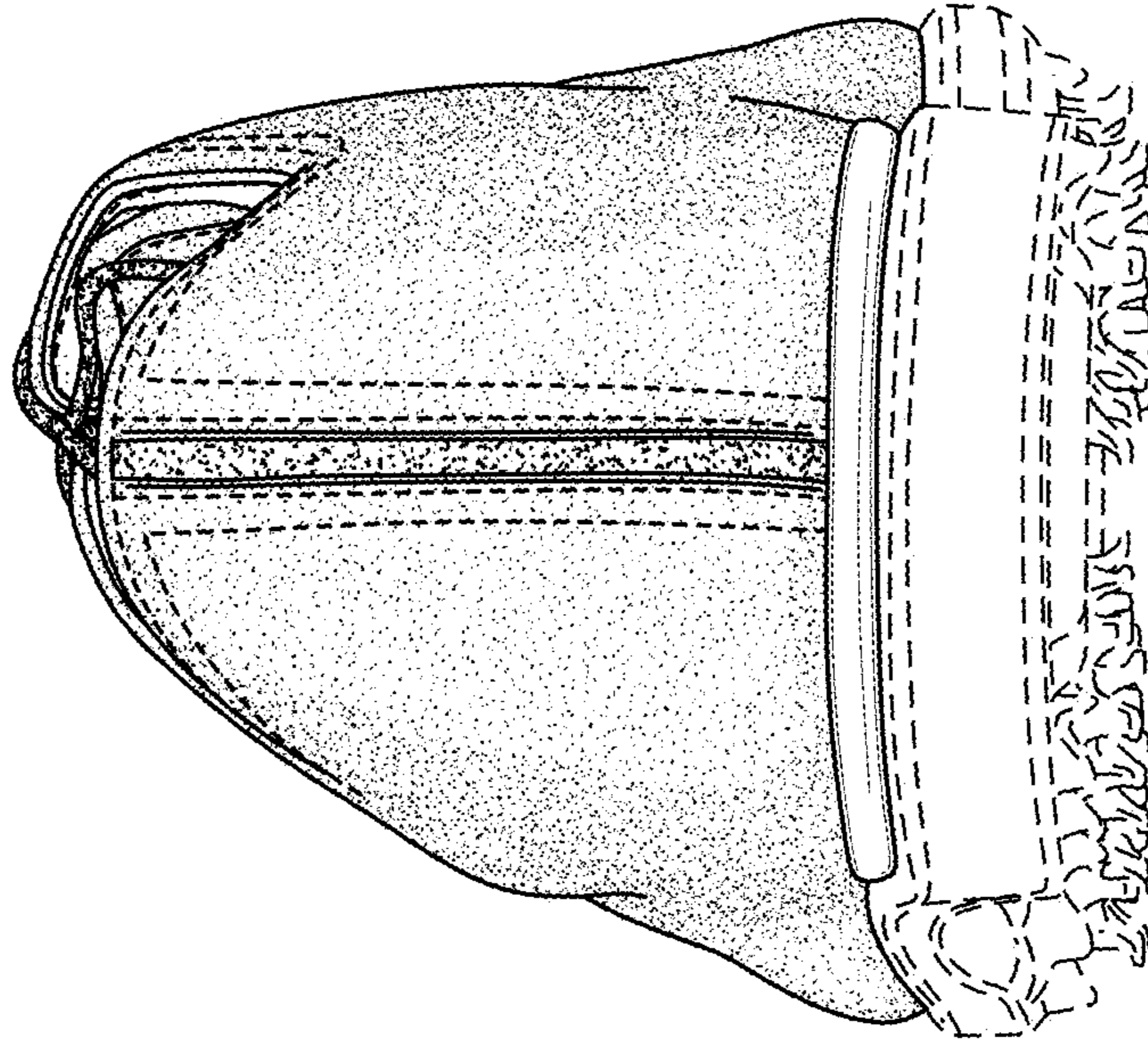


FIG. 7