



US00D757413S

(12) **United States Design Patent**  
**Bacon**

(10) **Patent No.:** **US D757,413 S**  
(45) **Date of Patent:** **\*\* May 31, 2016**

- (54) **GOLF SHOE UPPER**
- (71) Applicant: **Acushnet Company**, Fairhaven, MA  
(US)
- (72) Inventor: **Jonathan G. Bacon**, East Taunton, MA  
(US)
- (73) Assignee: **Acushnet Company**, Fairhaven, MA  
(US)
- (\*\*) Term: **14 Years**
- (21) Appl. No.: **29/494,218**
- (22) Filed: **Jun. 18, 2014**
- (51) **LOC (10) Cl.** ..... **02-04**
- (52) **U.S. Cl.**  
USPC ..... **D2/969**
- (58) **Field of Classification Search**  
USPC ..... D2/902, 906-908, 944, 969, 971-974  
CPC .. A43B 13/181; A43B 13/141; A43B 13/186;  
A43B 13/188; A43B 23/00; A43B 23/02;  
A43B 5/00; A43B 23/26; A43B 1/04; A43B  
11/14; A43B 7/00; A63C 1/00; A63C 1/04;  
A63C 1/06  
See application file for complete search history.

D595,945 S *	7/2009	Mochen	.....	D2/906
D603,596 S *	11/2009	Feeney	.....	D2/969
D603,597 S	11/2009	Bacon		
D604,034 S	11/2009	Bacon		
D628,783 S *	12/2010	Mochen	.....	D2/969
D628,785 S *	12/2010	Feeney	.....	D2/969
D633,702 S	3/2011	Mochen et al.		
D654,680 S	2/2012	Mochen		
D654,681 S *	2/2012	Bacon	.....	D2/906
D656,306 S *	3/2012	Bacon	.....	D2/969
D656,307 S	3/2012	Feeney		
D663,934 S *	7/2012	Bacon	.....	D2/906
D663,935 S *	7/2012	Mochen	.....	D2/906
D663,936 S *	7/2012	Lane	.....	D2/906
D722,760 S *	2/2015	Lane	.....	D2/907
D723,257 S *	3/2015	Bacon	.....	D2/907
D725,360 S *	3/2015	Bacon	.....	D2/907
D728,205 S *	5/2015	Weddle	.....	D2/906

\* cited by examiner

*Primary Examiner* — Dominic Simone

(74) *Attorney, Agent, or Firm* — Daniel W. Sullivan

(57) **CLAIM**

The ornamental design for a golf shoe upper, as shown and described.

**DESCRIPTION**


FIG. 1 is a top, front, lateral perspective view of the golf shoe showing my new design;  
 FIG. 2 is a lateral side elevation view thereof;  
 FIG. 3 is a top plan view thereof;  
 FIG. 4 is a medial side elevation view thereof;  
 FIG. 5 is a bottom plan view thereof;  
 FIG. 6 is a front elevation view thereof; and,  
 FIG. 7 is a rear elevation view thereof.  
 In FIGS. 1-7, the broken lines showing logos and a shoe outsole including cleats and traction elements are for illustration purposes only and form no part of the claimed design.

**1 Claim, 4 Drawing Sheets**

(56) **References Cited**

**U.S. PATENT DOCUMENTS**

D235,700 S *	7/1975	Seater	.....	D2/906
D418,667 S *	1/2000	McNaught	.....	D2/969
D541,025 S *	4/2007	Mochen	.....	D2/969
D541,516 S *	5/2007	Lane, III	.....	D2/906
D546,053 S *	7/2007	Mayden	.....	D2/972
D560,338 S *	1/2008	Lane, III	.....	D2/969
D560,341 S *	1/2008	Mochen	.....	D2/969
D560,343 S *	1/2008	Mochen	.....	D2/969
D561,453 S *	2/2008	Lane, III	.....	D2/969
D595,040 S *	6/2009	Mochen	.....	D2/906



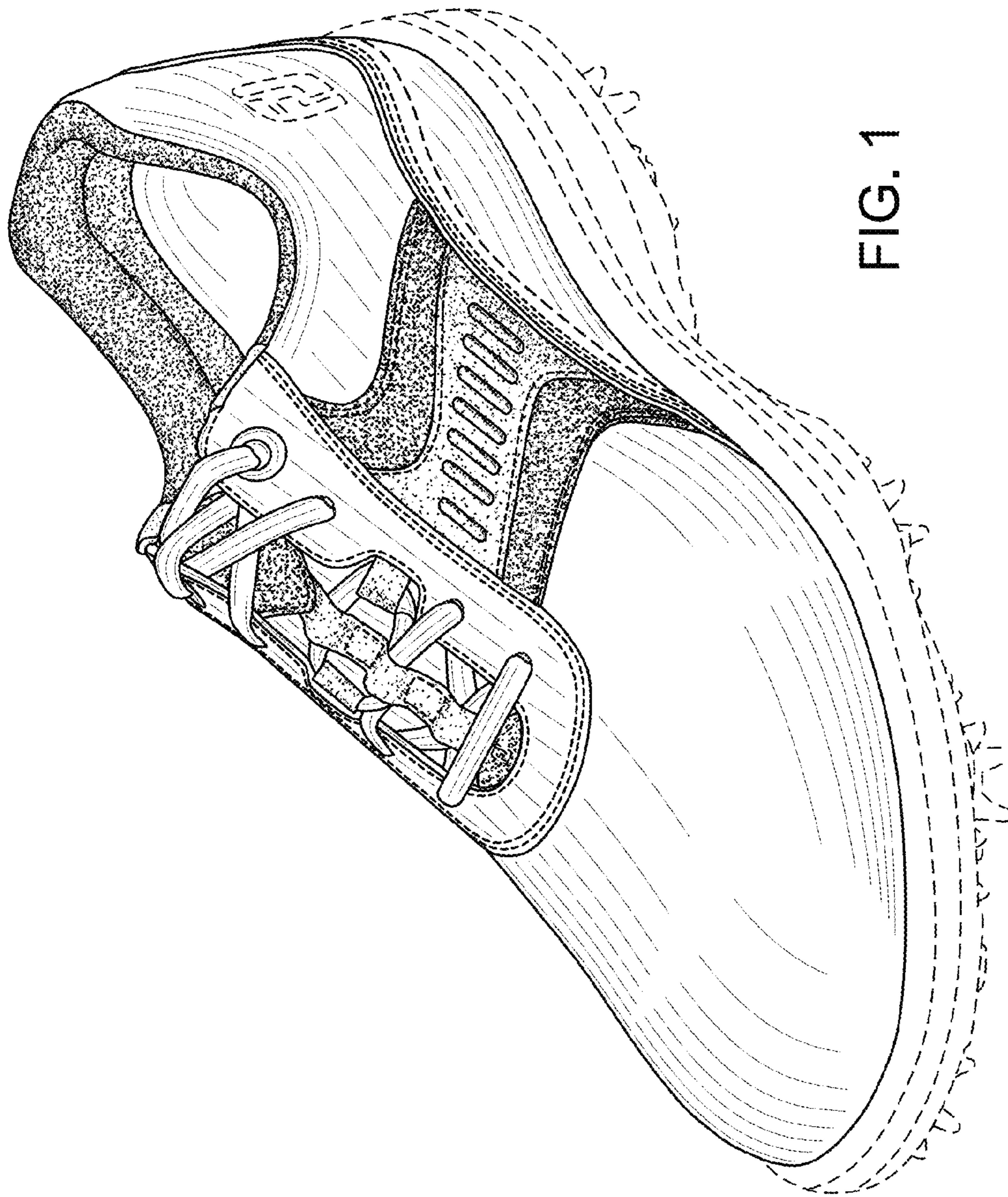


FIG. 1

FIG. 2

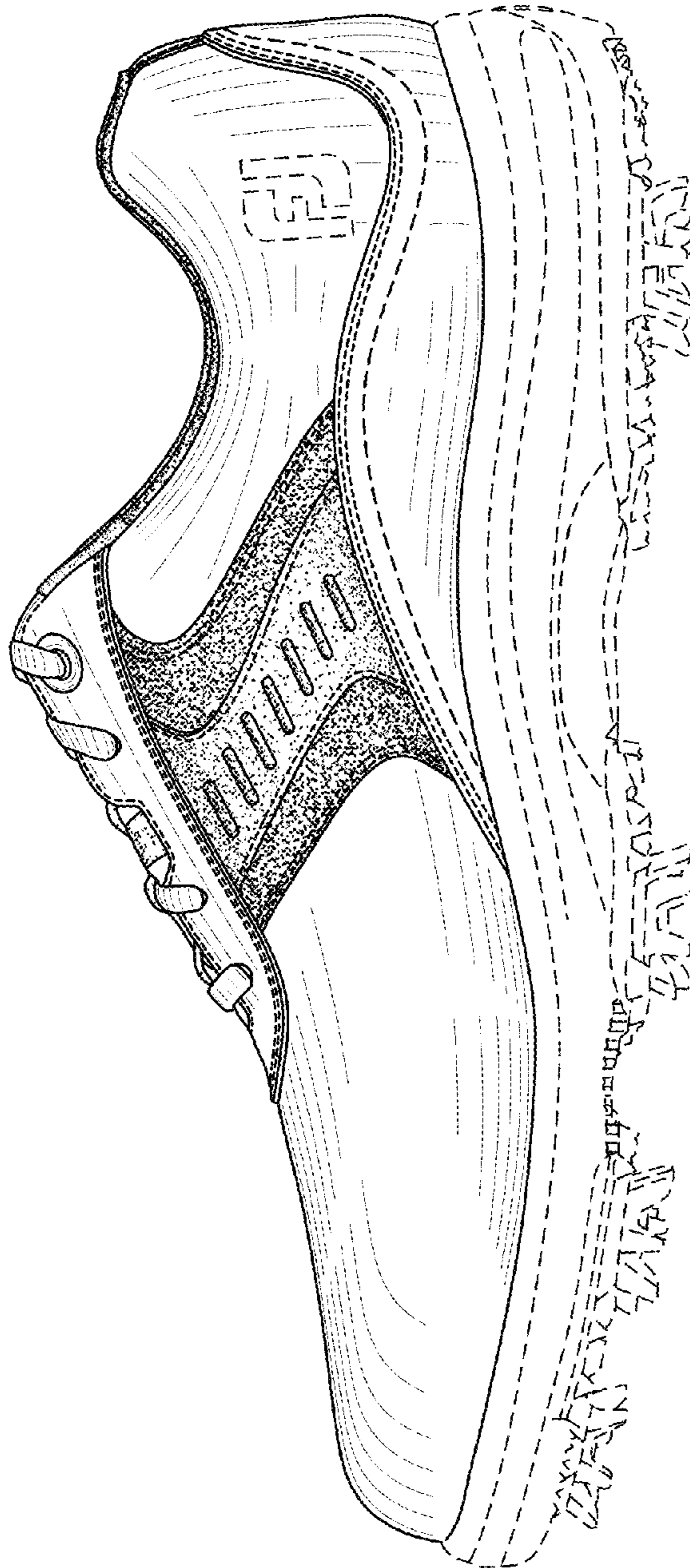
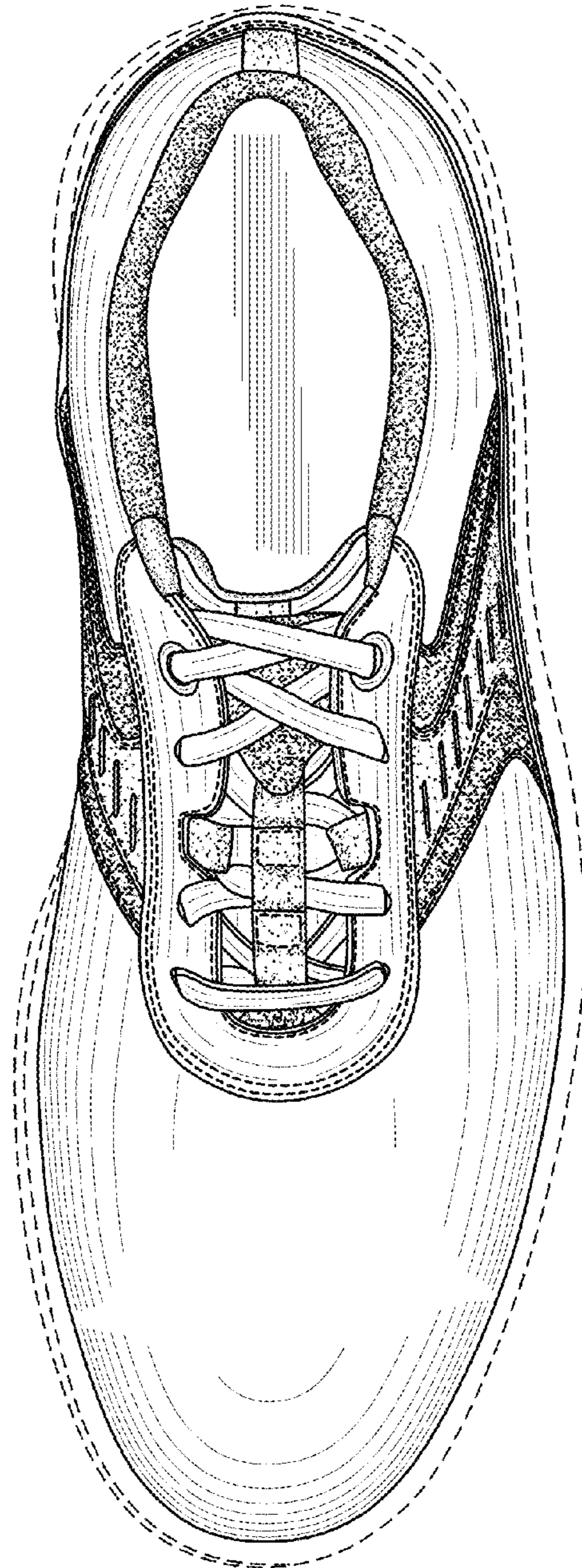


FIG. 3



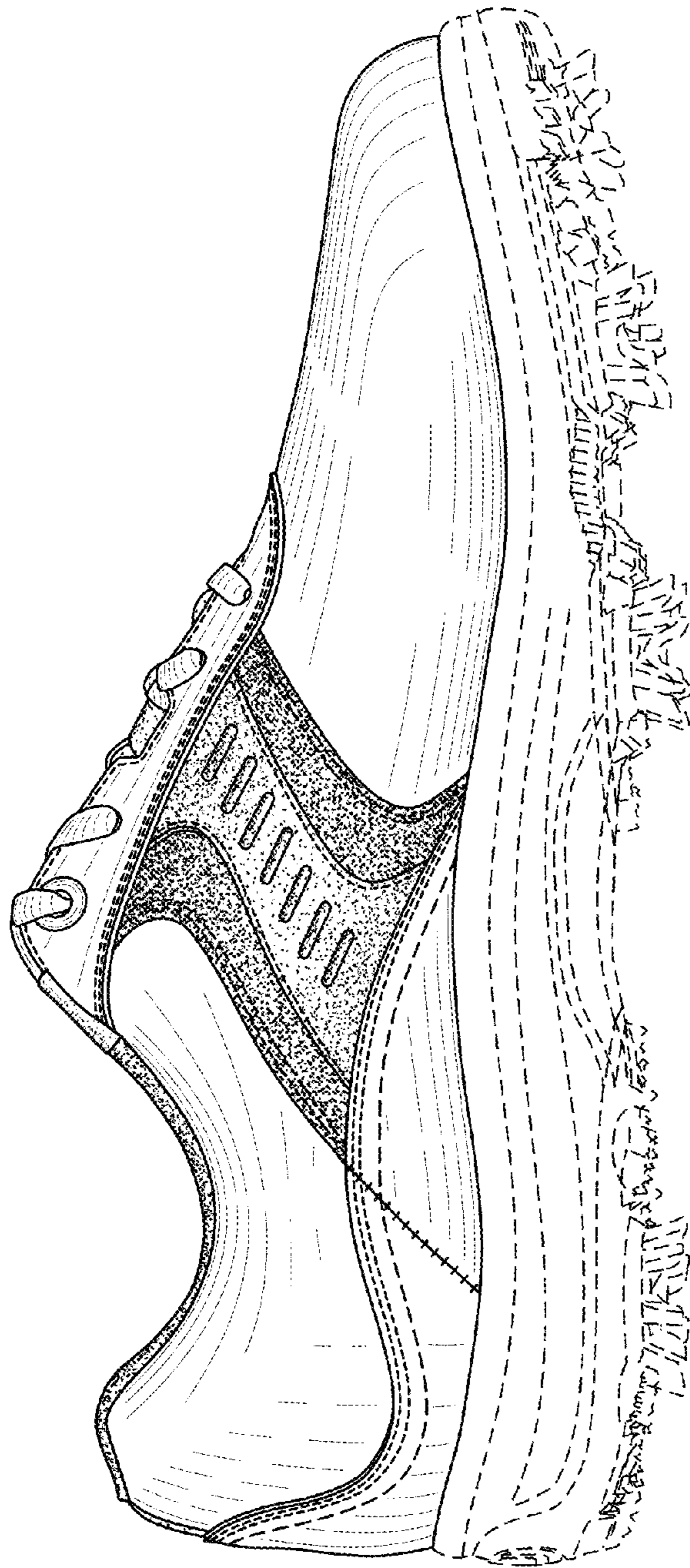


FIG. 4

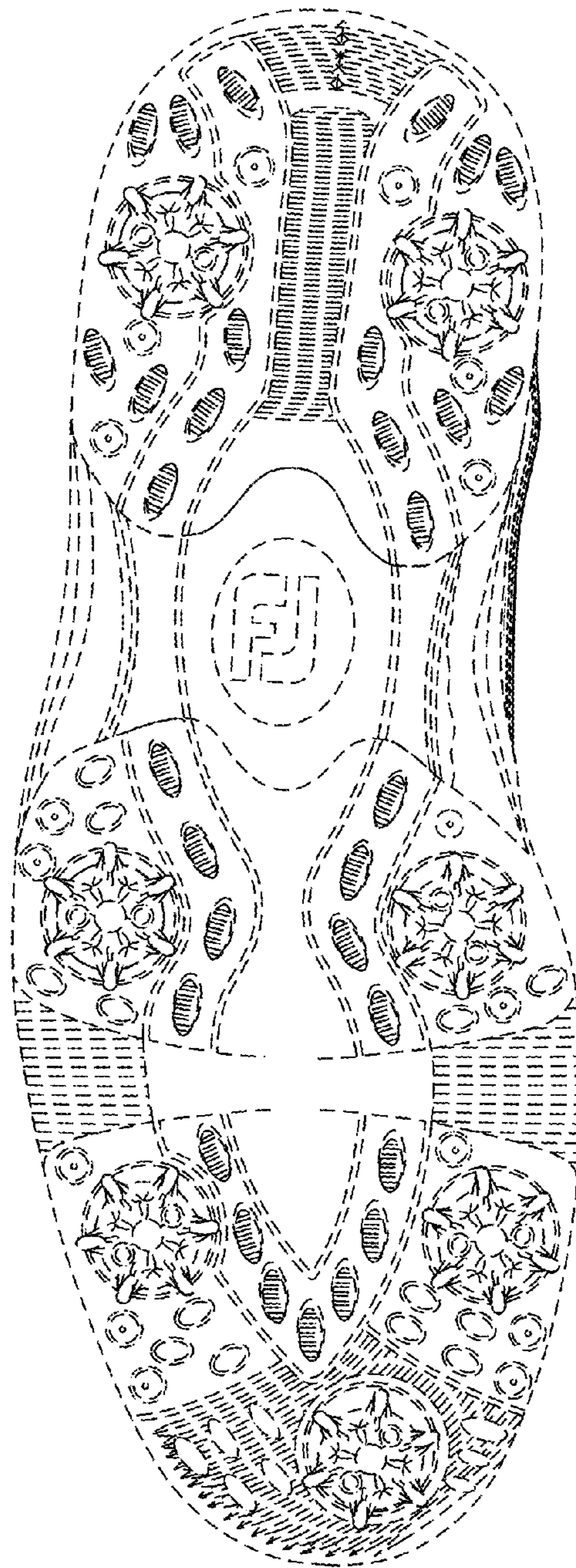


FIG. 5

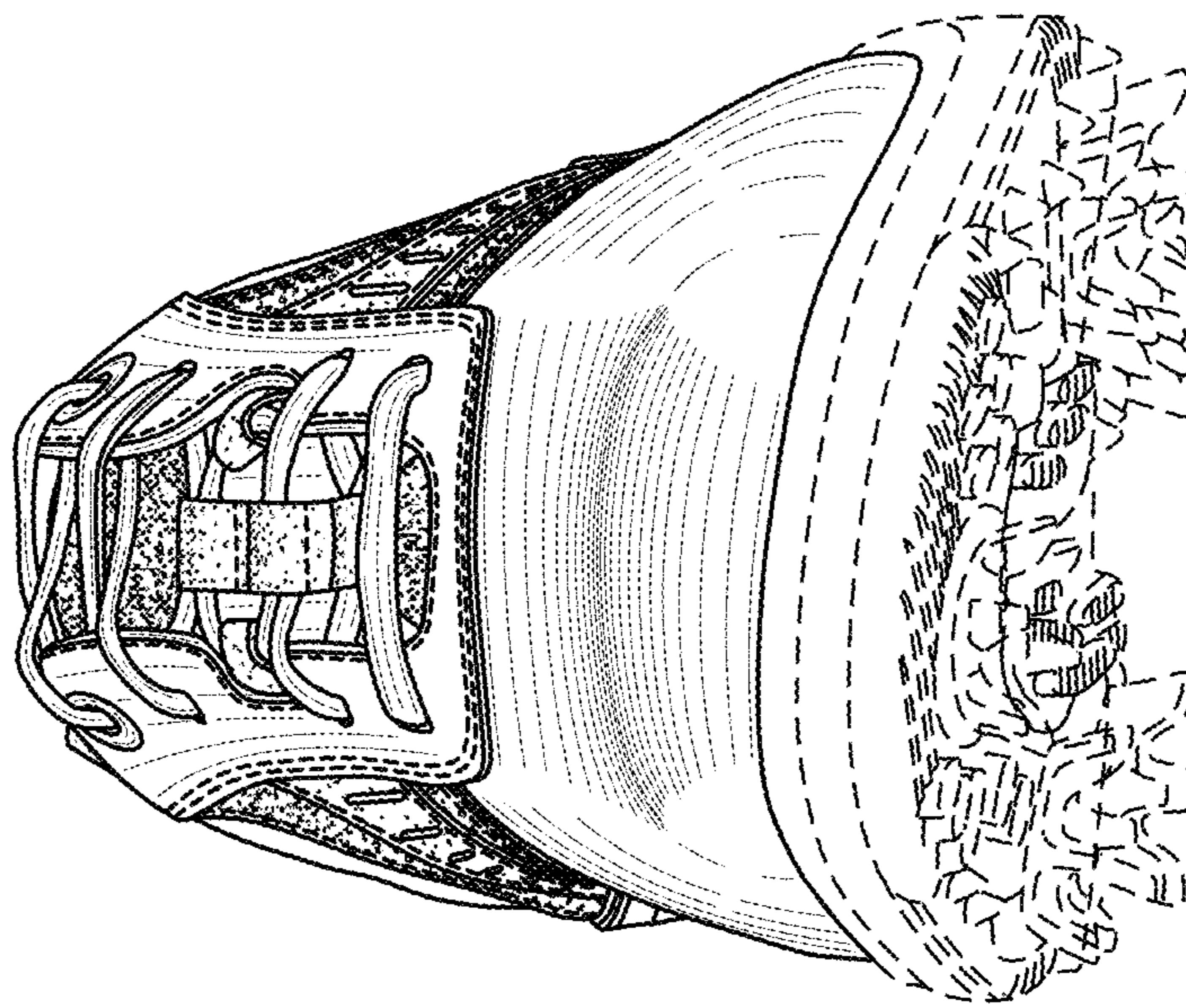


FIG. 6

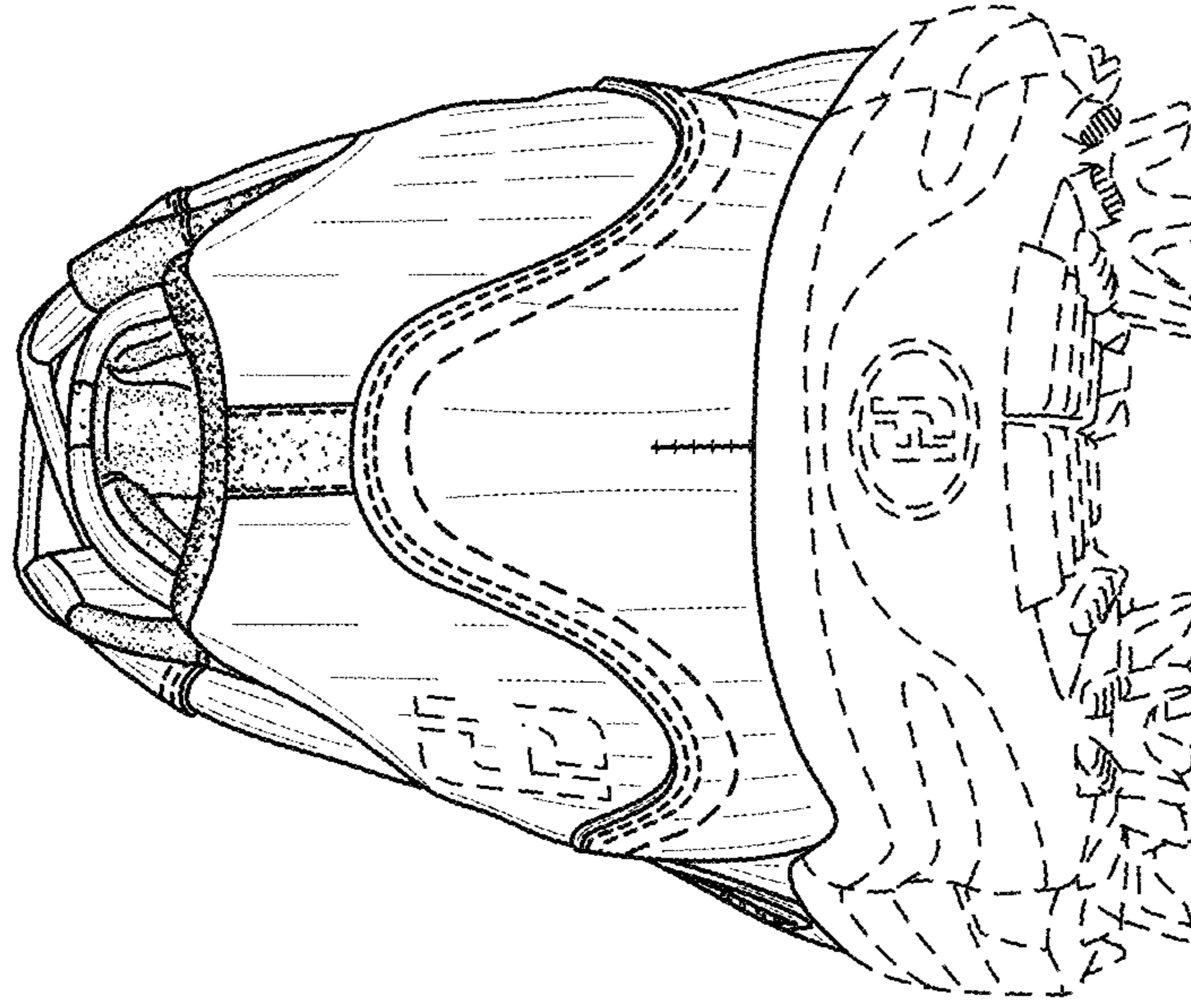


FIG. 7