



US00D757397S

(12) **United States Design Patent**
Huang

(10) **Patent No.:** **US D757,397 S**
(45) **Date of Patent:** **** May 31, 2016**

(54) **CLOTHING**

(71) Applicant: **WELL & DAVID CORP.**, Kaohsiung (TW)

(72) Inventor: **Po-Tsang Huang**, Kaohsiung (TW)

(73) Assignee: **Well & David Corp.**, Kaohsiung (TW)

(**) Term: **14 Years**

(21) Appl. No.: **29/520,530**

(22) Filed: **Mar. 16, 2015**

(51) **LOC (10) Cl.** **02-02**

(52) **U.S. Cl.**
USPC **D2/828**

(58) **Field of Classification Search**
USPC D2/828, 839, 750, 847, 755, 831, 717,
D2/739, 743, 830; 2/125, 102, 108, 93, 69,
2/97
CPC A41D 3/00; A41D 27/10; A41D 15/00
See application file for complete search history.

(56) **References Cited**

U.S. PATENT DOCUMENTS

D271,154 S *	11/1983	Dowling	D2/847
4,475,252 A *	10/1984	Peyser	A41D 3/00 2/125
4,554,682 A *	11/1985	Hillquist	A41D 3/00 2/102
D306,511 S *	3/1990	Jones	D2/839
D318,362 S *	7/1991	Aiken	D2/755
D338,773 S *	8/1993	Wilde	D2/831
D341,471 S *	11/1993	Cross	D2/717
D414,013 S *	9/1999	Group	D2/828
D421,329 S *	3/2000	Adams	D2/828
6,119,270 A *	9/2000	Chou	A41D 3/00 2/108
D463,094 S *	9/2002	Haselmayer	D2/739
D498,037 S *	11/2004	Bay	D2/828
D526,467 S *	8/2006	Kent	D2/828

D526,469 S *	8/2006	Collier	D2/847
D529,687 S *	10/2006	Rindle	D2/828
D539,508 S *	4/2007	Rogers	D2/731

(Continued)

FOREIGN PATENT DOCUMENTS

GB	2087449	*	12/1999
JP	D1203602	*	4/2004
JP	D1220383	*	10/2004

OTHER PUBLICATIONS

Nike Sweatless Hooded Jacket—6 pm, Announced Jan. 17, 2013, [Site Visited Feb. 10, 2016] <http://www.6pm.com/nike-sweatless-hooded-jacket>.*

(Continued)

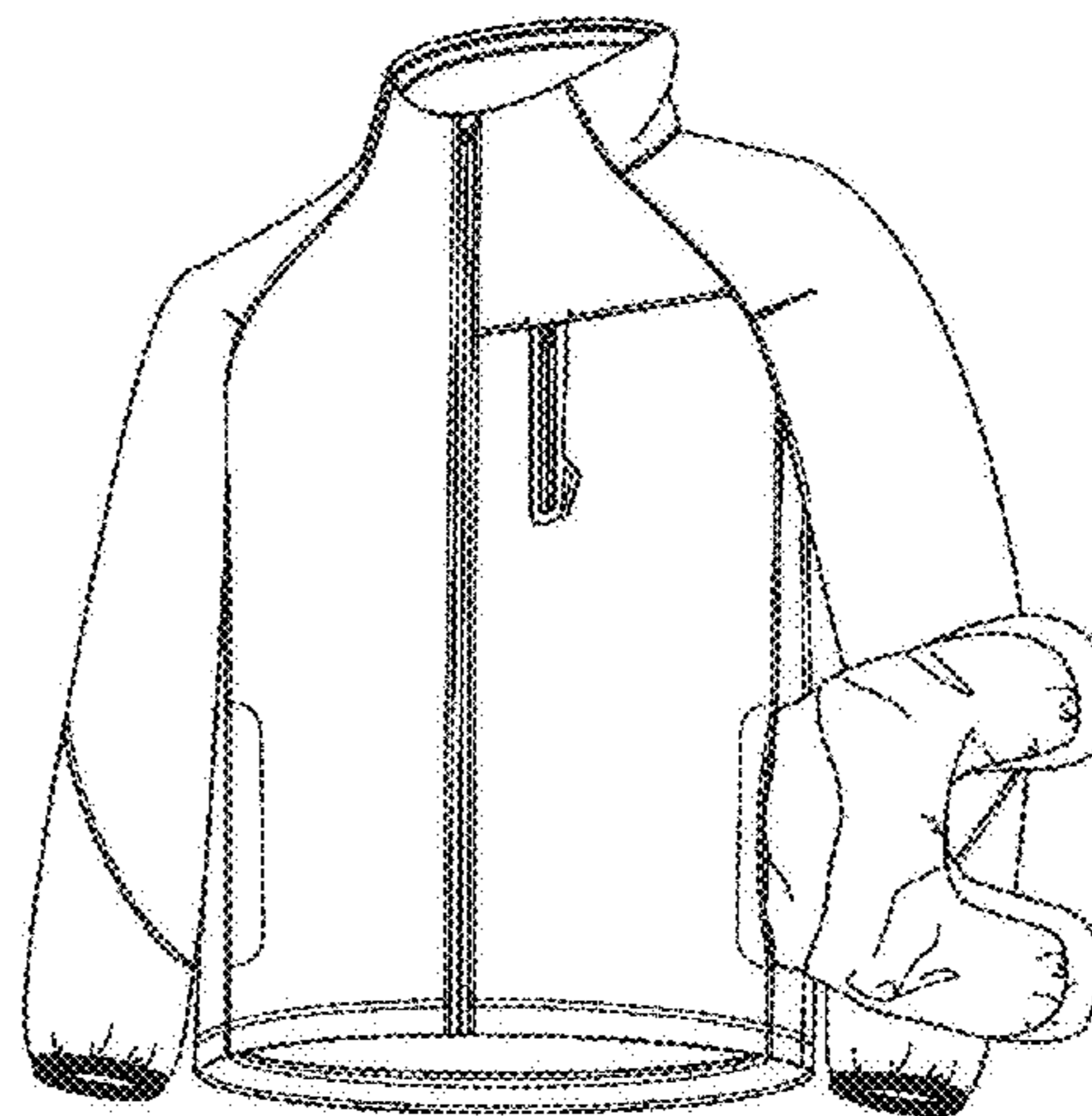
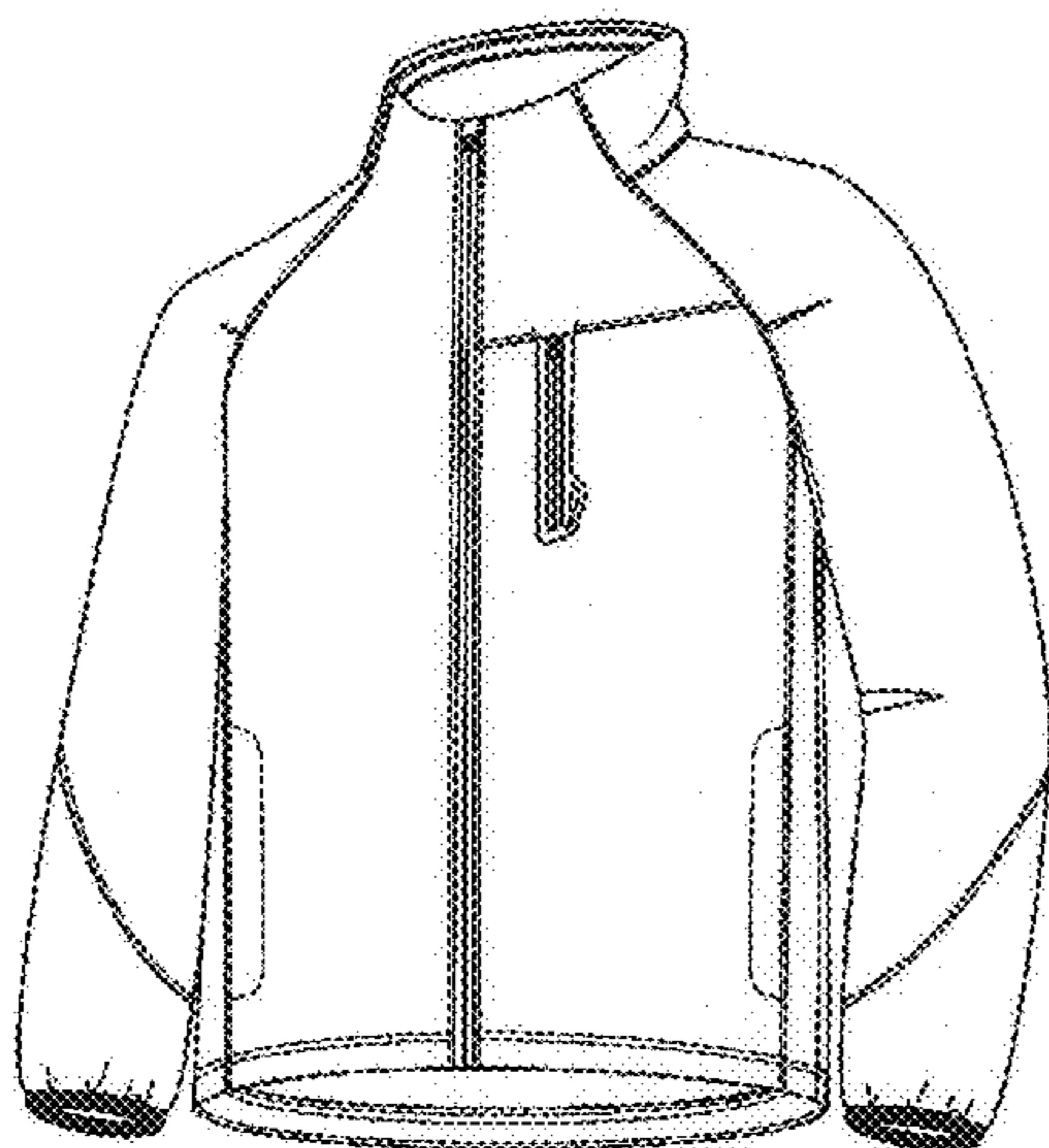
Primary Examiner — John Windmuller
Assistant Examiner — Luqman McNeil
(74) *Attorney, Agent, or Firm* — Rosenberg, Klein & Lee

(57) **CLAIM**
The ornamental design for clothing, as shown and described.

DESCRIPTION

FIG. 1 is a perspective view of clothing showing my new design;
FIG. 2 is a top plan view thereof;
FIG. 3 is a bottom plan view thereof;
FIG. 4 is a front elevational view thereof;
FIG. 5 is a rear elevational view thereof;
FIG. 6 is a right side elevational view thereof;
FIG. 7 is a left side elevational view thereof;
FIG. 8 is a front elevational view thereof showing a lining of a storage pocket which is pulled inside out;
FIG. 9 is a perspective view of the clothing stuffed into the lining of the storage pocket; and,
FIG. 10 is a perspective view of the clothing converted into a U-shaped pillow.
The broken lines shown in the views are understood to represent stitching.

1 Claim, 8 Drawing Sheets



(56)

References Cited

U.S. PATENT DOCUMENTS

D555,878 S * 11/2007 Bay D2/828
 D573,312 S * 7/2008 Siepmann D2/743
 D622,937 S * 9/2010 Bay D2/830
 D639,025 S * 6/2011 Holder D2/839
 D641,137 S * 7/2011 Evans D2/839
 D654,664 S * 2/2012 Evans D2/839
 D662,282 S * 6/2012 Meunier-Bouchard D2/828
 D693,093 S * 11/2013 Pasloski D2/750
 D693,094 S * 11/2013 Pasloski D2/750
 D698,524 S * 2/2014 Roberts D2/839
 D702,419 S * 4/2014 Mertes D2/828
 2003/0051286 A1* 3/2003 Gregg A41D 27/10
 2/93

2004/0221362 A1* 11/2004 Bosne A41D 3/00
 2/93
 2006/0048263 A1* 3/2006 Walsh A41D 27/10
 2/69
 2006/0277652 A1* 12/2006 Okajima A41D 13/00
 2/93
 2009/0249529 A1* 10/2009 Rodriguez A41D 3/00
 2/97
 2012/0096622 A1* 4/2012 Johnson A41D 15/00
 2/93

OTHER PUBLICATIONS

For 3M Fanatics Vapor Flash Jacket—p. 23, Announced Dec. 9, 2014,
 [Site Visited Feb. 10, 2016] <http://niketalk.com/t/319284/for-3m-fanatics-vapor-flash-jacket/660>.*

* cited by examiner

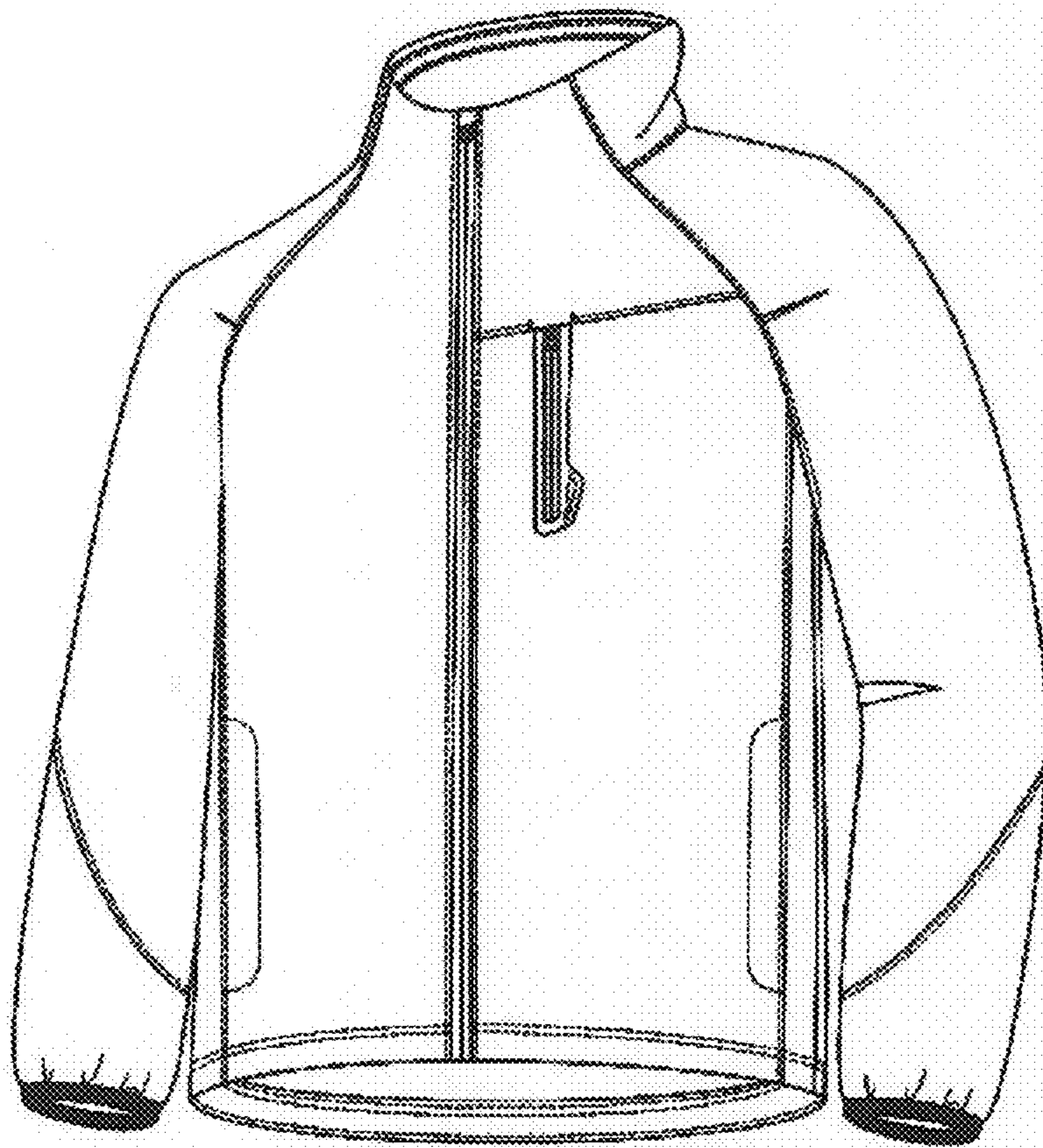


FIG. 1

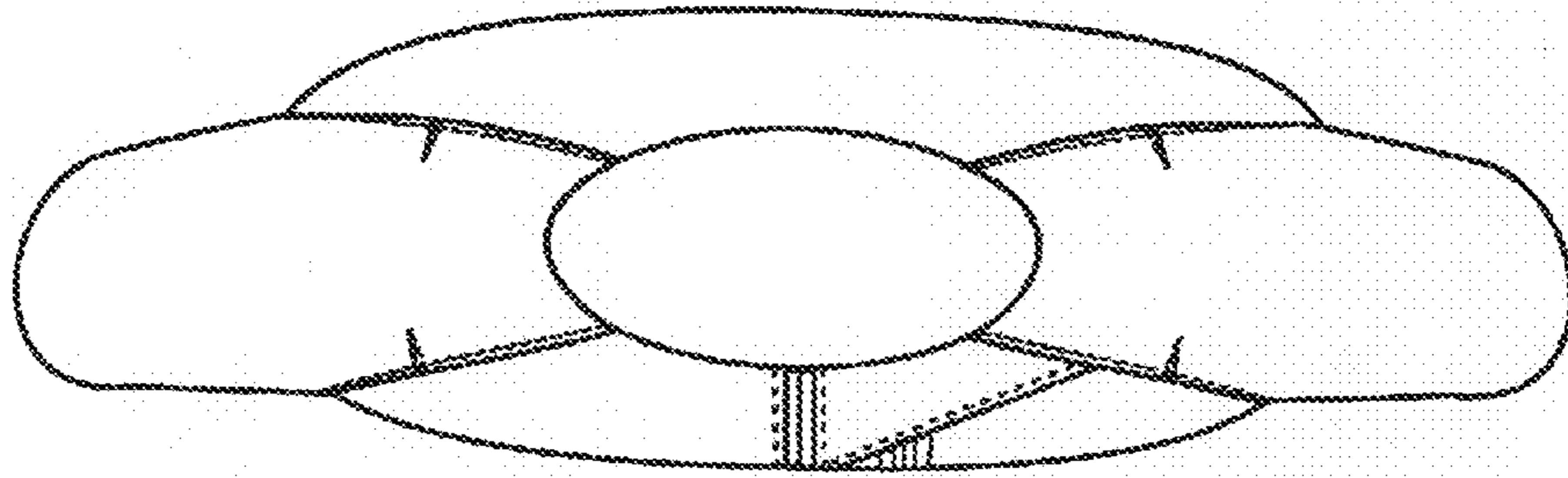


FIG. 2

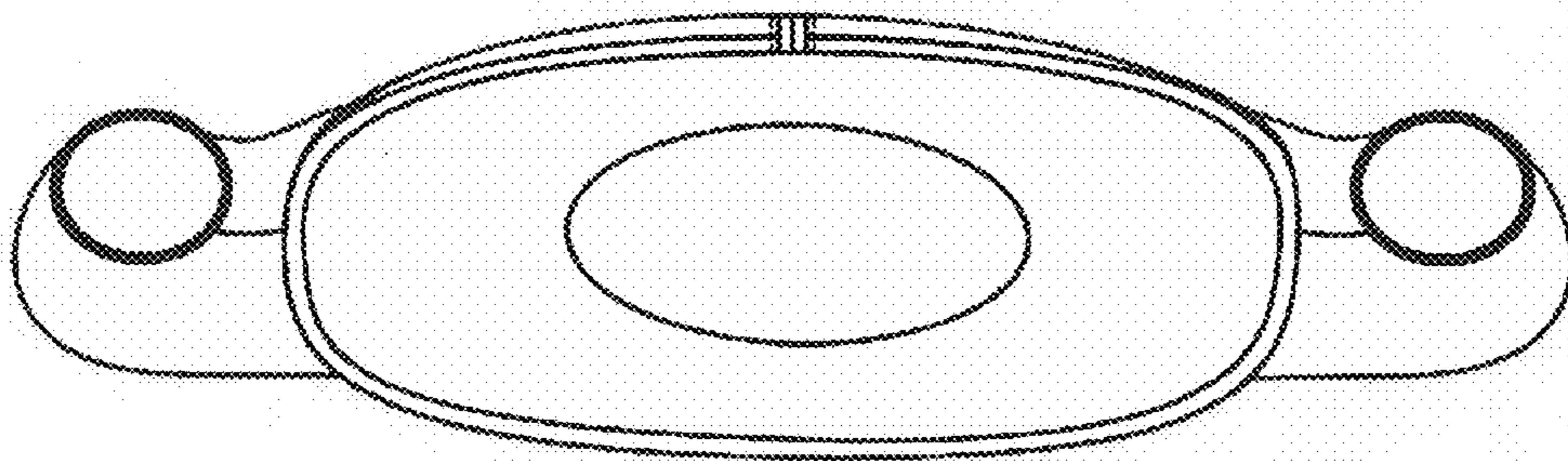


FIG. 3

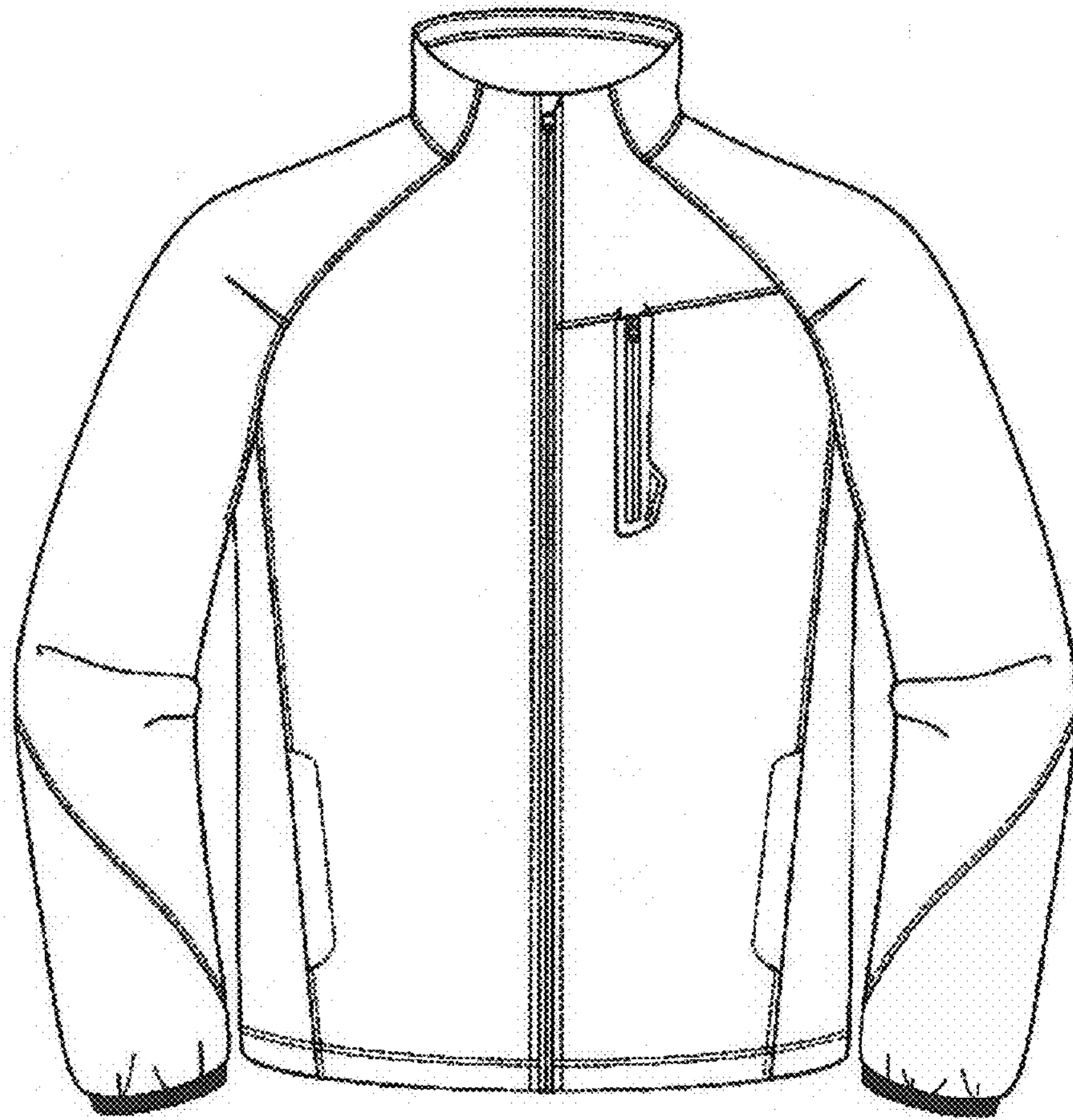


FIG. 4

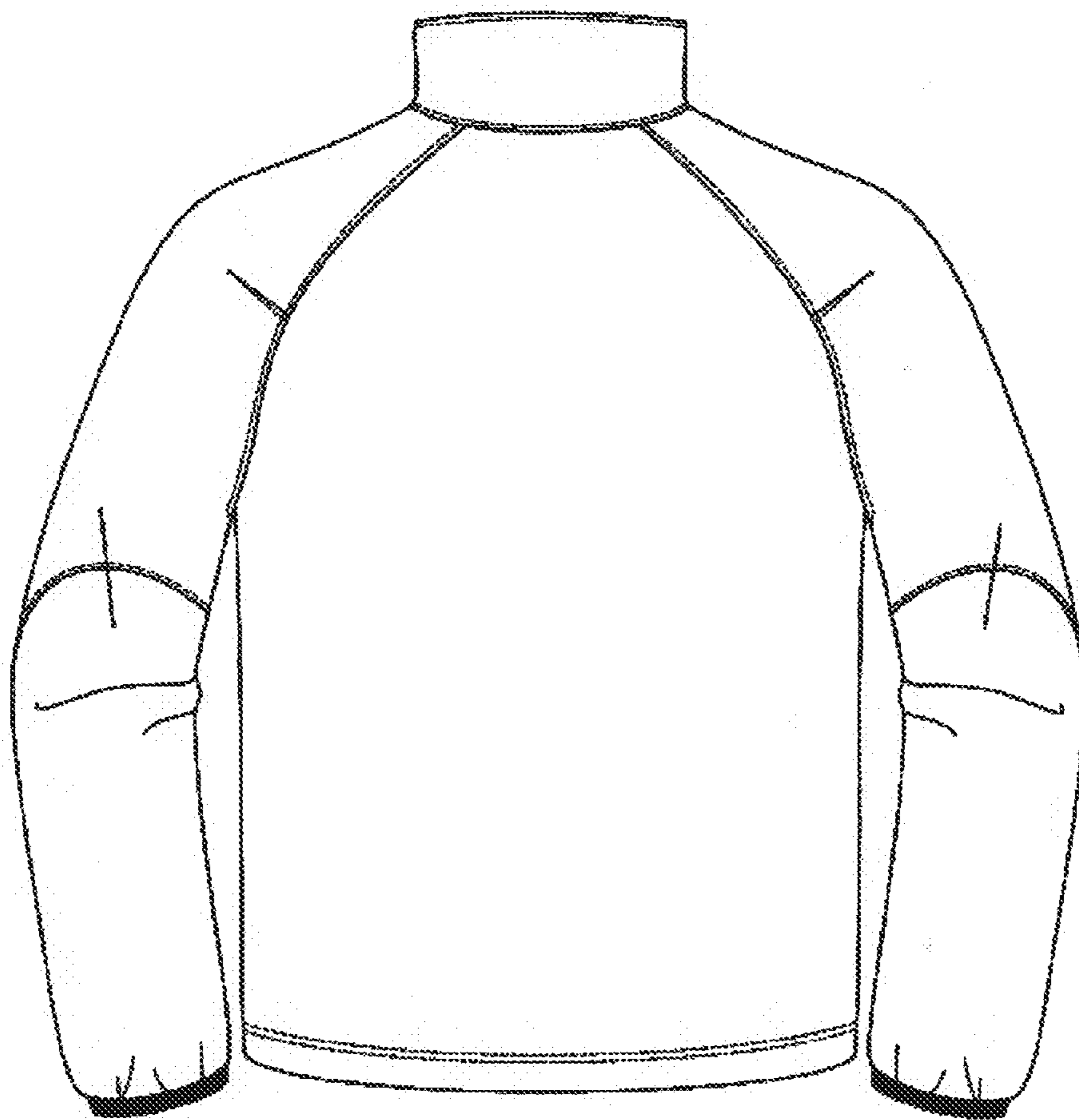


FIG. 5

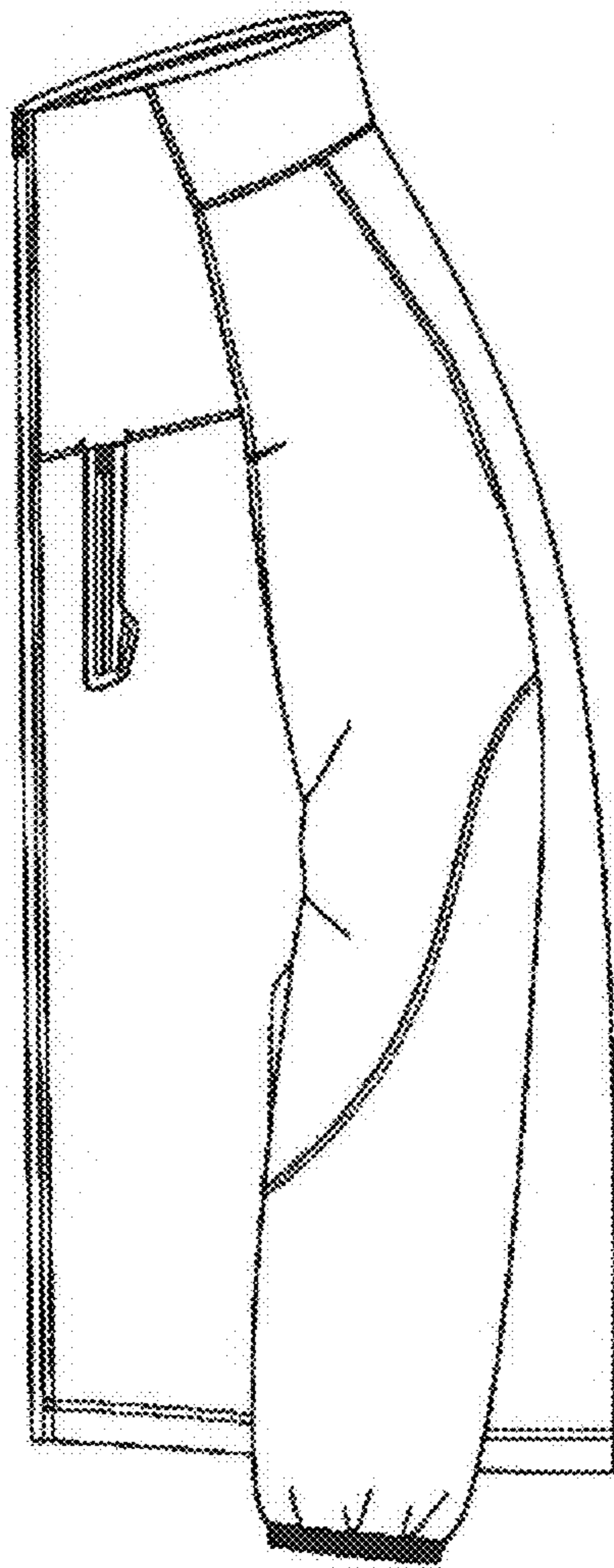


FIG. 6

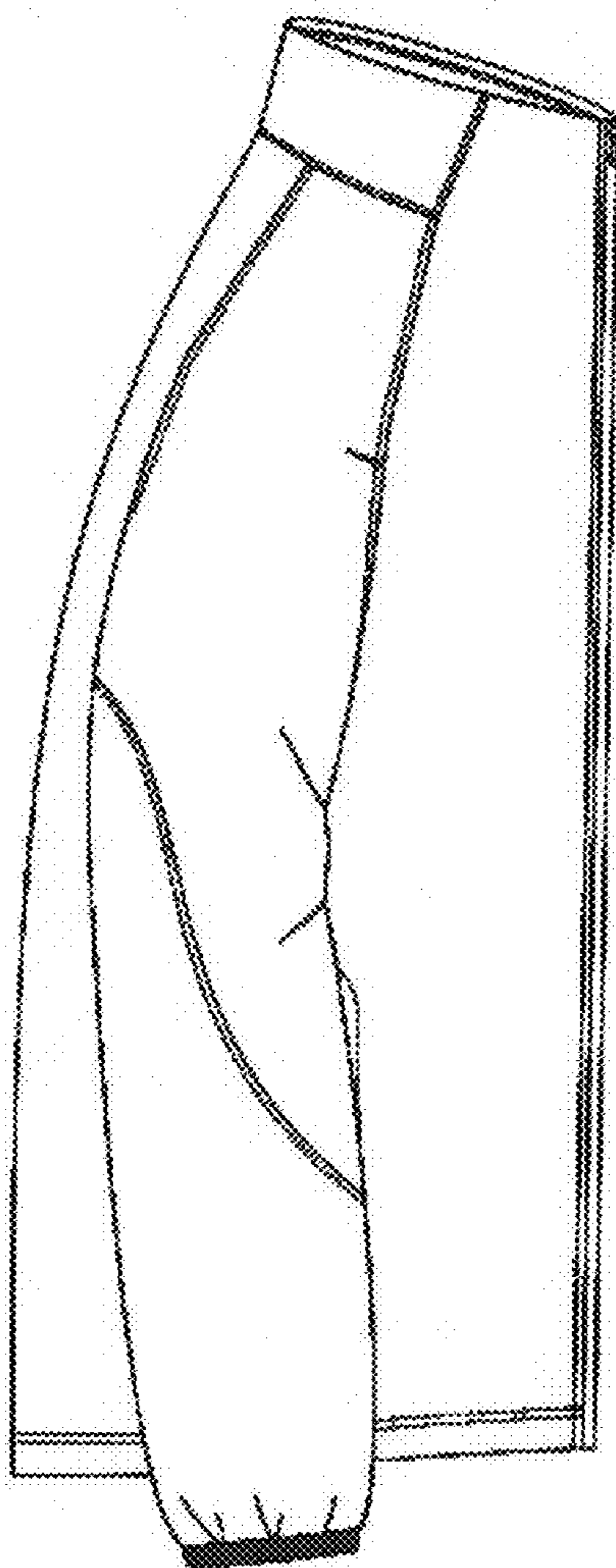


FIG. 7

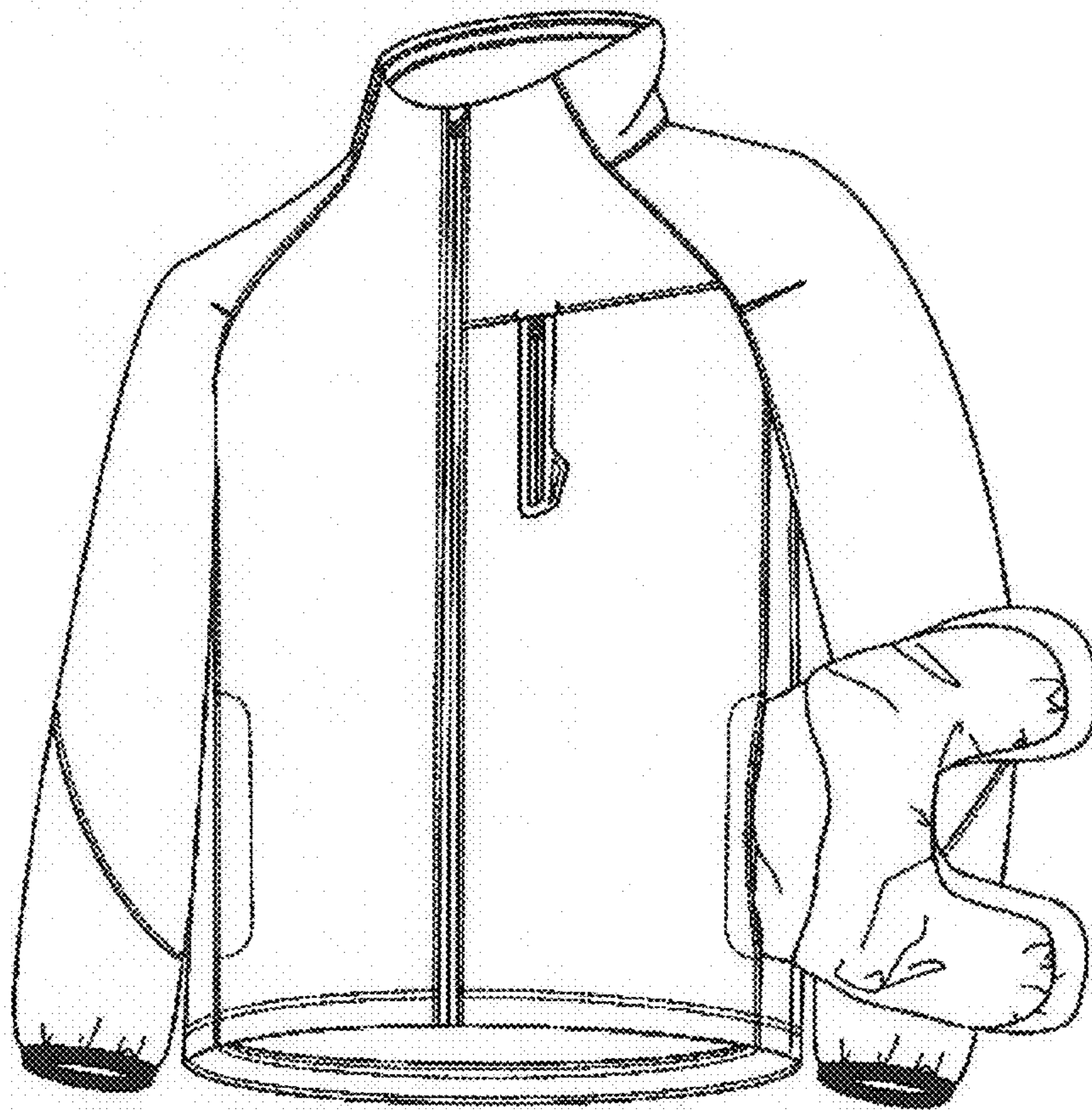


FIG. 8

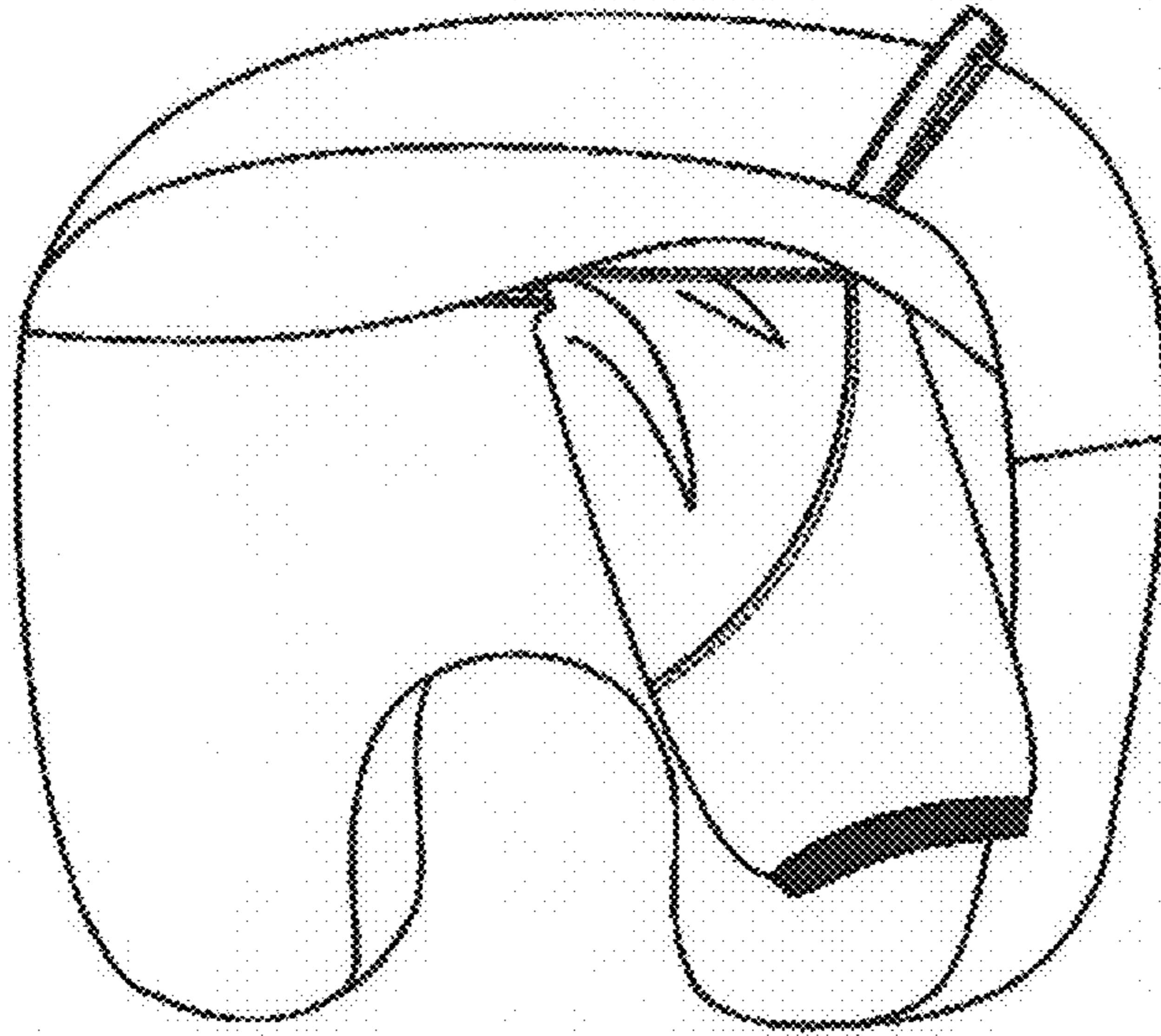


FIG. 9

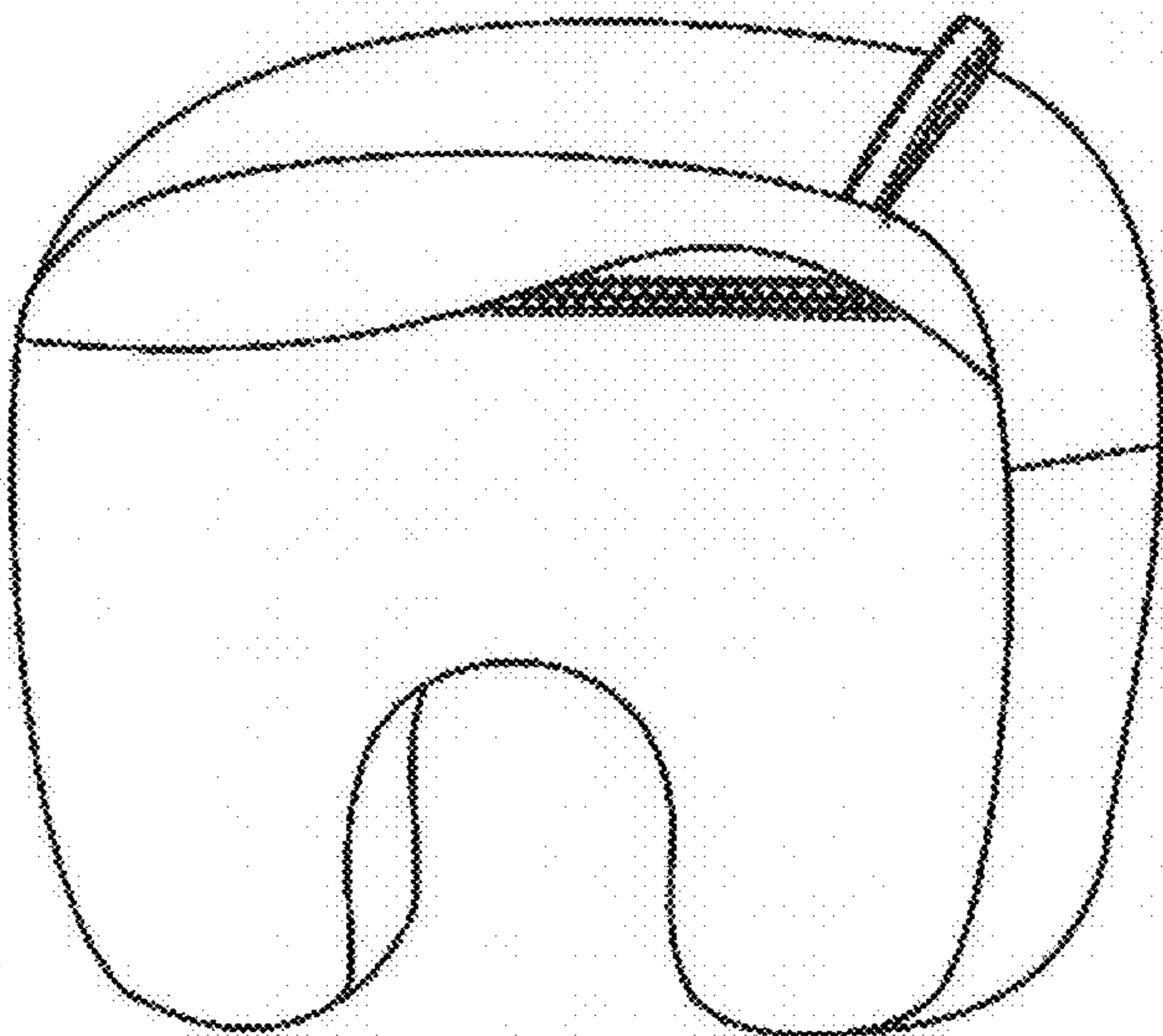


FIG. 10