

US00D757393S

(12) **United States Design Patent**
Boulton et al.

(10) **Patent No.:** **US D757,393 S**
(45) **Date of Patent:** **** May 31, 2016**

(54) **CHOCOLATE BAR**
(71) Applicant: **Kraft Foods R&D, Inc.**, Deerfield, IL
(US)
(72) Inventors: **Oliver James Boulton**, Birmingham
(GB); **Ricardo Carvajal**, Birmingham
(GB)
(73) Assignee: **Kraft Foods R&D, Inc.**, Deerfield, IL
(US)

3,941,892 A * 3/1976 Glasser A23L 1/322
426/104
4,215,104 A * 7/1980 Ullman A61K 9/2072
424/467
D328,964 S * 9/1992 Karppinen D1/129
D373,452 S * 9/1996 Gobble D1/125
D394,535 S * 5/1998 Villota D1/106
D443,972 S * 6/2001 Reardon D1/129
D473,993 S * 5/2003 Hayes-Jacobson D1/121

(Continued)

(**) Term: **14 Years**

(21) Appl. No.: **29/517,053**

(22) Filed: **Feb. 9, 2015**

(30) **Foreign Application Priority Data**

Sep. 11, 2014 (EM) 002536425-0009

(51) **LOC (10) Cl.** **01-01**

(52) **U.S. Cl.**
USPC **D1/121; D1/127**

(58) **Field of Classification Search**
USPC D1/100-130, 199; 426/5, 104, 249,
426/275, 660; D24/101-104; 273/429;
D9/707, 516, 661; D28/8.1; D14/433;
D7/354, 359, 391, 672; D15/90
CPC A23G 3/54; A23G 4/20; A23G 3/343;
A23G 3/36; A23G 3/28; A61K 9/2072;
A61K 9/2095
See application file for complete search history.

(56) **References Cited**

U.S. PATENT DOCUMENTS

D91,644 S * 3/1934 Blackstone D1/121
D99,994 S * 6/1936 Brooks D1/121
D100,300 S * 7/1936 Spoehr D1/115
D170,362 S * 9/1953 Opler D1/121
D206,429 S * 12/1966 Eckleman D1/121
D228,456 S * 9/1973 Ninger 424/467

OTHER PUBLICATIONS

sweetmatterphysicist. "Hands Off—Tony's Chocolonely." Sweet Matter Physicist. Oct. 11, 2013. Web. Jan. 7, 2016. <<http://sweetmatterphysicist.com/hands-off-tonys-chocolonely/>>.*

Primary Examiner — Garth Rademaker

Assistant Examiner — Katie Mroczka

(74) *Attorney, Agent, or Firm* — Fitch, Even, Tabin & Flannery LLP

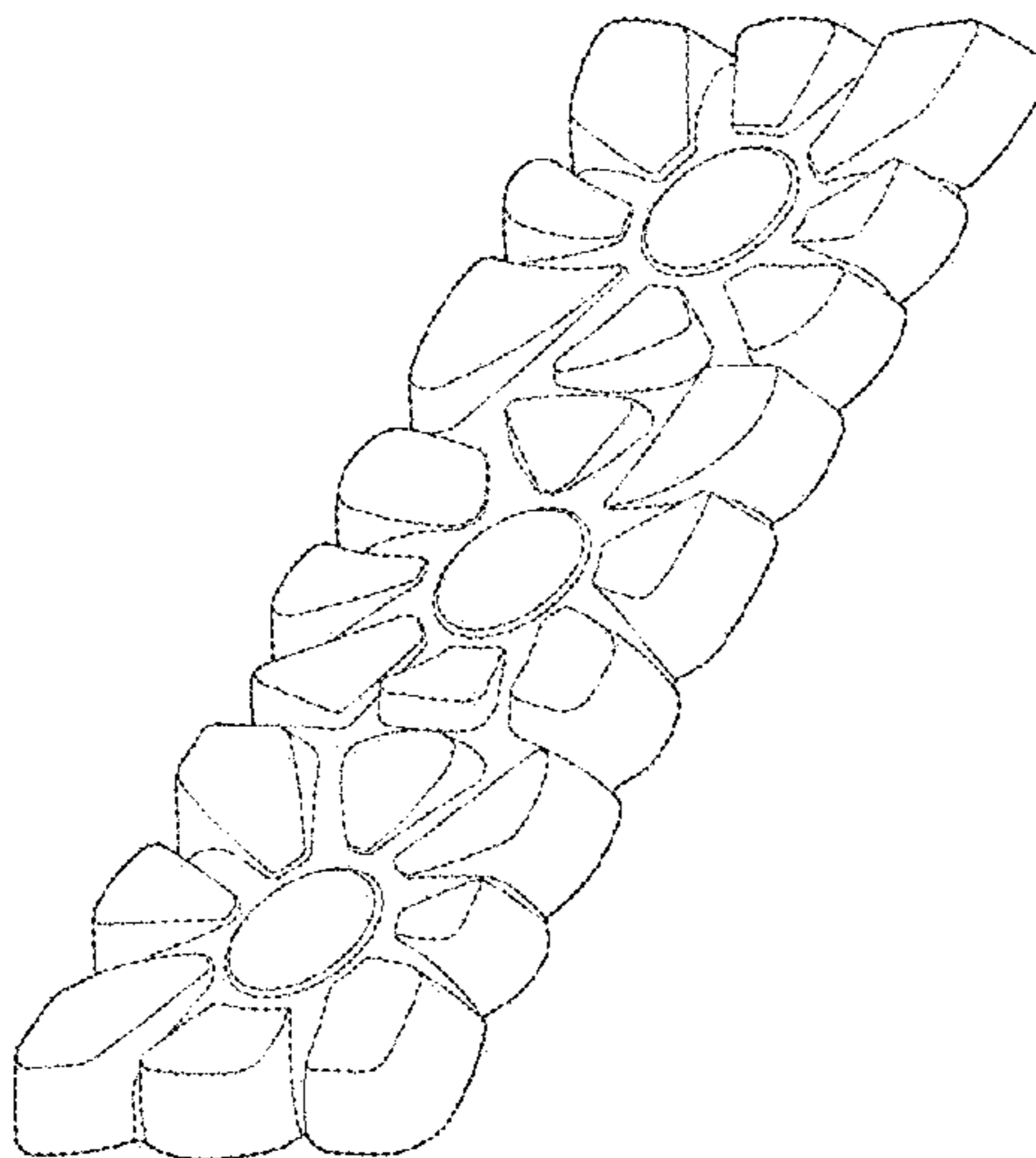
(57) **CLAIM**

The ornamental design for a chocolate bar, as shown and described.

DESCRIPTION

FIG. 1 is a top plan view of a chocolate bar;
FIG. 2 is an isometric view of the chocolate bar of FIG. 1;
FIG. 3 is a rear side elevation view of the chocolate bar of FIG. 1;
FIG. 4 is a right side elevation view of the chocolate bar of FIG. 1;
FIG. 5 is a front side elevation view of the chocolate bar of FIG. 1;
FIG. 6 is a bottom plan view of the chocolate bar of FIG. 1;
FIG. 7 is a cross-sectional isometric view through the longitudinal centre of the chocolate bar from the isometric view of FIG. 2; and,
FIG. 8 is a left side elevation view of the chocolate bar of FIG. 1.

1 Claim, 3 Drawing Sheets



(56)

References Cited

U.S. PATENT DOCUMENTS

D474,107 S *	5/2003	Osborne	D28/79	D605,046 S *	12/2009	Lablaine	D9/516
D508,302 S *	8/2005	Malina	D1/121	D627,127 S *	11/2010	Wilson	D1/121
D509,624 S *	9/2005	Villani	D1/130	D637,787 S *	5/2011	Martin	D1/121
D522,714 S *	6/2006	Tebow	D1/125	D658,846 S *	5/2012	Greer	D1/121
D559,968 S *	1/2008	Lee	D23/379	D659,946 S *	5/2012	Fujioka	D1/121
D560,326 S *	1/2008	Bruno	D1/121	D693,986 S *	11/2013	Pearson	D1/115
D563,076 S *	3/2008	Brooking	D1/121	D697,689 S *	1/2014	Krumholz	D1/121
D571,980 S *	7/2008	Tebow	D1/129	D707,417 S *	6/2014	Pearson	D1/115
D589,230 S *	3/2009	Samarut	D1/121	D713,116 S *	9/2014	Dingley	D1/121
					D713,616 S *	9/2014	Gaudard	D1/121
					D719,718 S *	12/2014	Schweitzer	D1/121
					D725,341 S *	3/2015	Schweitzer	D1/121

* cited by examiner

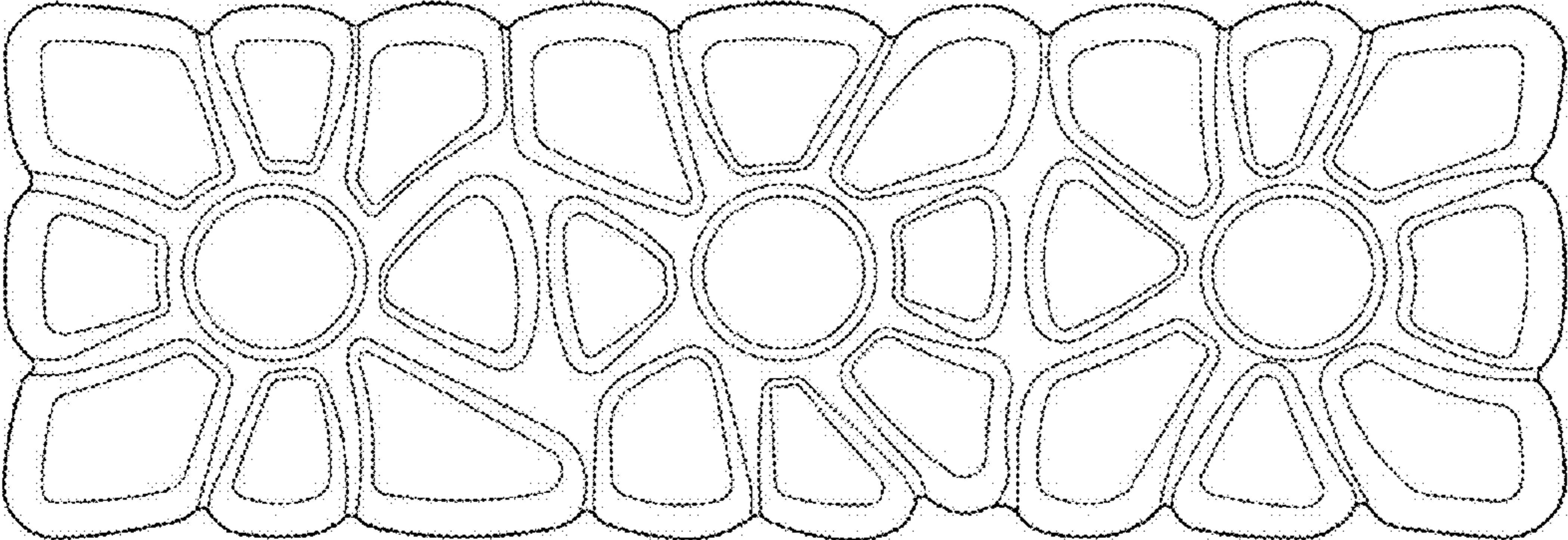


Figure 1

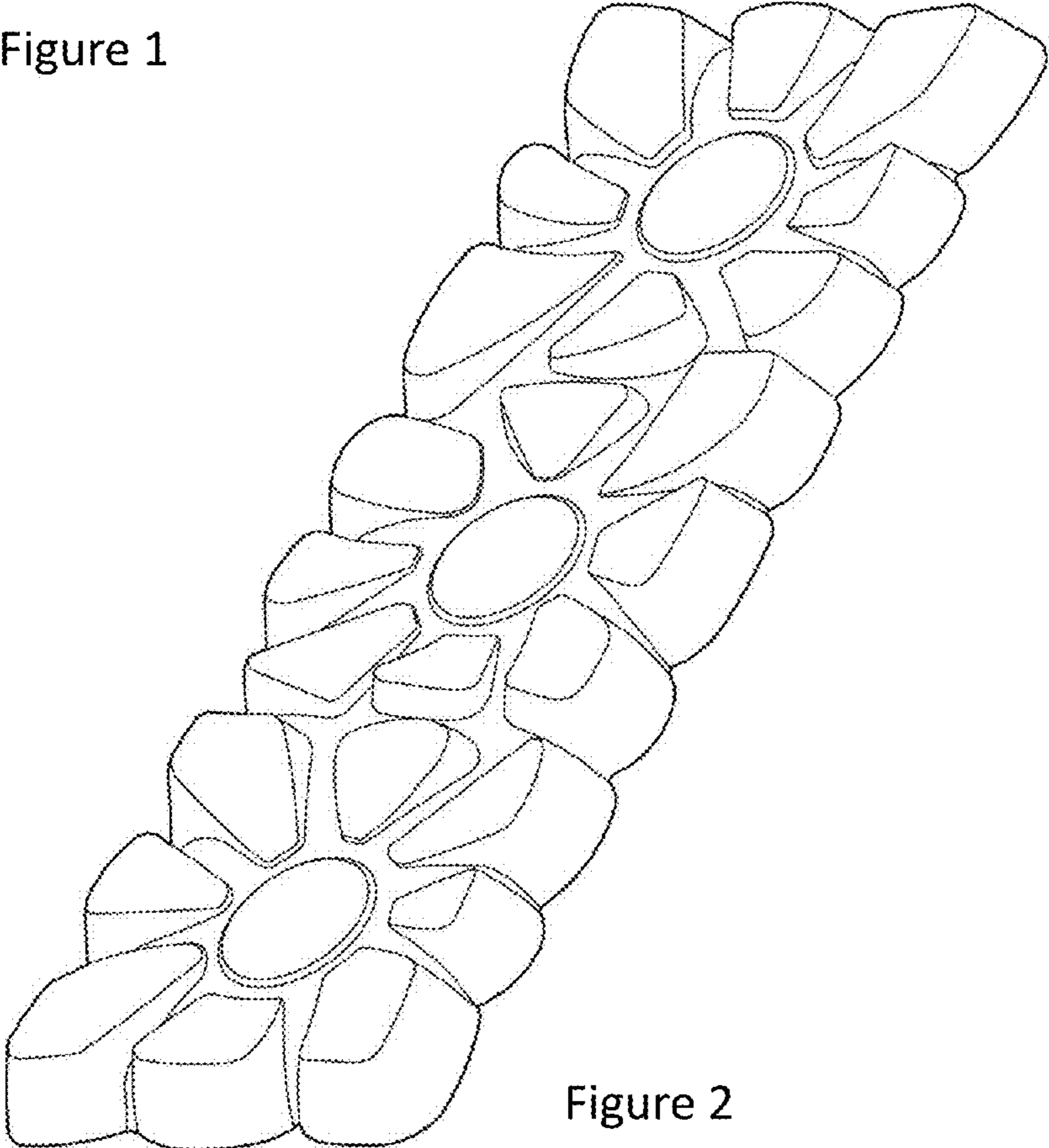


Figure 2



Figure 3



Figure 4

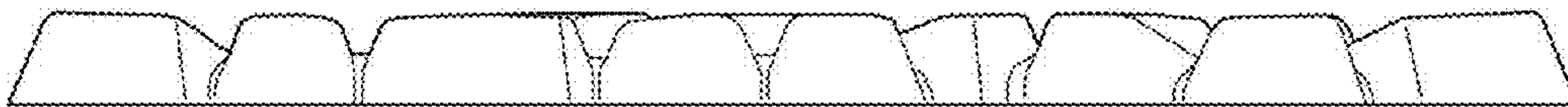


Figure 5

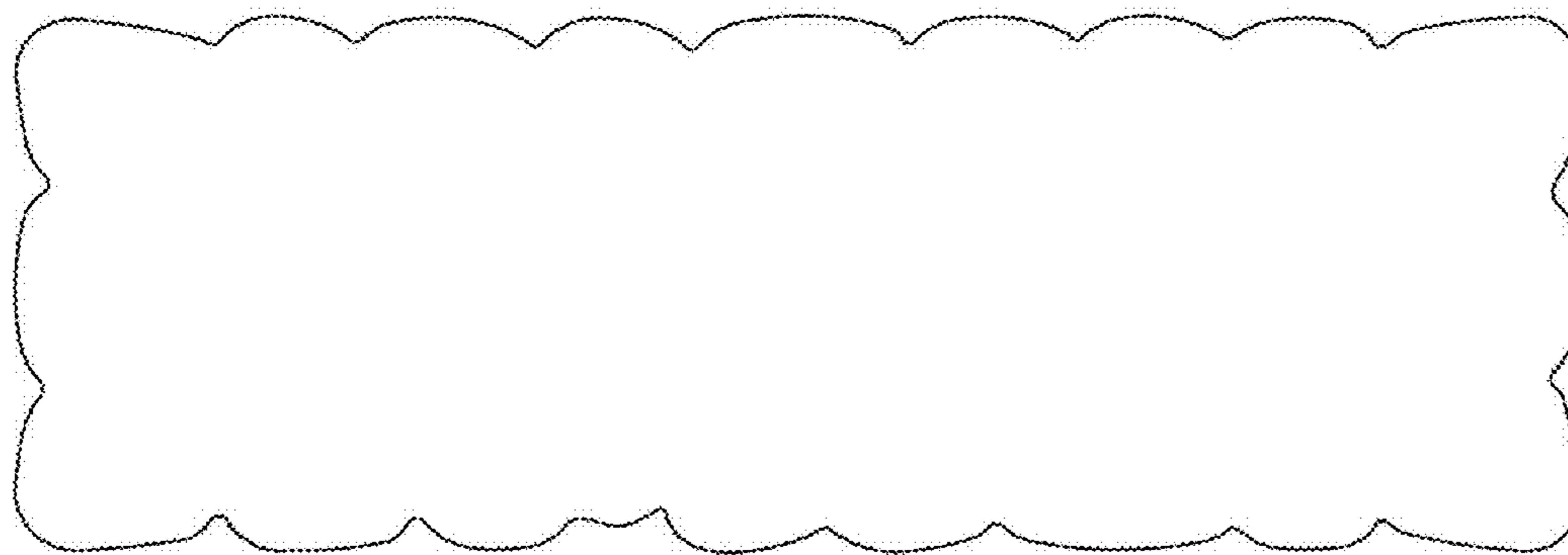


Figure 6

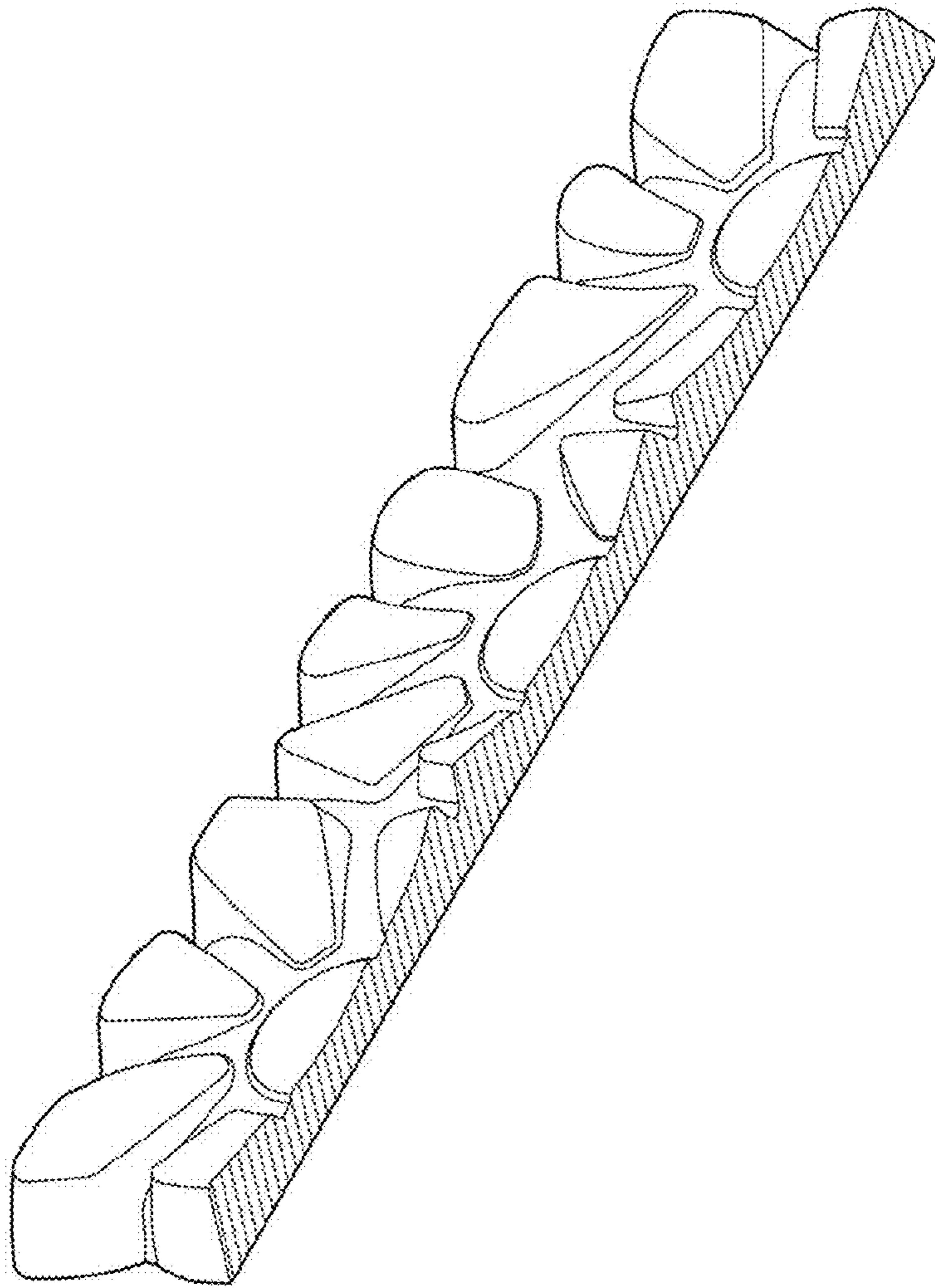


Figure 7



Figure 8