



US00D757386S

(12) **United States Design Patent**
Abel et al.

(10) **Patent No.:** **US D757,386 S**

(45) **Date of Patent:** **** May 24, 2016**

(54) **COMBINED STORAGE AND TRANSPORT CART**

(71) Applicants: **Gary V Abel**, Ellicott City, MD (US);
Robert M Giberson, Midlothian, VA (US)

(72) Inventors: **Gary V Abel**, Ellicott City, MD (US);
Robert M Giberson, Midlothian, VA (US)

(**) Term: **15 Years**

(21) Appl. No.: **29/546,045**

(22) Filed: **Nov. 18, 2015**

Related U.S. Application Data

(62) Division of application No. 29/514,569, filed on Jan. 14, 2015, now Pat. No. Des. 748,881.

(51) **LOC (10) Cl.** **12-02**

(52) **U.S. Cl.**
USPC **D34/17**

(58) **Field of Classification Search**
USPC D34/12-27; 280/47.34, 79.3, 651,
280/79.11, 33.997, 491.1, 47.26, 47.17,
280/654, 653, 659, 33.996, 79.2
CPC B62B 3/02; B62B 1/12; B62B 2203/70
See application file for complete search history.

(56) **References Cited**

U.S. PATENT DOCUMENTS

3,589,746 A * 6/1971 Inglis A47B 57/12
108/181
3,977,689 A * 8/1976 Rosa B62B 3/186
211/150
D409,811 S * 5/1999 Hutchinson D34/17

6,394,470 B1 * 5/2002 Shirai B62B 3/184
280/33.996
D484,295 S * 12/2003 Arceta D34/17
D746,012 S * 12/2015 Walter D34/12
D748,881 S * 2/2016 Abel D34/17
D748,882 S * 2/2016 Abel D34/17
2003/0184035 A1 * 10/2003 Yu B62B 3/00
280/47.35
2003/0218308 A1 * 11/2003 Lamson B62B 3/002
280/79.3
2004/0056439 A1 * 3/2004 Arceta A47F 5/137
280/47.34

* cited by examiner

Primary Examiner — Cynthia Ramirez

Assistant Examiner — Gino Colan

(74) *Attorney, Agent, or Firm* — Ober, Kaler, Grimes & Shriver; Royal W. Craig

(57) **CLAIM**

The ornamental design for a combined storage and transport cart, as shown and described.

DESCRIPTION

FIG. 1 is a perspective view of a combined storage and transport cart showing our new design.

FIG. 2 is a right elevational view of FIG. 1.

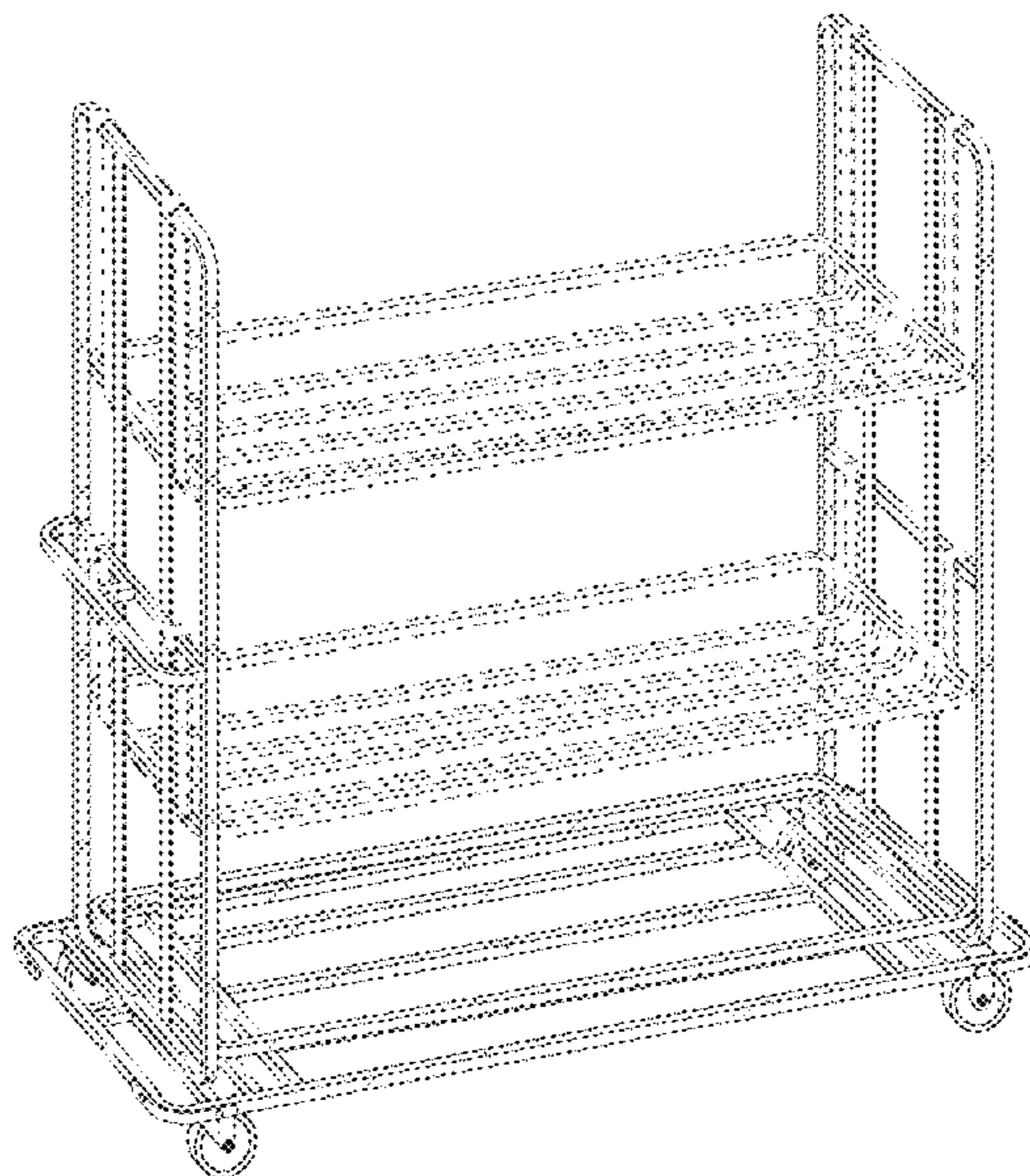
FIG. 3 is a front elevational view of FIG. 1.

FIG. 4 is a bottom plan view of FIG. 1; and,

FIG. 5 is a top plan view of FIG. 1.

The broken line shown in the figures are included for the purpose of illustrating portions of the combined storage and transport cart and form no part of the claimed design.

1 Claim, 4 Drawing Sheets



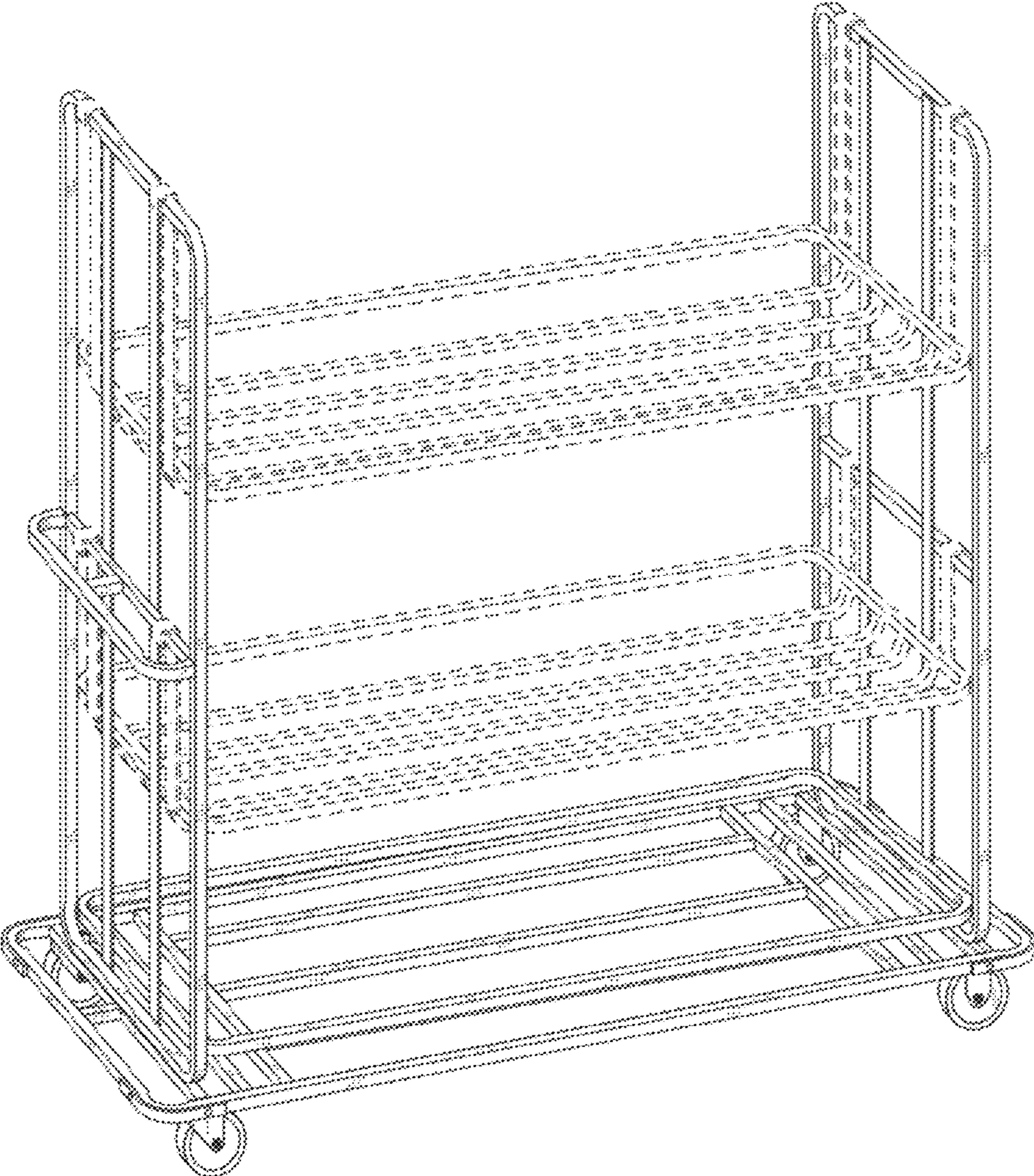


Fig. 1

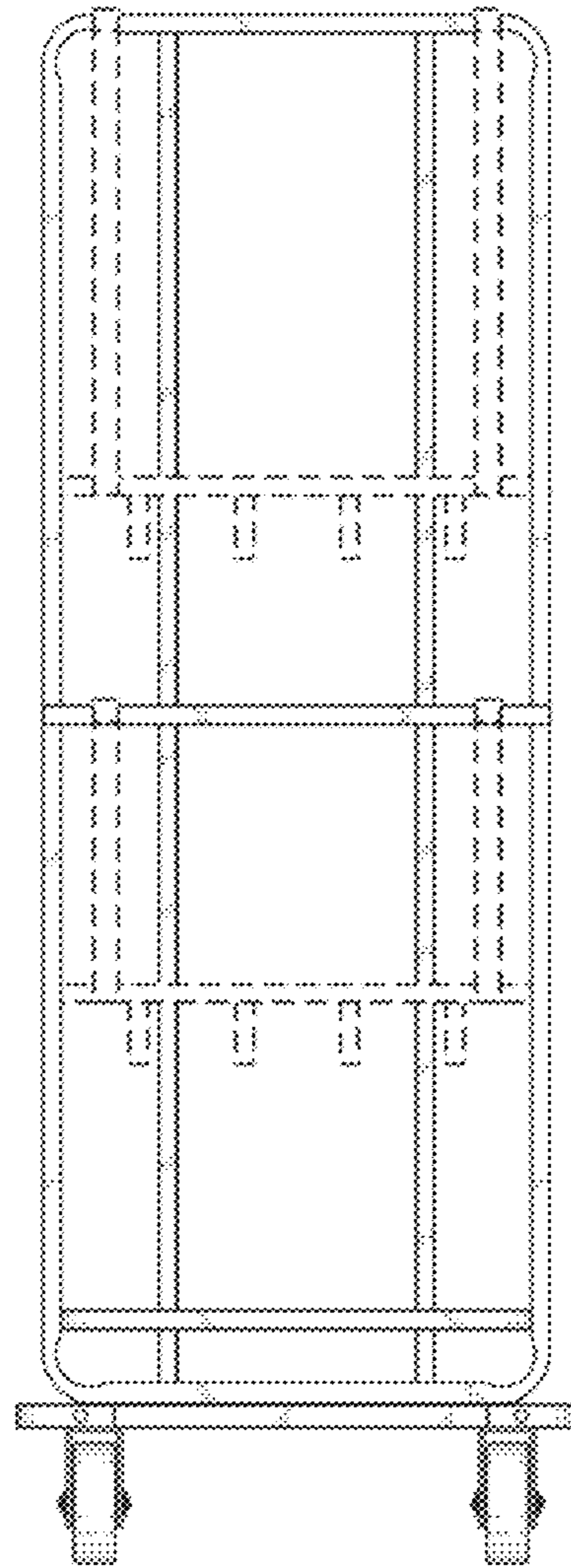


Fig. 2

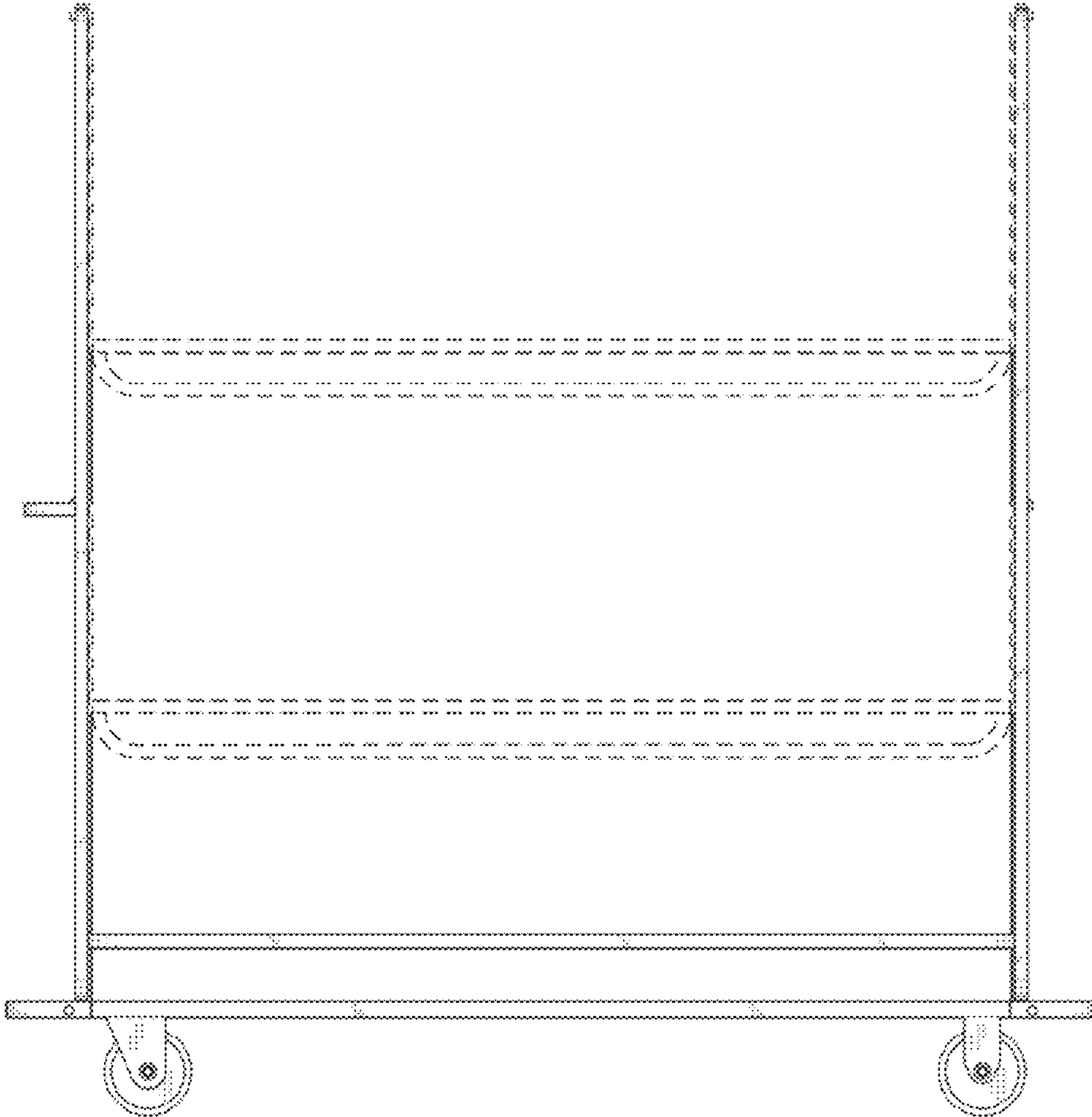


Fig. 3



Fig. 4



Fig. 5