

US00D757367S

(12) **United States Design Patent**  
**Goethals et al.**

(10) **Patent No.:** **US D757,367 S**  
(45) **Date of Patent:** **\*\* May 24, 2016**

- (54) **EAR MUFF**
- (71) Applicant: **InnovativeXchange, LLC**, Mooresville, NC (US)
- (72) Inventors: **Bonnie Goethals**, Mooresville, NC (US); **Reagan Rae Goethals**, Mooresville, NC (US)
- (\*\*) Term: **14 Years**
- (21) Appl. No.: **29/519,046**
- (22) Filed: **Mar. 2, 2015**
- (51) **LOC (10) Cl.** ..... **29-02**
- (52) **U.S. Cl.**  
USPC ..... **D29/112**
- (58) **Field of Classification Search**  
USPC ..... D29/100, 102, 105, 106, 108, 112, 122;  
D2/869, 878, 891; 2/455, 410, 417,  
2/423, 424, 425, 9, 171, 208, 209  
CPC ..... A42B 3/16; A42B 3/163; A42B 3/166;  
A42B 3/18; A42B 3/04; A42B 3/0406;  
A42B 1/12; A42B 1/20; A42B 1/201  
See application file for complete search history.

D328,160	S	*	7/1992	Sudduth	.....	D29/112
5,133,596	A		7/1992	Korny et al.		
D331,130	S	*	11/1992	Williams	.....	D29/112
D344,611	S	*	2/1994	Hordis	.....	D29/112
D364,710	S	*	11/1995	Byrd	.....	D29/112
D375,584	S	*	11/1996	Westerdal	.....	D29/112
D385,665	S	*	10/1997	Westerdal	.....	D29/112
5,724,119	A		3/1998	Leight		
D399,607	S	*	10/1998	Davis	.....	D29/112
5,924,138	A		7/1999	Baisden		
D425,671	S	*	5/2000	Cooper	.....	D29/112
D434,877	S	*	12/2000	Harral	.....	D29/112
6,176,576	B1		1/2001	Green et al.		
D465,616	S	*	11/2002	Nilsson	.....	D29/112
D468,063	S	*	12/2002	Nilsson	.....	D29/112
D500,179	S	*	12/2004	Coutant	.....	D29/112
7,222,373	B2		5/2007	Healy et al.		
D547,008	S	*	7/2007	Machold	.....	D29/112
D594,601	S	*	6/2009	Briggs	.....	D29/112
D620,645	S	*	7/2010	Russo	.....	D29/112
D632,438	S	*	2/2011	Franklin	.....	D29/112
D662,262	S	*	6/2012	Jones	.....	D29/112
D687,189	S	*	7/2013	Fairclough	.....	D29/112
D690,056	S	*	9/2013	Lancaster	.....	D29/112

\* cited by examiner

*Primary Examiner* — Elizabeth J Oswecki  
(74) *Attorney, Agent, or Firm* — Trego, Hines & Ladenheim, PLLC; Brandon Trego

(56) **References Cited**  
U.S. PATENT DOCUMENTS

1,619,772	A	*	3/1927	Thompson	.....	A45D 44/12 128/866
D91,794	S	*	3/1934	Sutton	.....	D29/112
2,281,357	A	*	4/1942	Johnson	.....	A61F 11/06 2/209
2,325,150	A	*	7/1943	Sahlmann	.....	A61F 11/06 2/209
2,582,907	A	*	1/1952	Kaufmann	.....	A61F 11/06 2/209
2,700,162	A	*	1/1955	Fuller	.....	A61F 11/06 2/209
2,727,245	A	*	12/1955	Suggs	.....	A45D 44/12 2/174
2,899,683	A	*	8/1959	Wadsworth et al.	....	A61F 11/14 2/209
3,943,925	A		3/1976	Leight		
4,174,155	A		11/1979	Herman		
D307,652	S	*	5/1990	Johnson	.....	D29/112

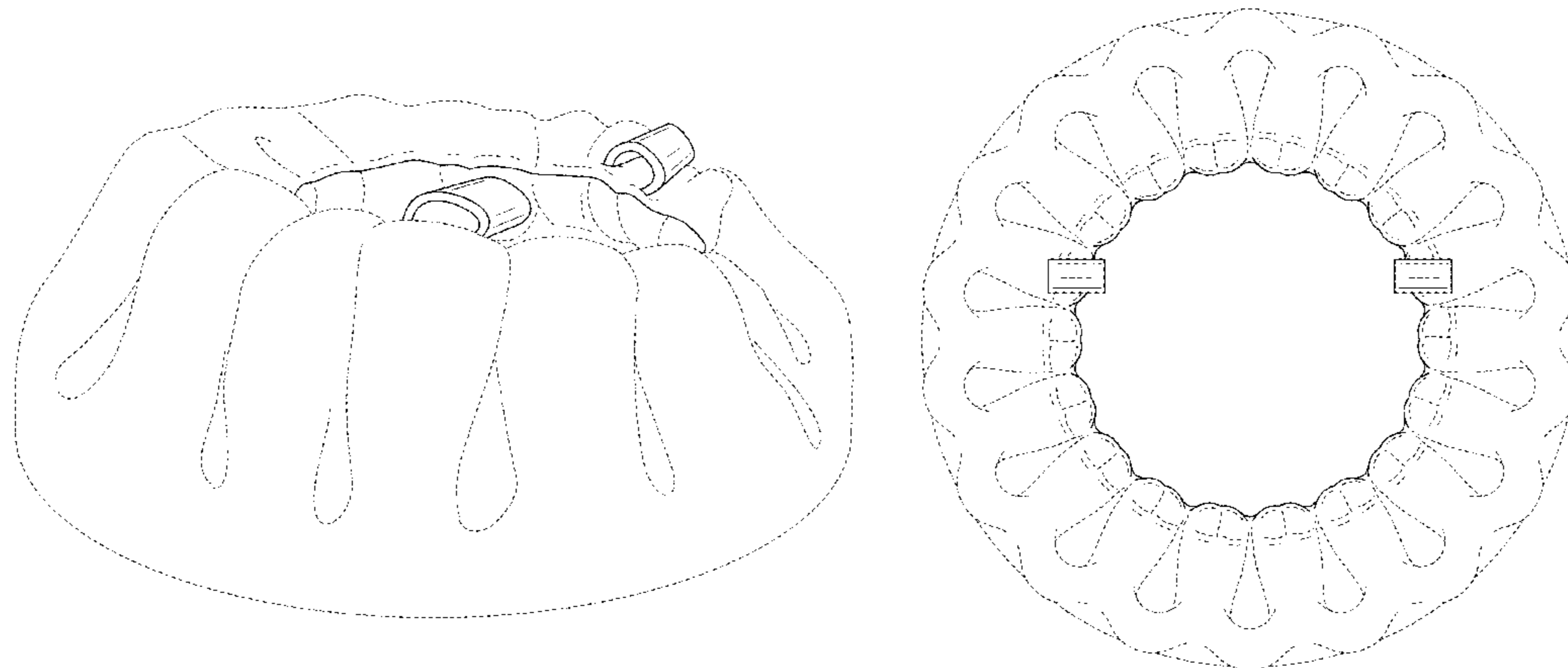
(57) **CLAIM**

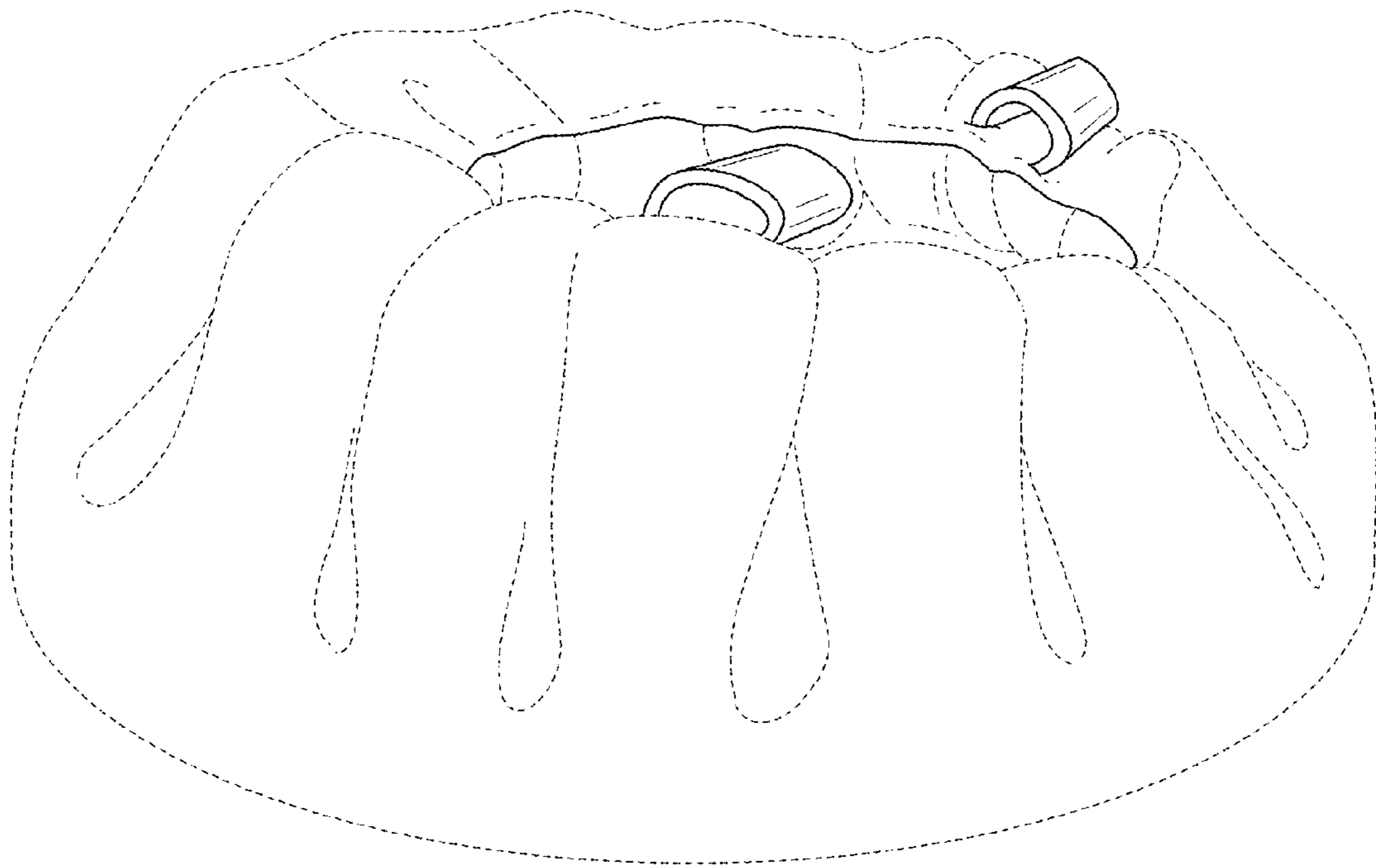
The ornamental design for an ear muff, as shown and described.

**DESCRIPTION**

FIG. 1 is a perspective view of an ear muff, showing my design;  
FIG. 2 is a front view thereof;  
FIG. 3 is a rear view thereof;  
FIG. 4 is a left side elevation view thereof;  
FIG. 5 is a right side elevation view thereof;  
FIG. 6 is a top view thereof; and,  
FIG. 7 is a bottom view thereof.  
The broken lines shown in the drawings represent portions of the ear muff that form no part of the claimed invention.

**1 Claim, 5 Drawing Sheets**





**FIG. 1**

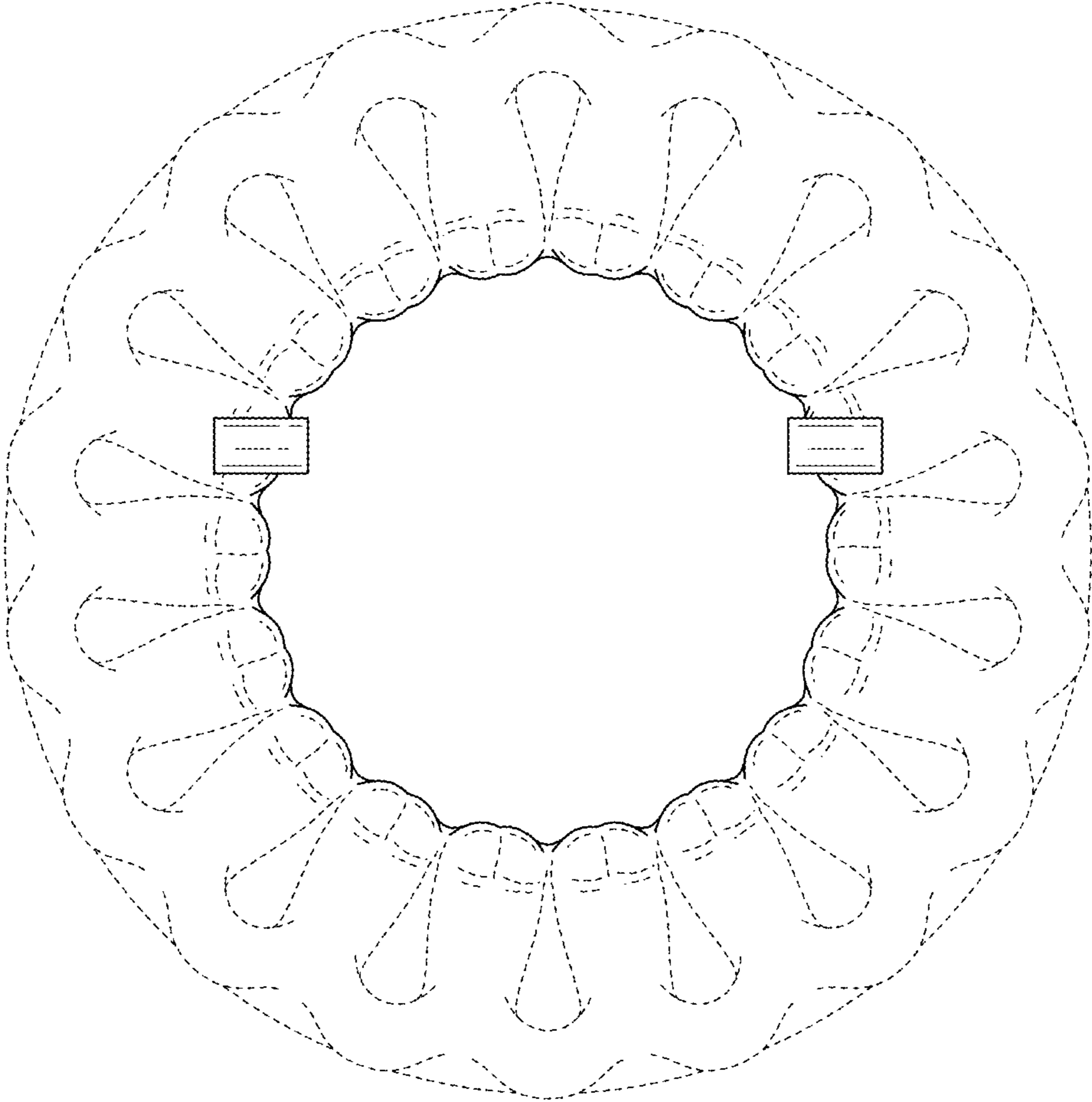



FIG. 2



**FIG. 3**

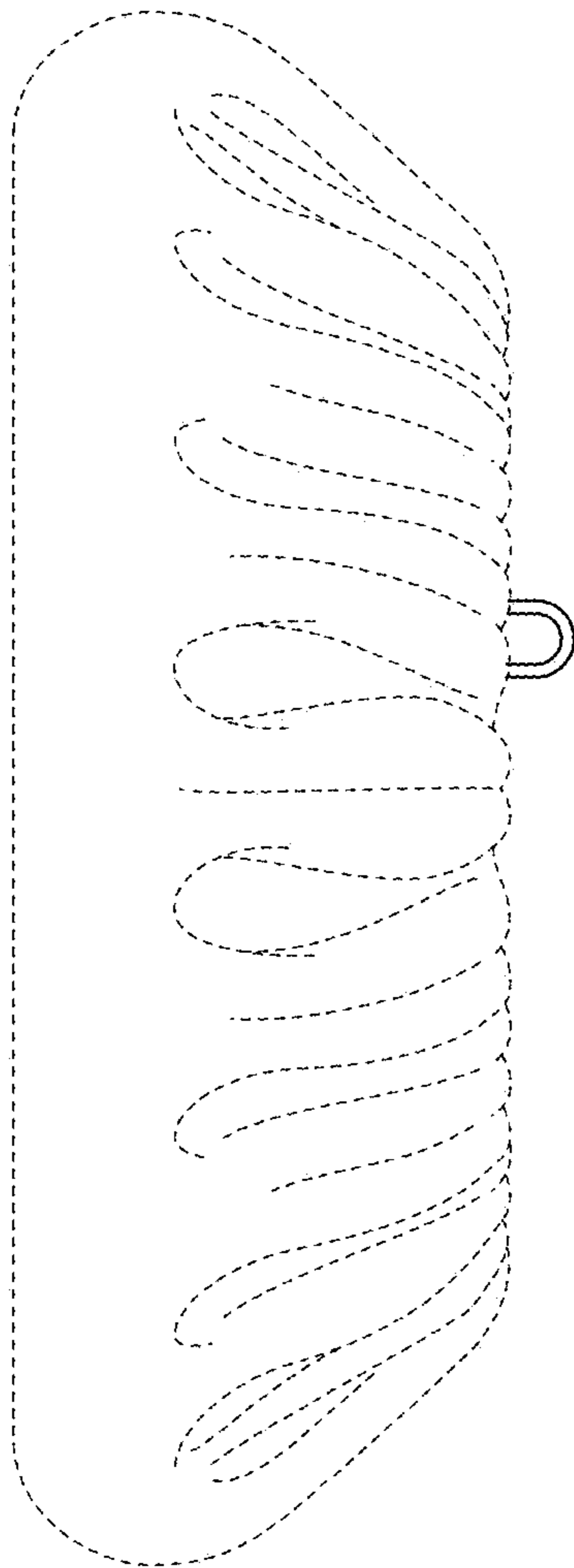


FIG. 4

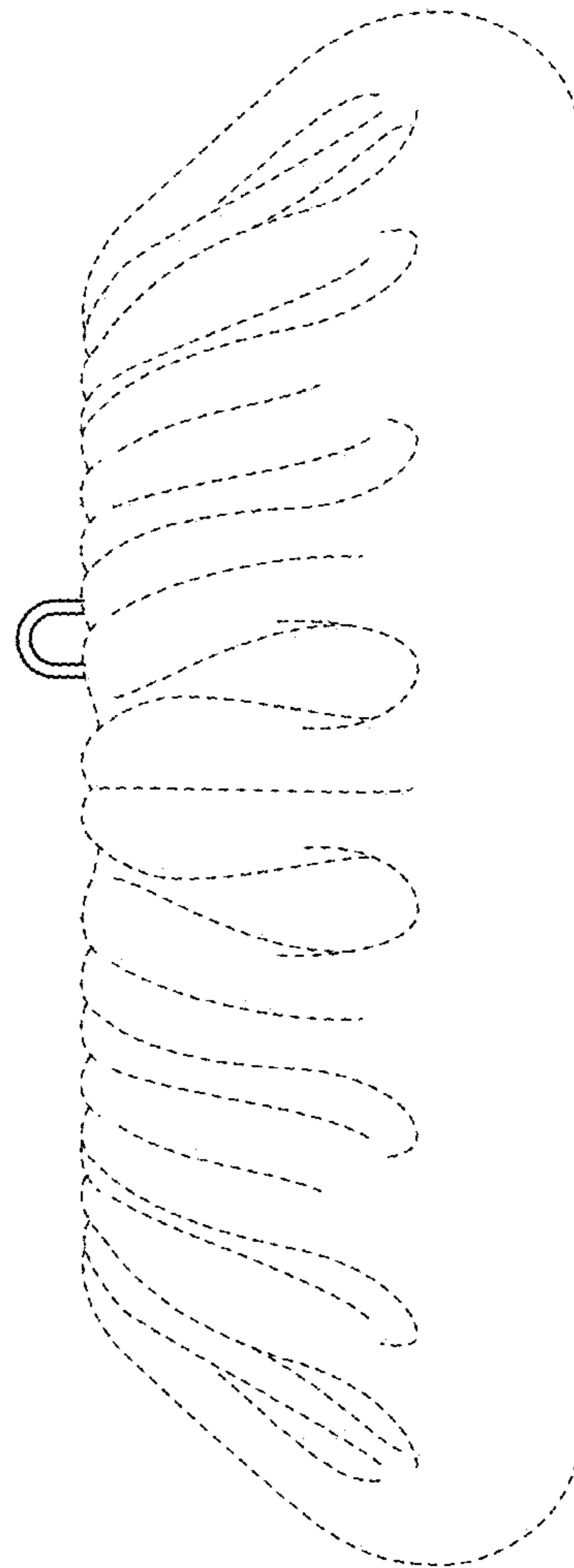
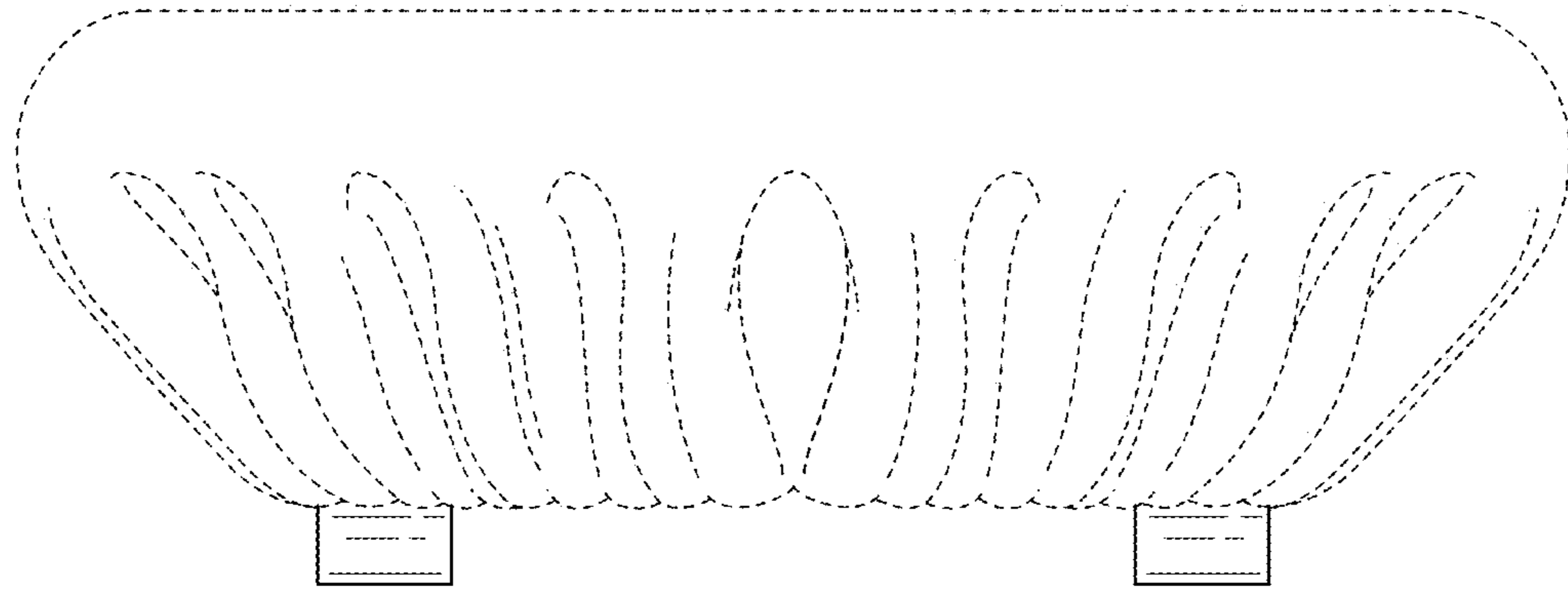
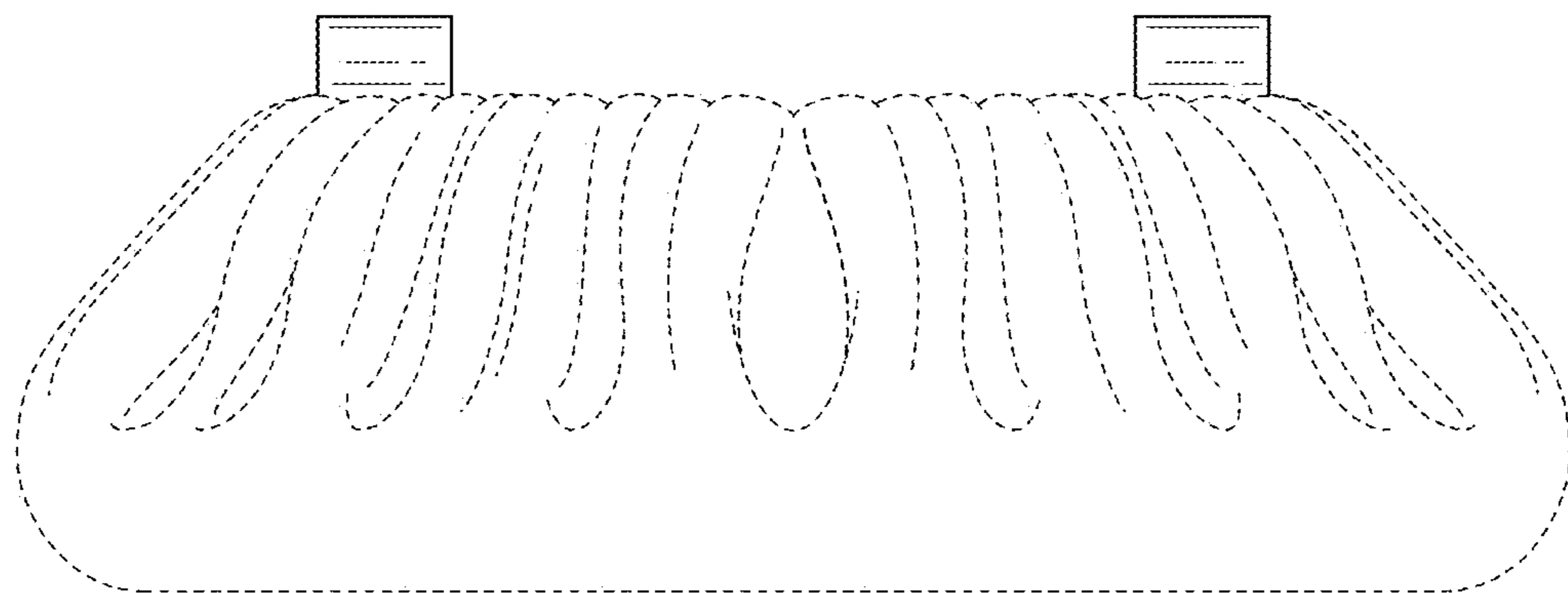


FIG. 5



**FIG. 6**



**FIG. 7**