



US00D757364S

(12) **United States Design Patent**
Aulwes et al.

(10) **Patent No.:** **US D757,364 S**
(45) **Date of Patent:** **** May 24, 2016**

- (54) **HAIR CUTTING DEVICE HOUSING**
- (71) Applicant: **Wahl Clipper Corporation**, Sterling, IL (US)
- (72) Inventors: **Chad Aulwes**, Sterling, IL (US); **Christian Zachrich**, Fort Wayne, IN (US); **Jeffery K. Bovee**, Sterling, IL (US); **Tangwen Xu**, Zhejiang (CN); **Chunhou Lei**, Zhejiang (CN)
- (73) Assignee: **WAHL CLIPPER CORPORATION**, Sterling, IL (US)

D514,255 S	1/2006	Bokelman-Dumas	
D514,256 S	1/2006	Bokelman-Dumas	
D514,257 S	1/2006	Bokelman-Dumas	
D555,285 S	11/2007	Long	
D555,286 S	11/2007	Long	
D555,287 S	11/2007	Long	
D556,380 S	11/2007	Long	
D597,254 S	7/2009	Eddinger	
D608,051 S	1/2010	Tamsiran	
D621,546 S	8/2010	Aulwes	
D675,781 S	2/2013	Whittaker	
D698,085 S	1/2014	Yoon	
D722,403 S *	2/2015	Prat-Pfister D28/54
D734,543 S *	7/2015	Mintz D28/53
2009/0199413 A1 *	8/2009	Tautscher B26B 19/3846 30/243

- (**) Term: **15 Years**
- (21) Appl. No.: **29/546,749**
- (22) Filed: **Nov. 25, 2015**

* cited by examiner

Primary Examiner — Jennifer Rivard
(74) *Attorney, Agent, or Firm* — Greer, Burns & Crain, Ltd.

Related U.S. Application Data

- (62) Division of application No. 29/498,886, filed on Aug. 8, 2014.
- (51) **LOC (10) Cl.** **28-03**
- (52) **U.S. Cl.**
USPC **D28/53**
- (58) **Field of Classification Search**
USPC D28/44, 49-54
CPC B26B 19/00-19/107; B26B 19/12-19/22;
B26B 19/28-19/36; B26B 19/3806-19/3826;
B26B 19/384; B26B 19/3846; B26B
19/3853-19/3866; B26B 19/3886; B26B
19/42; B26B 19/38
See application file for complete search history.

(57) **CLAIM**

The ornamental design for the hair cutting device housing, as shown and described.

DESCRIPTION

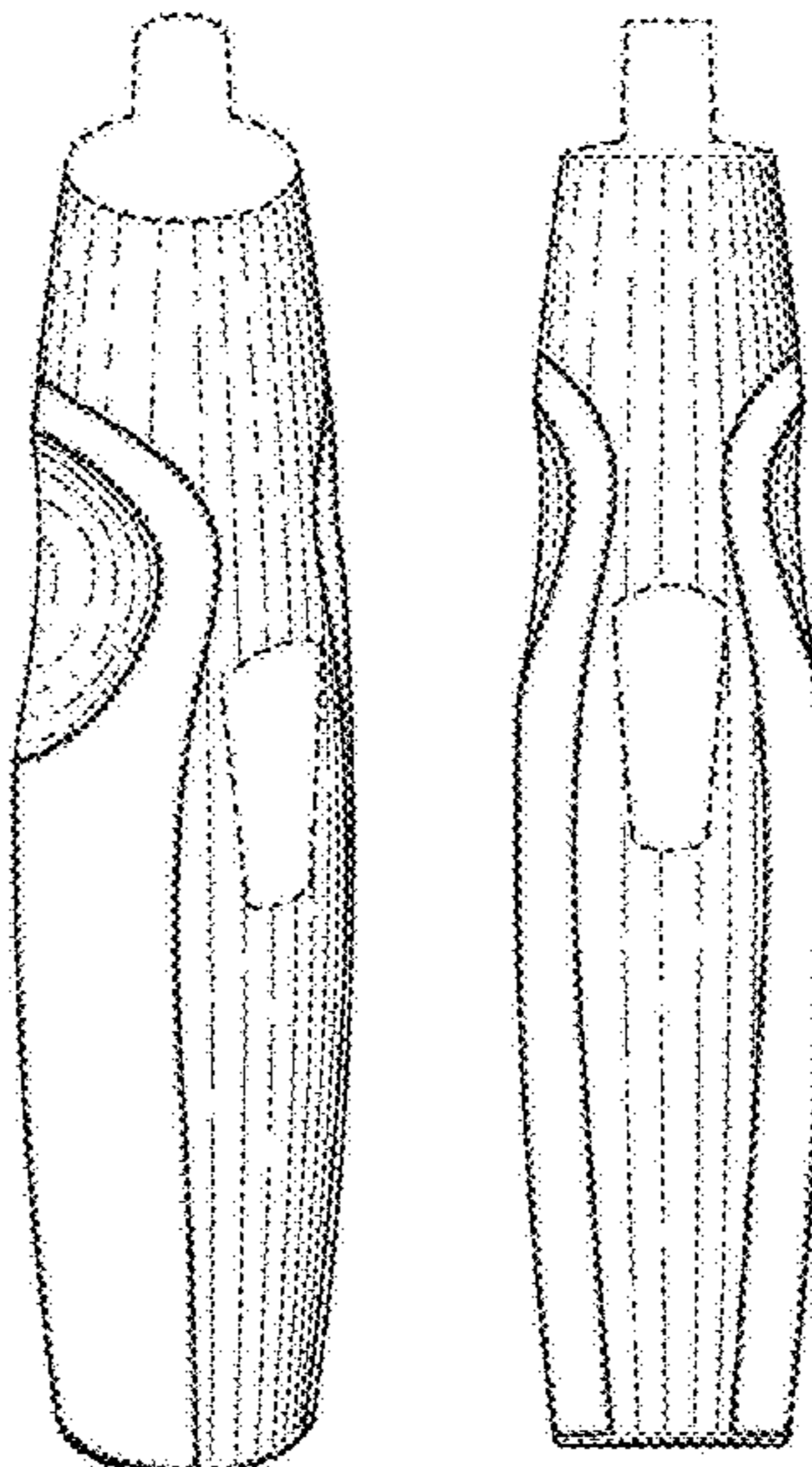
FIG. 1 is a top perspective view of the present hair cutting device housing;
 FIG. 2 is a top view of same;
 FIG. 3 is a right side view of the hair cutting device housing of FIG. 1, both sides being mirror images of each other;
 FIG. 4 is a bottom view of same;
 FIG. 5 is a front view of the hair cutting device housing of FIG. 1; and,
 FIG. 6 is a rear view of same.

The long, dashed broken lines illustrate the cutting element and the button. The remaining short, dashed broken lines around the unshaded elements illustrate portions of the housing. None of the broken lines form part of the claimed design.

(56) **References Cited**
U.S. PATENT DOCUMENTS

D454,980 S	3/2002	Long
D513,343 S	12/2005	Bokelman-Dumas

1 Claim, 3 Drawing Sheets



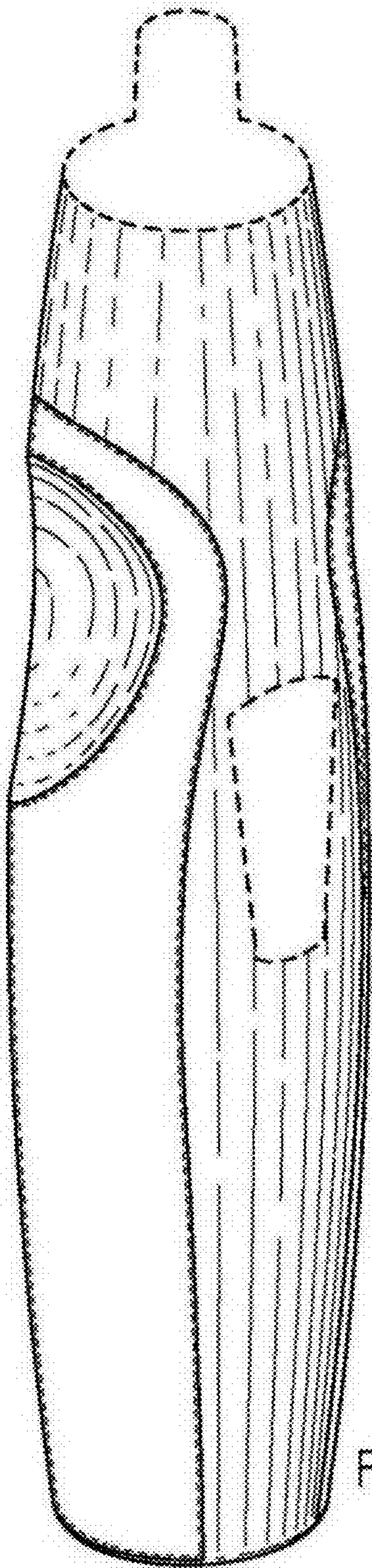


Fig. 1

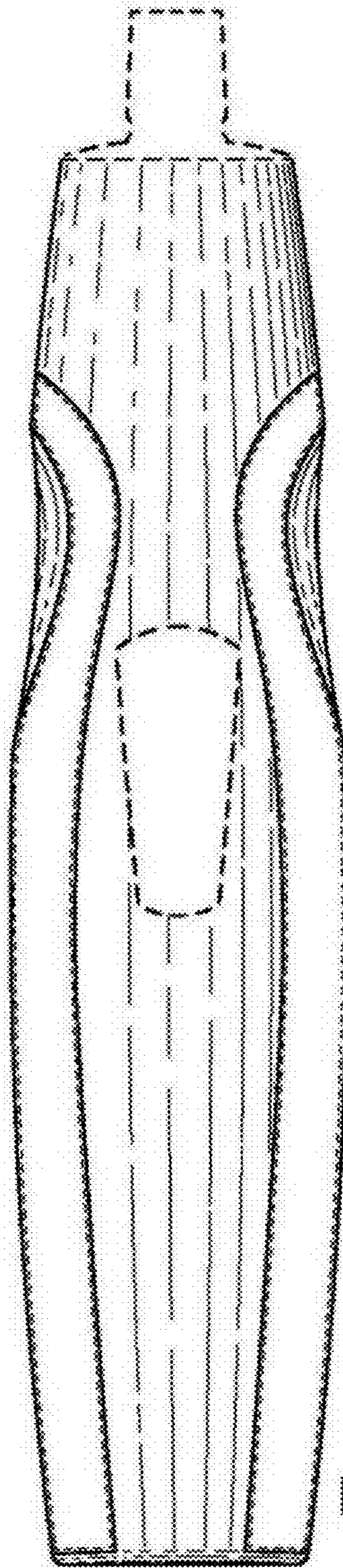


Fig. 2

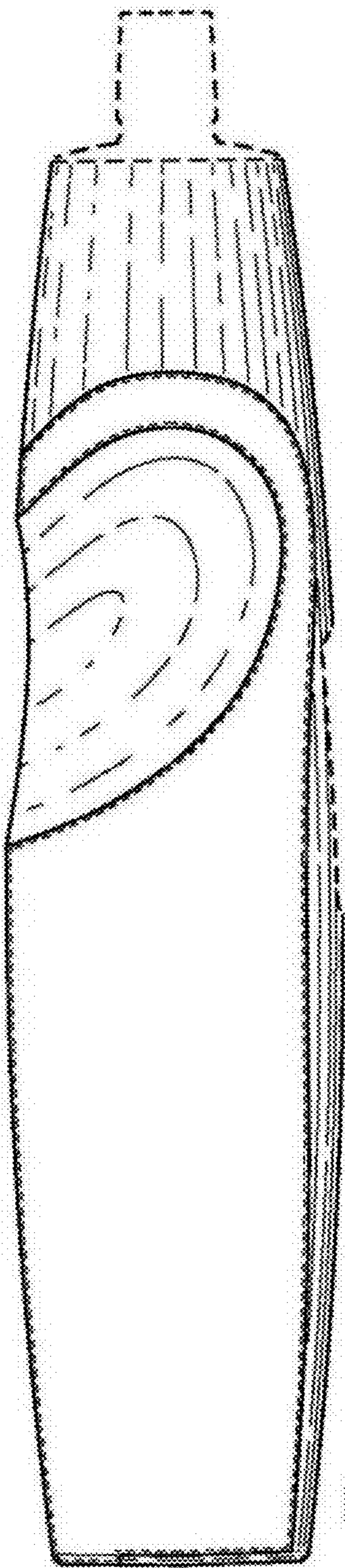


Fig. 3

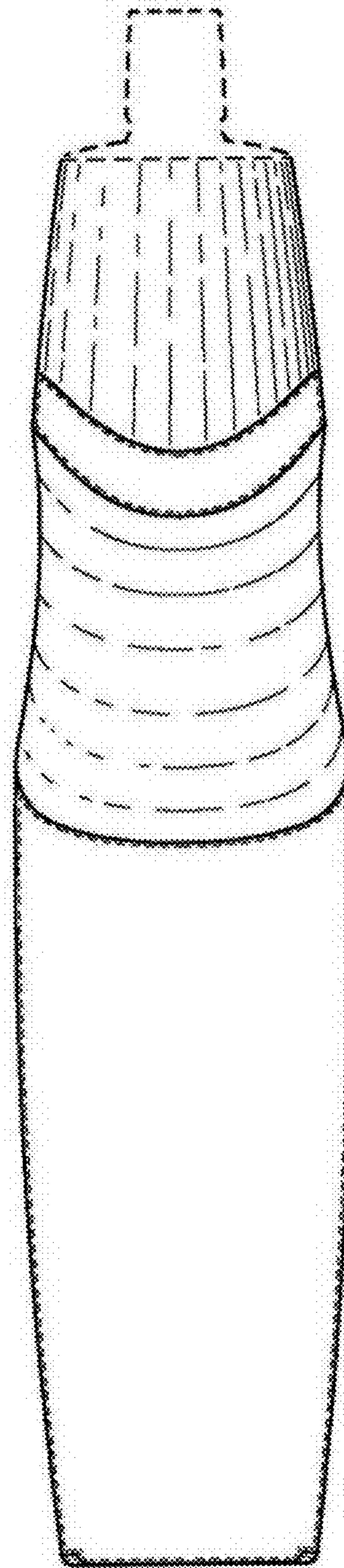


Fig. 4

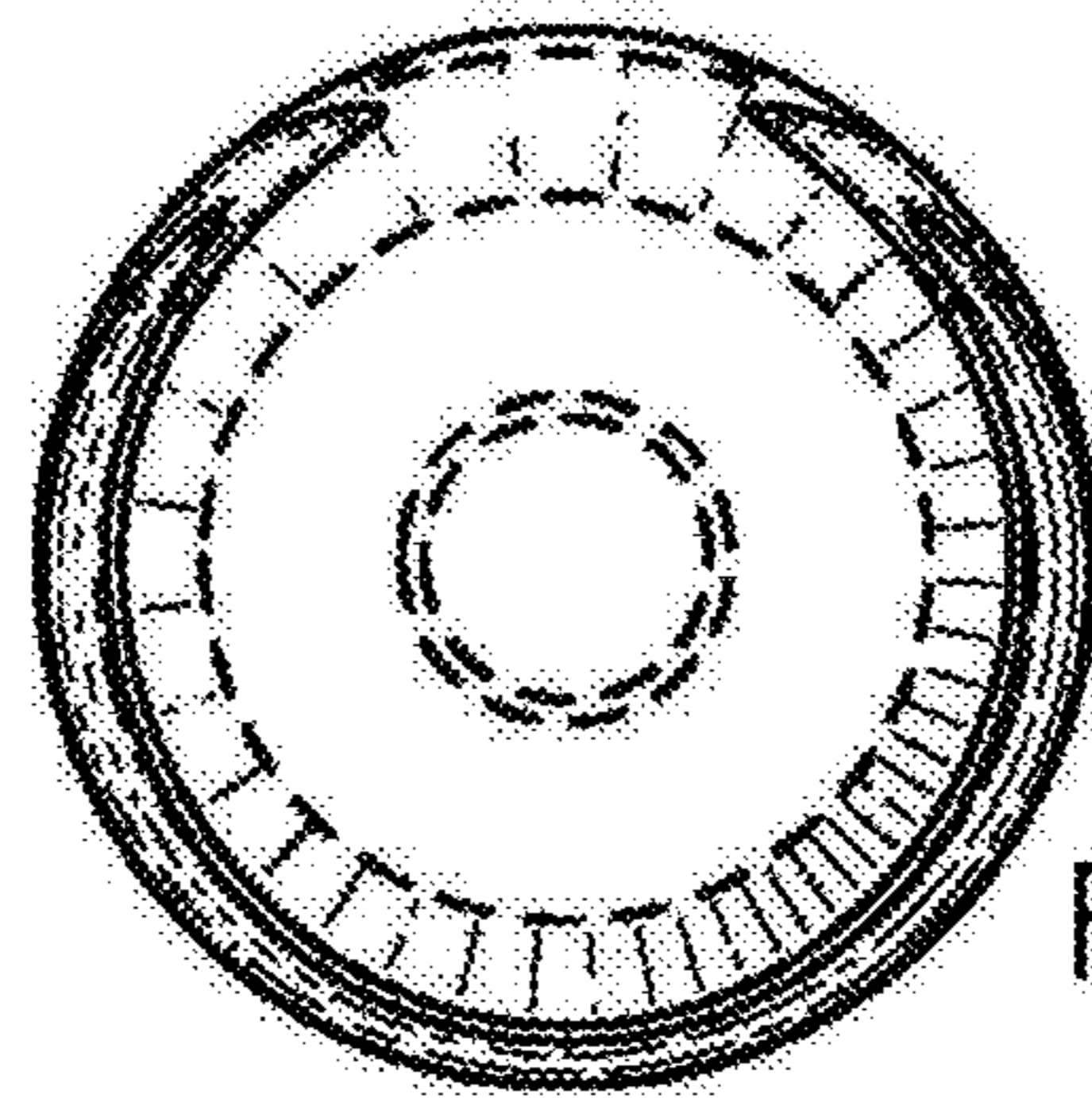


Fig. 5

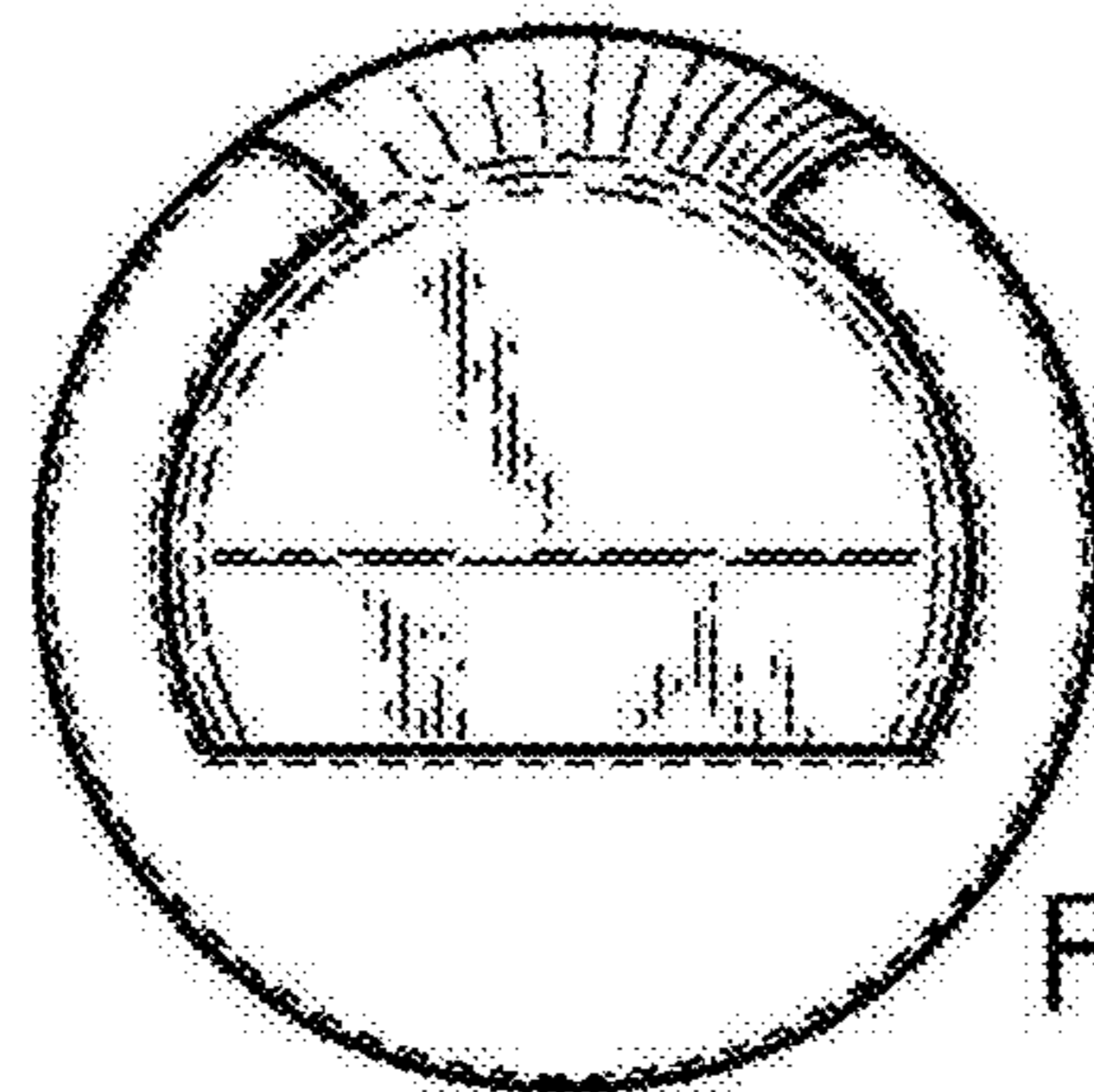


Fig. 6