



US00D757363S

(12) **United States Design Patent**
Sugiyama

(10) **Patent No.:** **US D757,363 S**

(45) **Date of Patent:** **** May 24, 2016**

(54) **NOSE HAIR CUTTER**

(71) Applicant: **Green Bell Co., Ltd.**, Osaka-shi, Osaka (JP)

(72) Inventor: **Mikitoshi Sugiyama**, Osaka (JP)

(73) Assignee: **Green Bell Co., Ltd.**, Osaka-shi, Osaka (JP)

(**) Term: **14 Years**

(21) Appl. No.: **29/471,272**

(22) Filed: **Oct. 30, 2013**

(30) **Foreign Application Priority Data**

Apr. 30, 2013 (JP) 2013-011052

(51) **LOC (10) Cl.** **28-03**

(52) **U.S. Cl.**
USPC **D28/53**

(58) **Field of Classification Search**
USPC 30/29.5, 43.4-43.9; D28/44, 49-54
CPC B26B 19/14-19/148
See application file for complete search history.

(56) **References Cited**

U.S. PATENT DOCUMENTS

5,255,437	A *	10/1993	Chen	30/29.5
D368,984	S *	4/1996	Nakashima et al.	D28/53
5,655,301	A *	8/1997	Dickson	30/29.5
D476,444	S *	6/2003	Hara et al.	D28/53
7,013,566	B1 *	3/2006	Bellm et al.	30/29.5
D602,202	S *	10/2009	Leventhal	D28/53
D637,761	S *	5/2011	Kikawa	D28/53
D674,558	S *	1/2013	Ino	D28/53
D710,054	S *	7/2014	Grabes et al.	D28/44.1
2010/0064520	A1 *	3/2010	Park et al.	30/29.5

* cited by examiner

Primary Examiner — Jennifer Rivard

(74) *Attorney, Agent, or Firm* — Panitch Schwarze Belisario & Nadel LLP

(57) **CLAIM**

The ornamental design for nose hair cutter, as shown and described.

DESCRIPTION

FIG. 1 is a front elevational view of a nose hair cutter in accordance with my new design;

FIG. 2 is a rear elevational view thereof;

FIG. 3 is a top plan view thereof, a bottom plan view being a mirror image thereof;

FIG. 4 is a left side elevational view thereof;

FIG. 5 is a right side elevational view thereof;

FIG. 6 is a front elevational view of the nose hair cutter with the cap removed;

FIG. 7 is a top plan view of the nose hair cutter shown in FIG. 6, a bottom plan view being a mirror image thereof;

FIG. 8 is a rear elevational view of the nose hair cutter shown in FIG. 6;

FIG. 9 is an enlarged left side elevational view of the nose hair cutter shown in FIG. 6;

FIG. 10 is a front elevational view of the nose hair cutter with the cap removed and the inside edge part rotated as compared to FIGS. 6; and,

FIG. 11 is an enlarged left side elevational view of the nose hair cutter shown in FIG. 10.

The broken lines shown in the drawings illustrate the interior portions of the nose hair cutter and form no part of the claimed design.

The cap has been removed in FIGS. 6-11 for convenience of illustration.

1 Claim, 11 Drawing Sheets

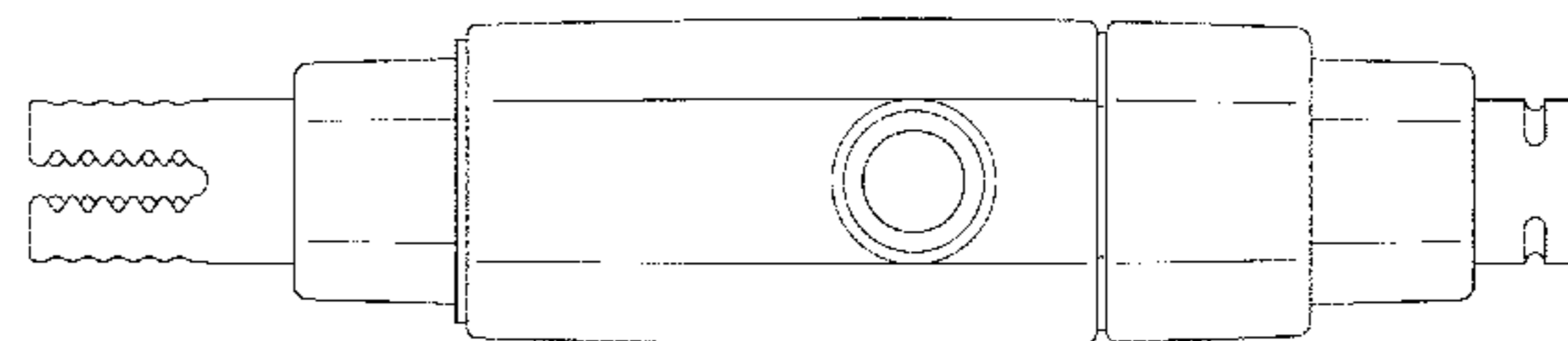
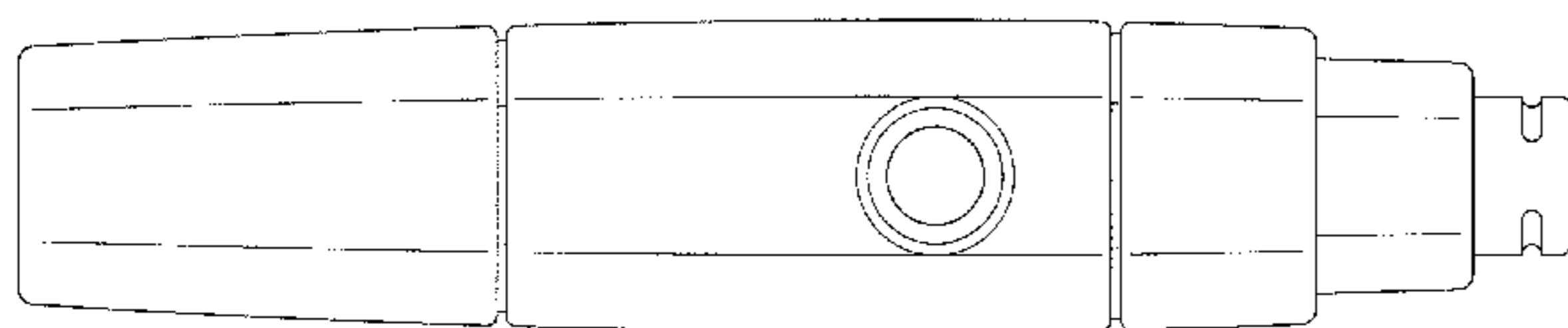


Fig. 1

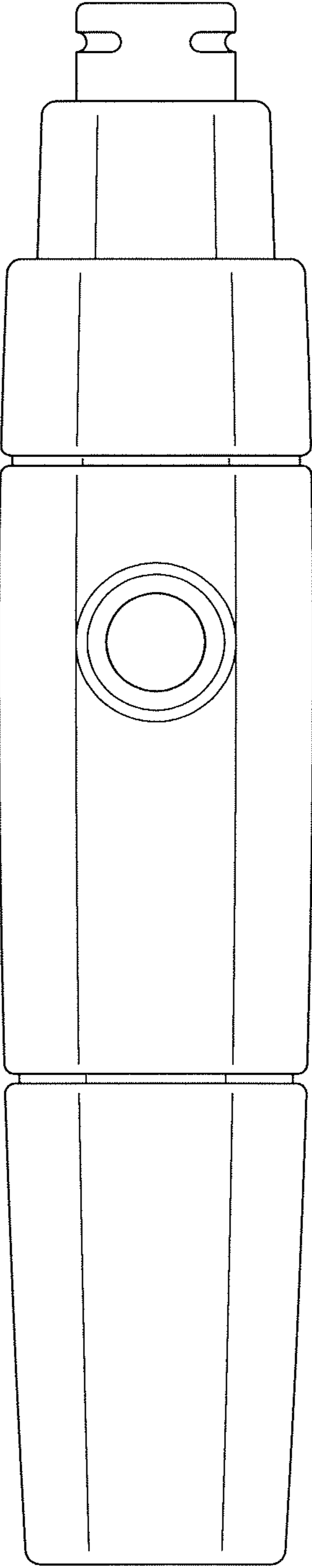


Fig. 2




Fig. 3




Fig.4

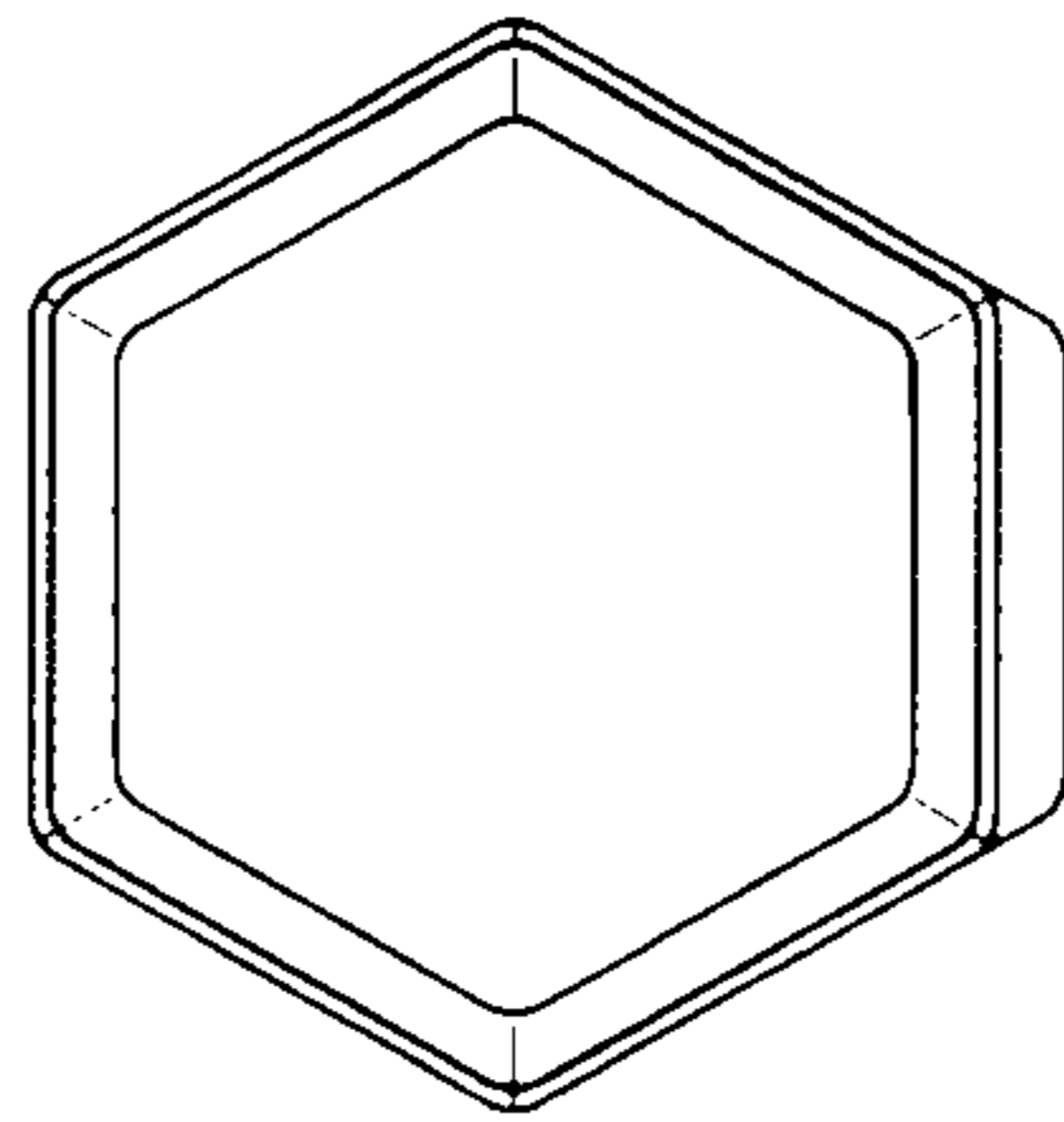


Fig.5

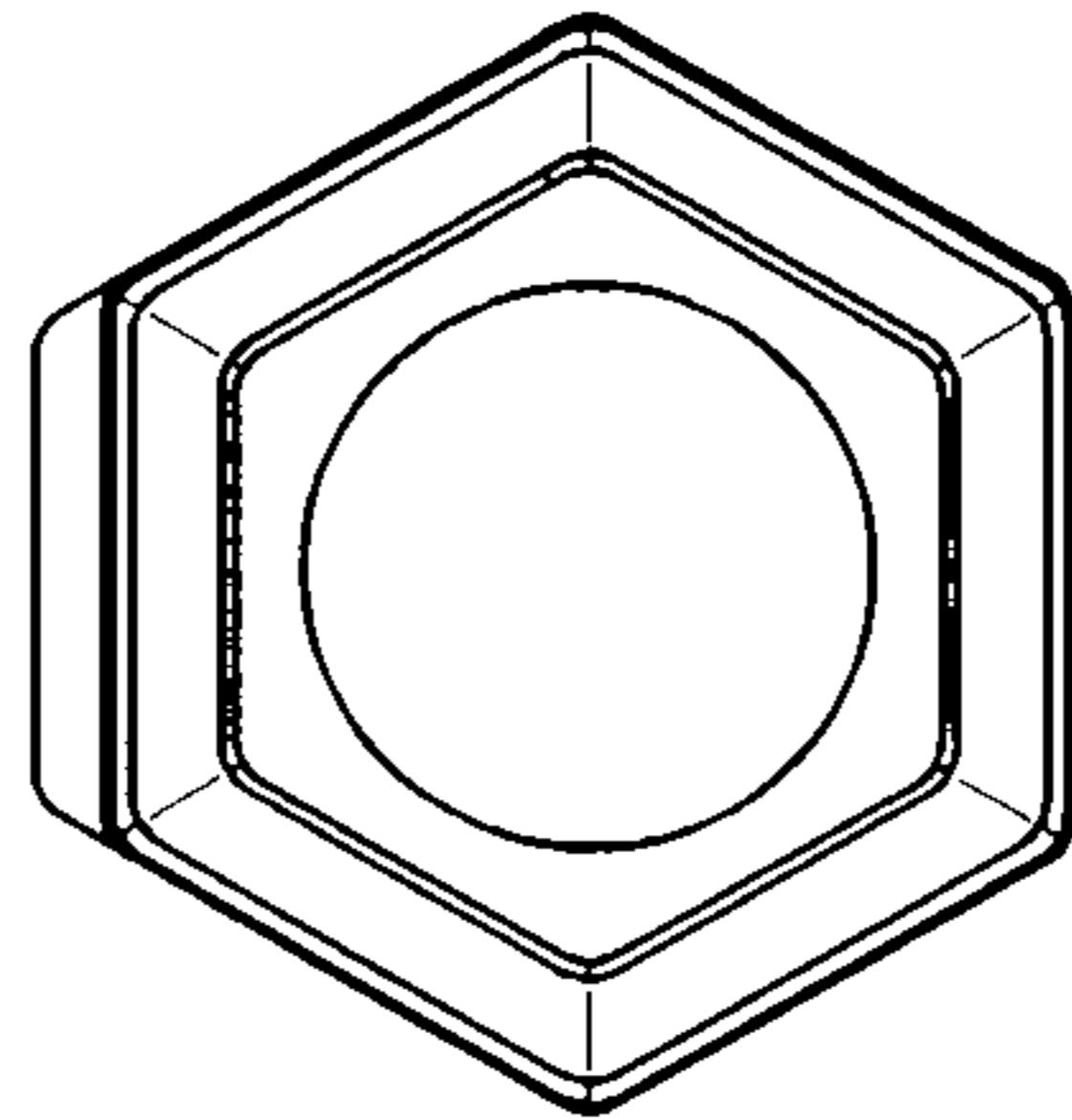


Fig.6

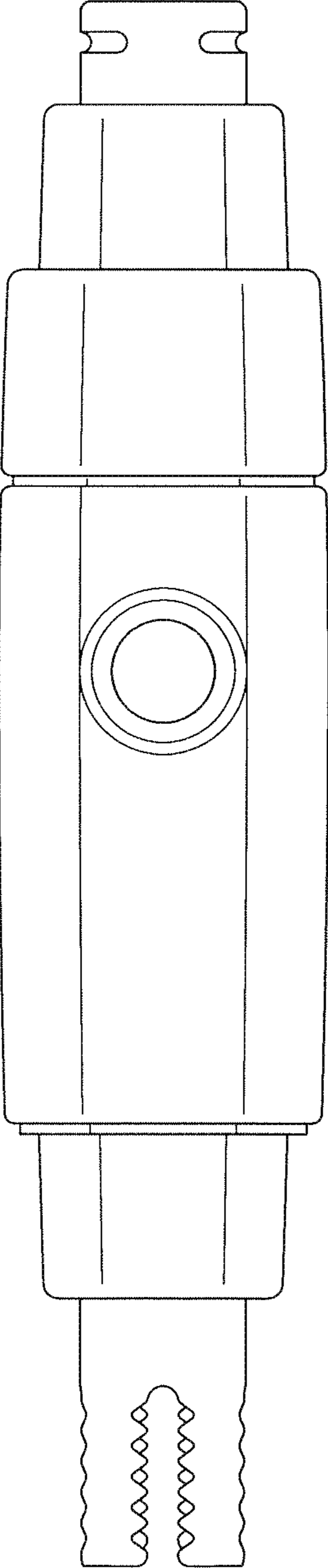


Fig. 7




Fig. 8




Fig.9

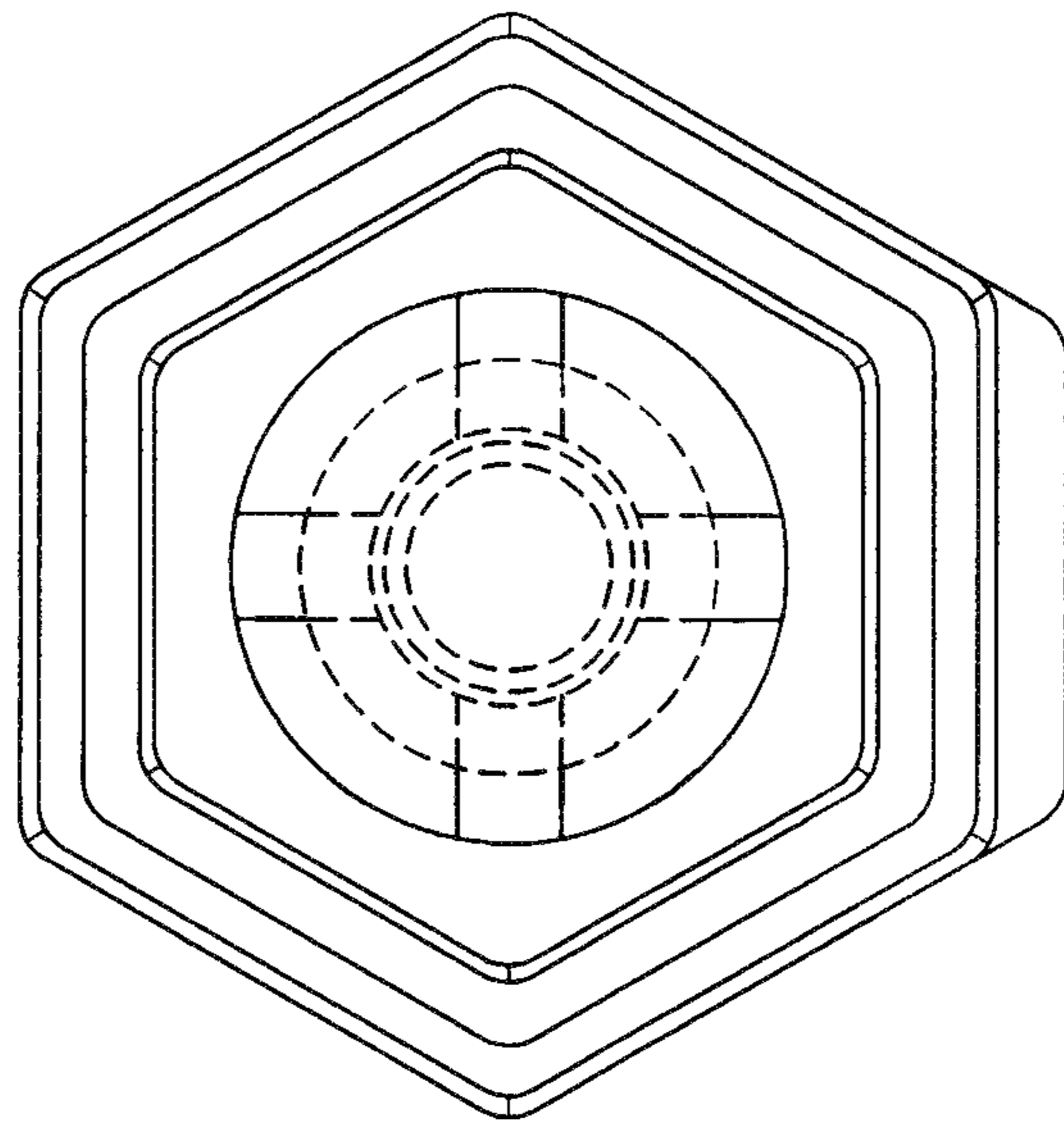


Fig.10

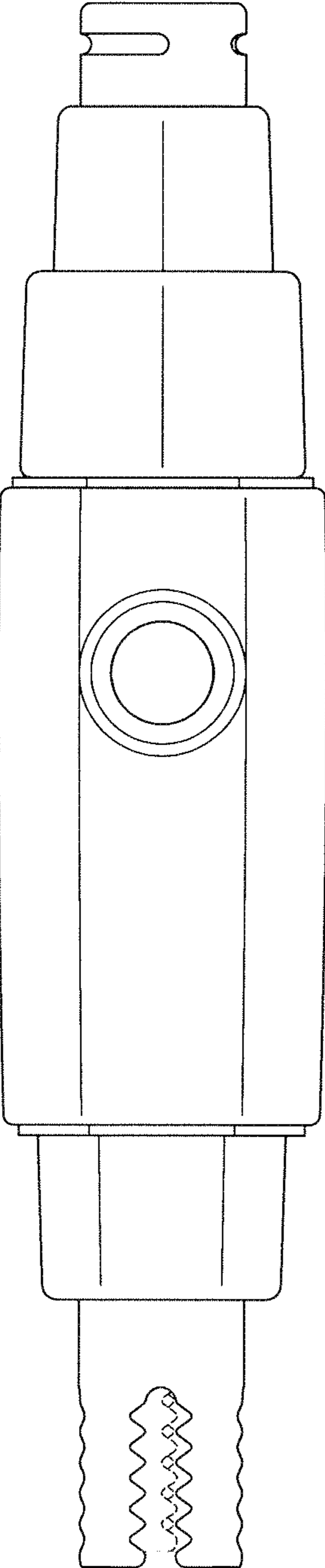


Fig. 11

