



US00D757359S

(12) **United States Design Patent**
Van Keppel et al.

(10) **Patent No.:** **US D757,359 S**
(45) **Date of Patent:** **** May 24, 2016**

- (54) **CIGAR CUTTER KEY CHAIN**
- (71) Applicant: **Xikar, Inc.**, Kansas City, MO (US)
- (72) Inventors: **Kurt Van Keppel**, Leawood, KS (US);
Scott Almsberger, Tonganoxie, KS (US); **Robert Lembke**, Overland Park, KS (US)
- (73) Assignee: **XIKAR, INC.**, Kansas City, MO (US)
- (**) Term: **14 Years**
- (21) Appl. No.: **29/508,761**
- (22) Filed: **Nov. 11, 2014**
- (51) **LOC (10) Cl.** **27-99**
- (52) **U.S. Cl.**
USPC **D27/195**; D3/210
- (58) **Field of Classification Search**
USPC D27/195, 193, 194; D8/33, 34, 105;
D3/207, 208, 209, 210, 211; 30/109,
30/111, 112, 113; 131/243, 246, 248, 249,
131/250, 251, 252
CPC A24F 13/26; A24F 13/24
See application file for complete search history.

(56) **References Cited**

U.S. PATENT DOCUMENTS

- D380,895 S * 7/1997 Tsui D3/208
- 5,722,430 A * 3/1998 Bentley A24F 13/26
131/243
- 5,893,212 A * 4/1999 Meister A24F 13/26
30/113
- D410,109 S 5/1999 Van Keppel et al.
- 5,937,523 A 8/1999 Van Keppel et al.
- 6,076,260 A * 6/2000 Williamson, IV A24F 13/26
30/113
- D455,006 S * 4/2002 Pinchuk D3/209
- D455,521 S * 4/2002 Park D27/195
- 6,708,409 B2 * 3/2004 Yu A24F 13/26
131/253
- D577,485 S * 9/2008 Mohs D3/207

- D587,899 S * 3/2009 Oksanen D3/207
- D630,794 S * 1/2011 Cohen Harel D27/195
- D680,732 S * 4/2013 Nagy D3/207
- D704,931 S * 5/2014 Abellera D3/207

OTHER PUBLICATIONS

Xikar Fall 2008 catalog, front and back cover, p. 20-21; published in the USA by Xikar, Inc.
Xikar Fall 2012 catalog, front and back cover, p. 1-6, 13, 22, 24; published in the USA by Xikar, Inc.
Xikar Fall 2013 catalog, front and back cover, p. 1-2, 6, 10; published in the USA by Xikar, Inc.

* cited by examiner

Primary Examiner — Rosemary K Tarcza
Assistant Examiner — Yolanda Robinson

(74) *Attorney, Agent, or Firm* — Erickson Kernell
Derousseau & Kleypas, LLC

(57) **CLAIM**

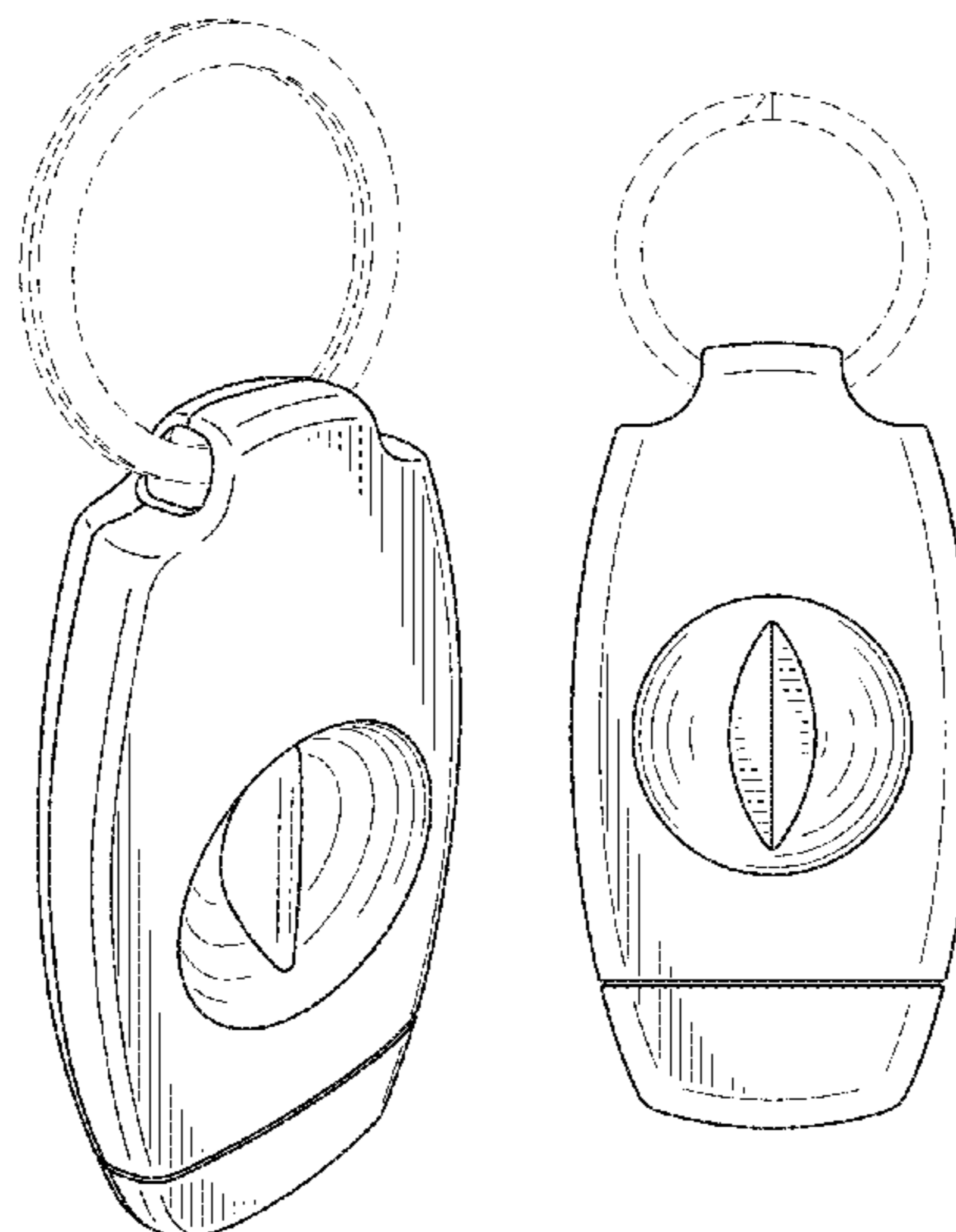
The ornamental design for a cigar cutter key chain, as shown and described.

DESCRIPTION

FIG. 1 is a perspective view of the cigar cutter key chain in accordance with the present invention;
FIG. 2 is a top plan view of the cigar cutter key chain shown in FIG. 1;
FIG. 3 is a front elevation view of the cigar cutter key chain shown in FIG. 1;
FIG. 4 is a rear elevation view of the cigar cutter key chain shown in FIG. 1;
FIG. 5 is an elevation view of one side of the cigar cutter key chain shown in FIG. 1, the other side being a mirror image thereof; and,
FIG. 6 is a bottom plan view of the cigar cutter key chain shown in FIG. 1.

The broken lines shown in the drawings are included for the purpose of illustrating environmental structure and form no part of the claimed design.

1 Claim, 2 Drawing Sheets



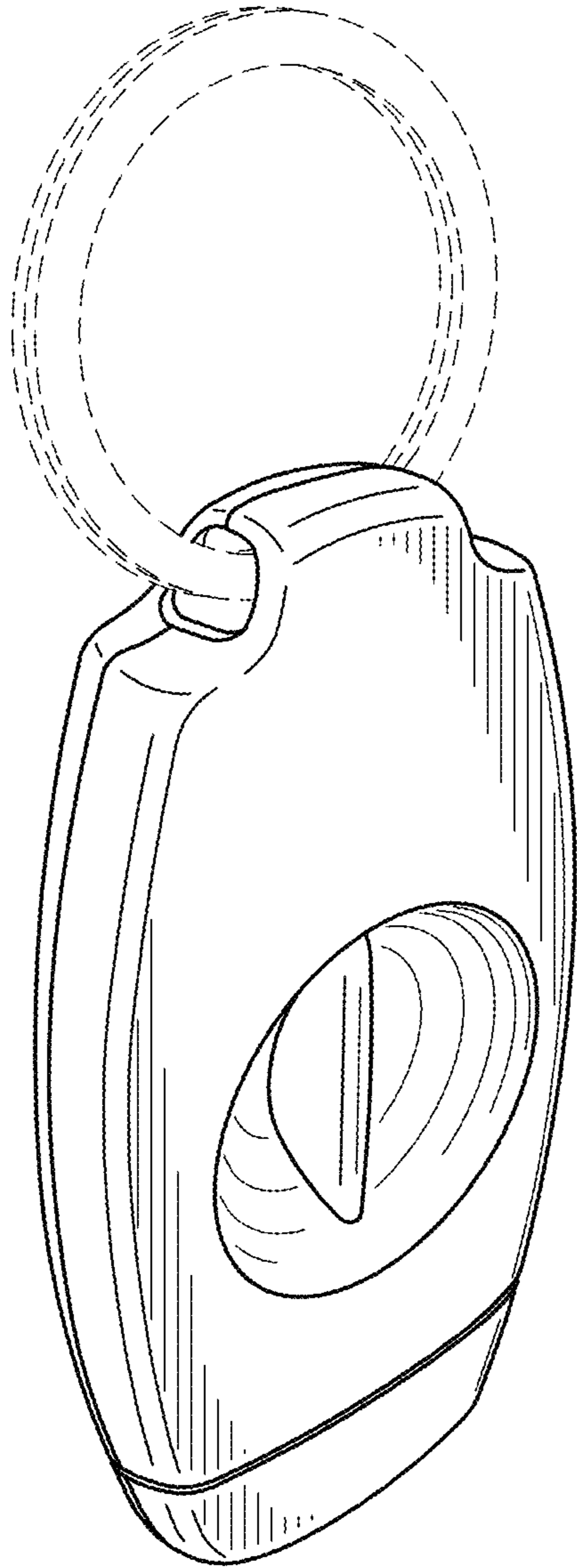


Fig. 1

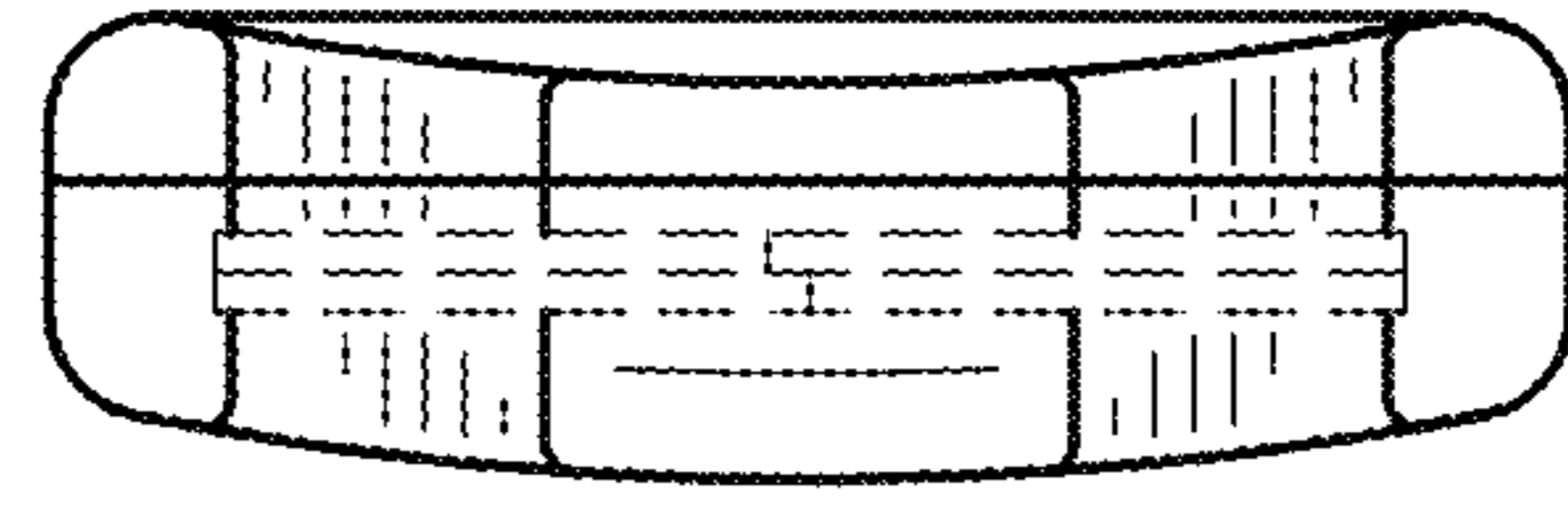


Fig. 2

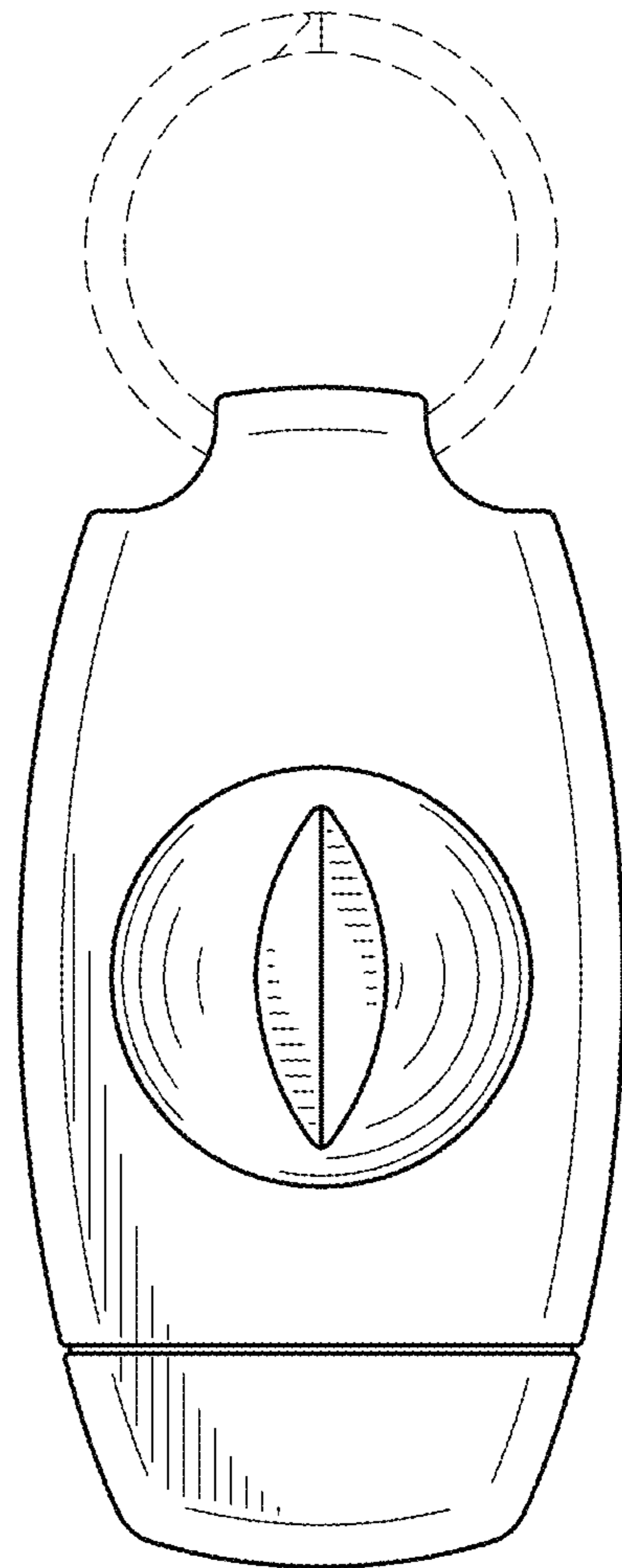


Fig. 3

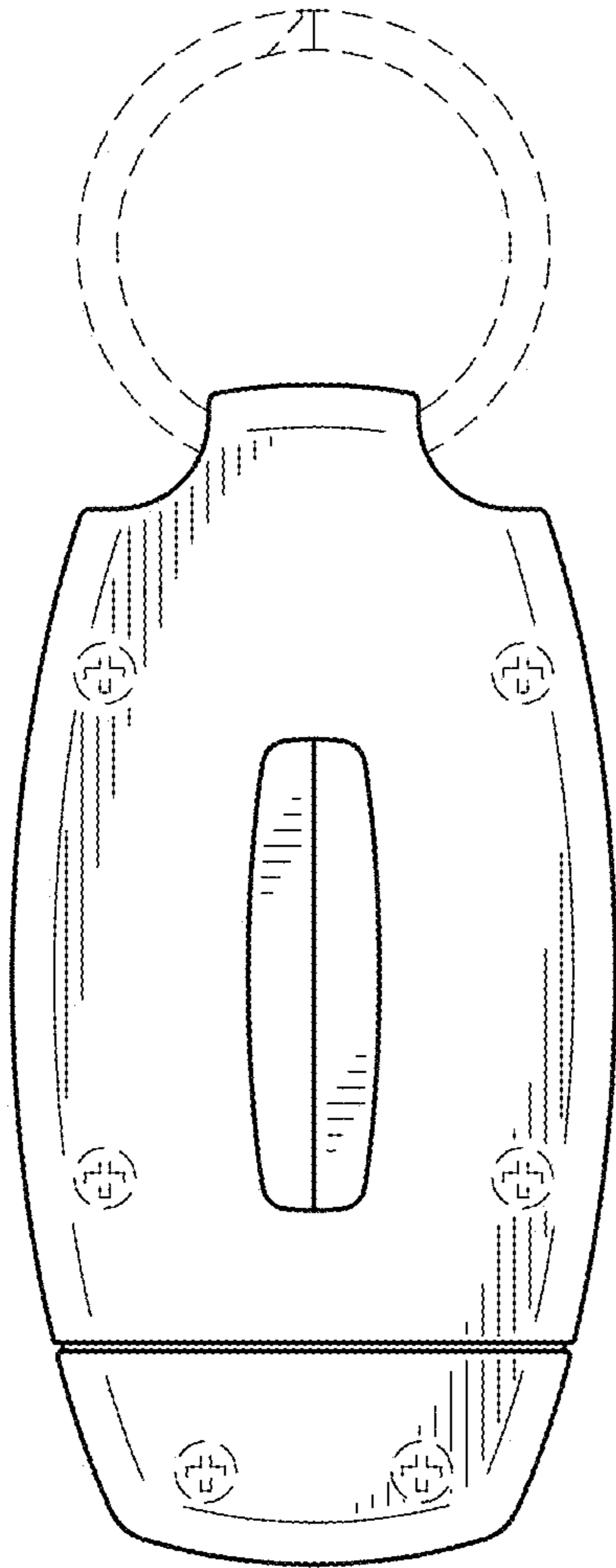


Fig. 4



Fig. 5

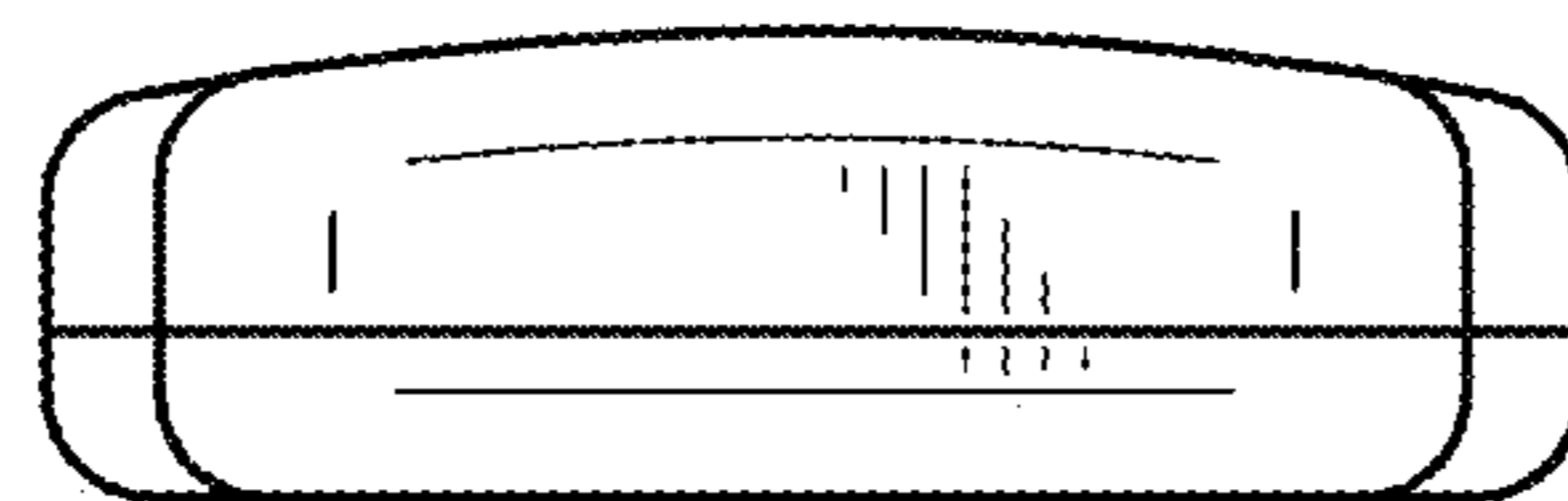


Fig. 6