



US00D757341S

(12) **United States Design Patent**
Marijnissen et al.

(10) **Patent No.:** **US D757,341 S**
(45) **Date of Patent:** **** May 24, 2016**

(54) **FLOOR LAMP**

(71) Applicant: **KONINKLIJKE PHILIPS N.V.**,
Eindhoven (NL)
(72) Inventors: **Cornelia Antonia Josepha Lilian**
Marijnissen, Roosendaal (NL); **Aeneas**
Johannes Fletterman, Eindhoven (NL)
(73) Assignee: **Koninklijke Philips N.V.**, Eindhoven
(NL)
(**) Term: **14 Years**
(21) Appl. No.: **29/486,229**
(22) Filed: **Mar. 27, 2014**

(30) **Foreign Application Priority Data**
Sep. 30, 2013 (EM) 002317974
(51) **LOC (10) Cl.** **26-03**
(52) **U.S. Cl.**
USPC **D26/107**
(58) **Field of Classification Search**
USPC D26/24, 93, 106, 107, 108, 110, 112
CPC F21S 6/00; F21S 6/002; F21S 8/043;
F21S 8/08; F21V 21/02; F21V 21/116;
F21W 2131/30; F21Y 2105/00
See application file for complete search history.

(56) **References Cited**

U.S. PATENT DOCUMENTS

D502,282	S	*	2/2005	Waldmann	D26/107
D529,222	S	*	9/2006	Waldmann	D26/107
D539,970	S	*	4/2007	Waldmann	D26/107
D641,915	S	*	7/2011	Waldmann	D26/90
D645,198	S	*	9/2011	Waldmann	D26/93
D732,725	S	*	6/2015	Lonsdale	D26/107

* cited by examiner

Primary Examiner — Brian N Vinson


(57) **CLAIM**

The ornamental design for a floor lamp, as shown and described .

DESCRIPTION

FIG. 1 is a perspective view showing my design;
FIG. 2 is a front elevational view thereof;
FIG. 3 is a rear elevational view thereof;
FIG. 4 is a right side elevational view thereof;
FIG. 5 is a left side elevational view thereof;
FIG. 6 is a top plan view thereof; and,
FIG. 7 is a bottom plan view thereof.
The broken lines shown in the figures are included for the purpose of illustrating portions of the floor lamp and form no part of the claimed design.

1 Claim, 4 Drawing Sheets



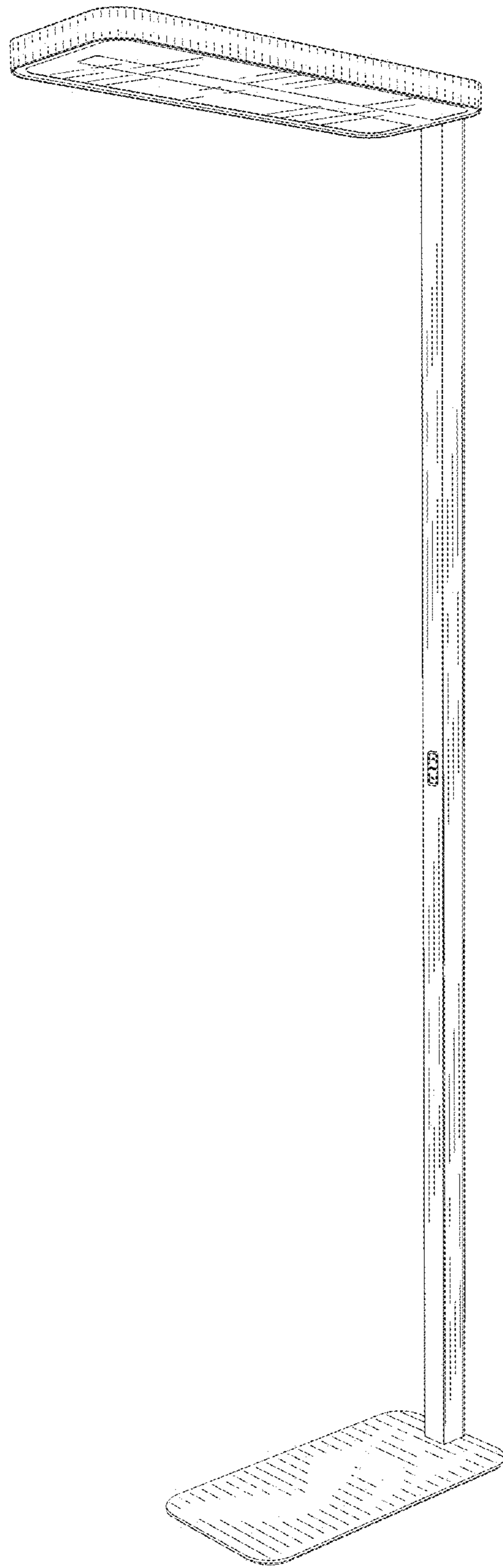


FIG. 1

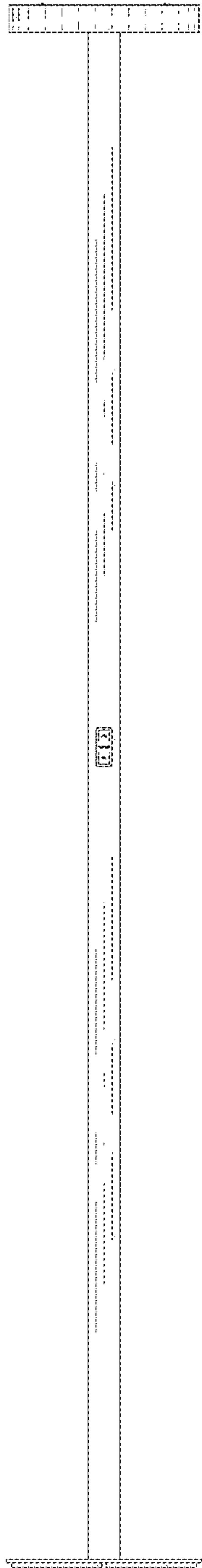


FIG. 2

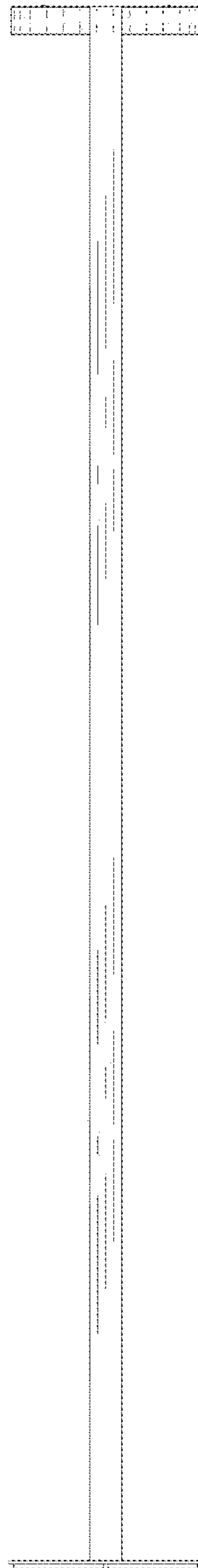


FIG. 3




FIG. 4




FIG. 5




FIG. 6

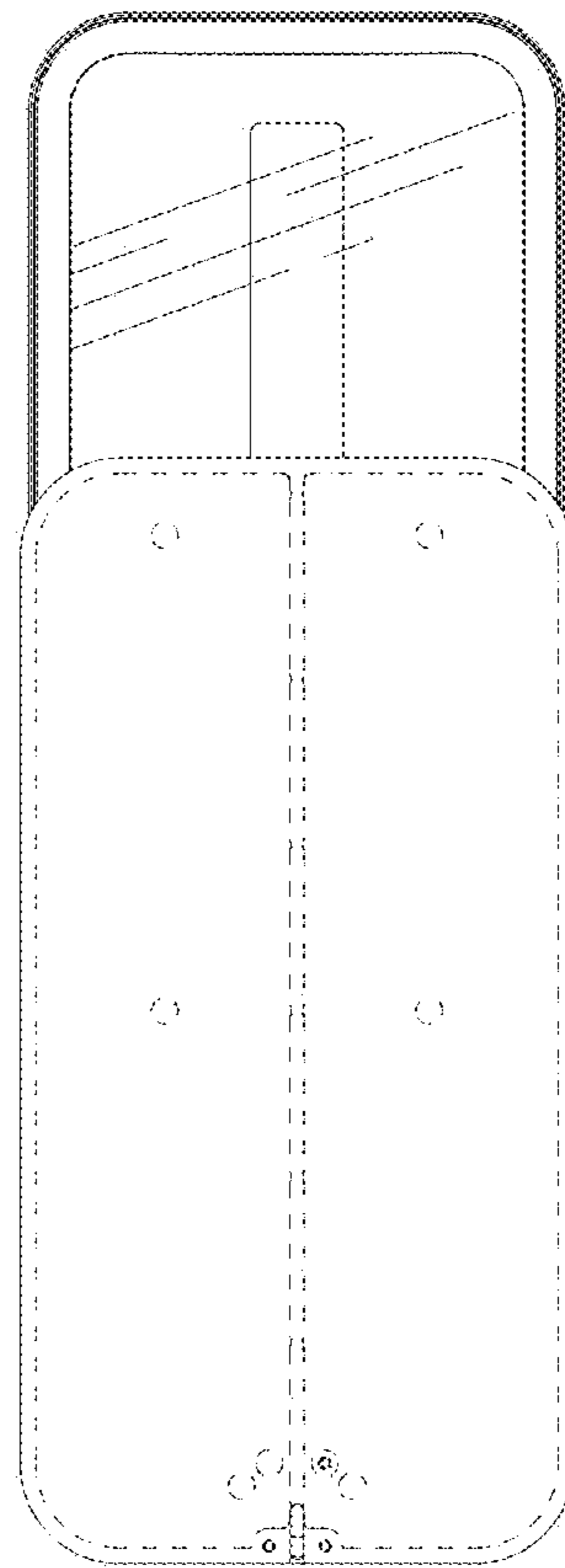


FIG. 7