



US00D757337S

(12) **United States Design Patent**  
**Li**

(10) **Patent No.:** **US D757,337 S**

(45) **Date of Patent:** **\*\* May 24, 2016**

(54) **ELECTRONIC CANDLE**

(71) Applicant: **Xiaofeng Li**, Shenzhen (CN)

(72) Inventor: **Xiaofeng Li**, Shenzhen (CN)

(\*\*) Term: **14 Years**

(21) Appl. No.: **29/518,430**

(22) Filed: **Feb. 24, 2015**

(51) **LOC (10) Cl.** ..... **26-03**

(52) **U.S. Cl.**  
USPC ..... **D26/96**

(58) **Field of Classification Search**  
USPC ..... D26/4, 5, 6, 7, 9, 96  
CPC ..... F21S 6/00; F21S 6/001; F21S 10/04;  
F21S 10/10; F21S 10/043; F21S 8/08; F21S  
48/115; F21V 21/00; F21V 35/00; F21W  
2121/00; C11C 5/002; C11C 5/0046  
See application file for complete search history.

(56) **References Cited**

**U.S. PATENT DOCUMENTS**

1,507,371	A	9/1924	Goodridge	
2,451,725	A *	10/1948	Franklin	..... C11C 5/006 29/600
5,078,591	A *	1/1992	Despres	..... F21S 13/00 431/288
D406,379	S *	3/1999	Andrews	..... D26/96
6,198,229	B1	3/2001	McCloud et al.	
D488,582	S *	4/2004	Connelly	..... D26/96
D569,541	S *	5/2008	Shiu	..... D26/96
D669,615	S *	10/2012	Delcotto	..... D26/6
D706,963	S *	6/2014	Thompson	..... D26/4
8,789,986	B2 *	7/2014	Li	..... F21S 6/001 362/393
D735,399	S *	7/2015	Liu	..... D26/96
D739,069	S *	9/2015	Bologeorges	..... D26/13
D739,573	S *	9/2015	Li	..... D26/4

2005/0007779	A1	1/2005	Nozawa et al.
2005/0169812	A1	8/2005	Helf et al.
2005/0196716	A1	9/2005	Haab et al.
2013/0163249	A1	6/2013	Miura
2014/0211499	A1	7/2014	Fong et al.
2014/0254148	A1	9/2014	Fournier
2014/0268704	A1	9/2014	Yang
2014/0313694	A1	10/2014	Patton et al.
2015/0036348	A1	2/2015	Dong

**OTHER PUBLICATIONS**

U.S. Appl. No. 29/512,019, filed Dec. 16, 2014, Li, Design application.  
 U.S. Appl. No. 29/512,307, filed Dec. 18, 2014, Li, Design application.  
 U.S. Appl. No. 29/512,312, filed Dec. 18, 2014, Li, Design application.  
 U.S. Appl. No. 29/516,626, filed Feb. 4, 2015, Li, Design application.  
 U.S. Appl. No. 29/516,629, filed Feb. 4, 2015, Li, Design application.

\* cited by examiner

*Primary Examiner* — Brian N Vinson  
(74) *Attorney, Agent, or Firm* — Perkins Coie LLP

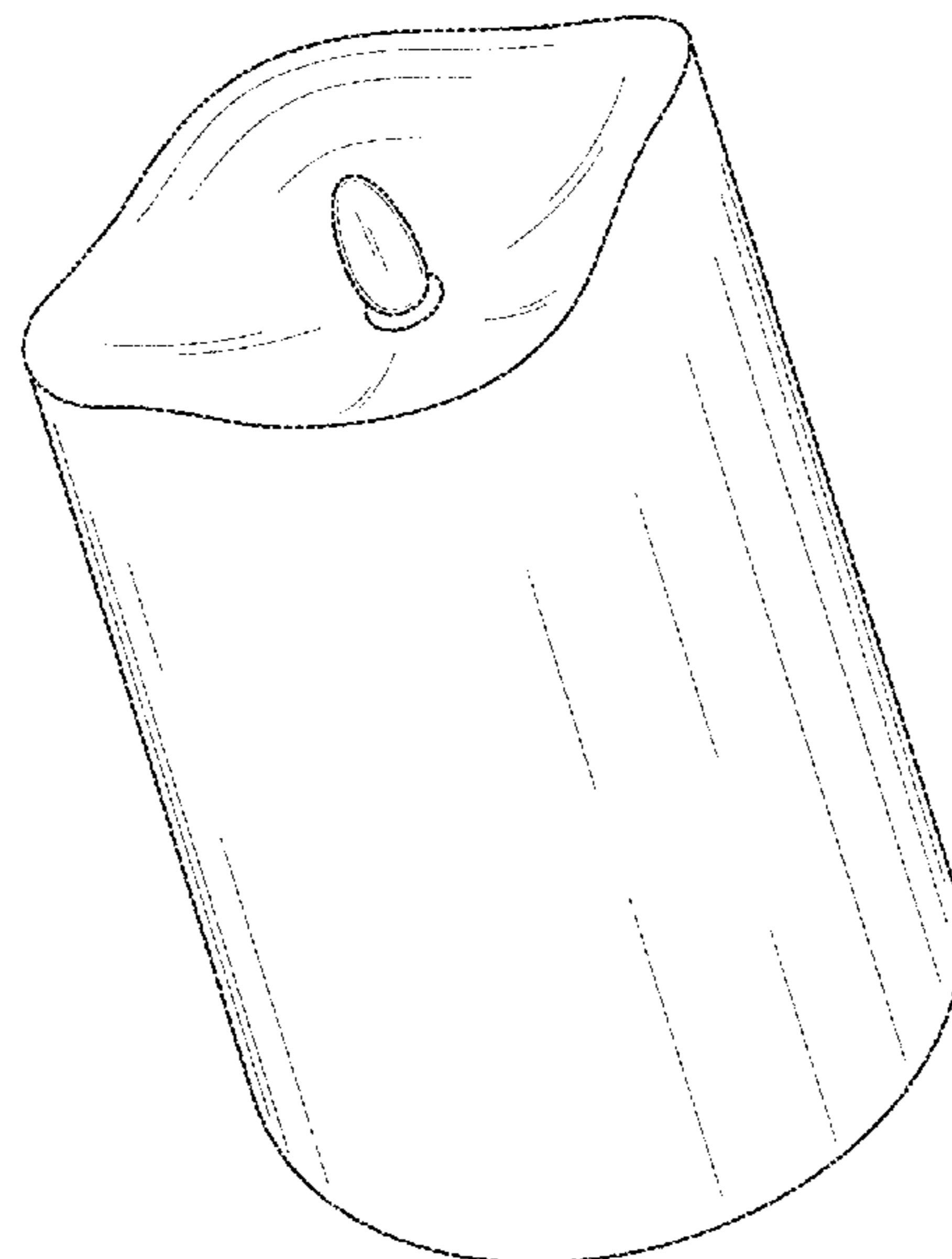
(57) **CLAIM**

The ornamental design for an electronic candle, as shown and described.

**DESCRIPTION**

FIG. 1 is a front view of the electronic candle of the present disclosure;  
 FIG. 2 is a rear view of the electronic candle of FIG. 1;  
 FIG. 3 is a left side view of the electronic candle of FIG. 1;  
 FIG. 4 is a right side view of the electronic candle of FIG. 1;  
 FIG. 5 is a top view of the electronic candle of FIG. 1;  
 FIG. 6 is a bottom view of the electronic candle of FIG. 1; and,  
 FIG. 7 is a top perspective view of the electronic candle of FIG. 1.  
 The broken-line disclosure represents portions of the electronic candle which form no part of the claimed design.

**1 Claim, 6 Drawing Sheets**







Fig. 1



**Fig. 2**




Fig. 3


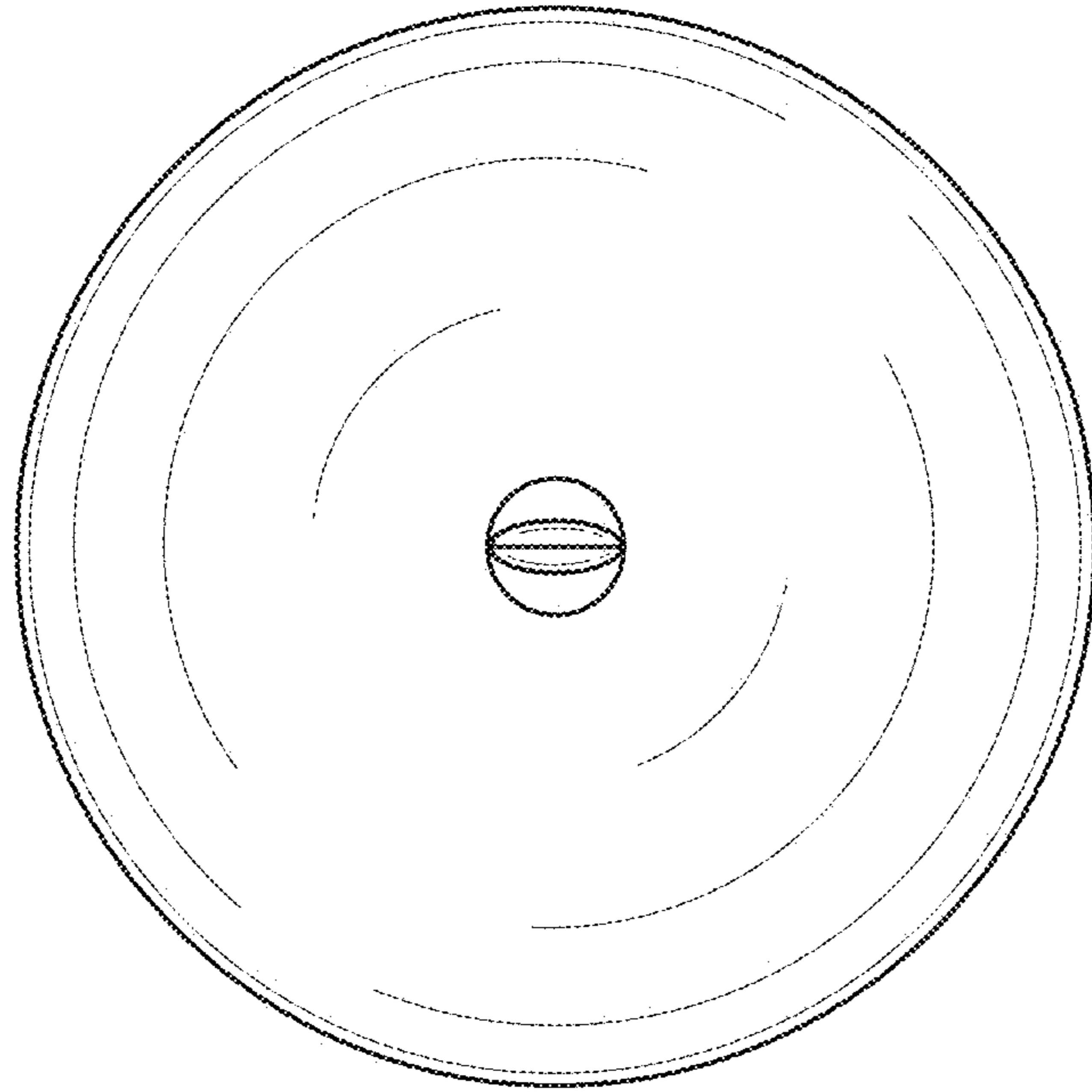
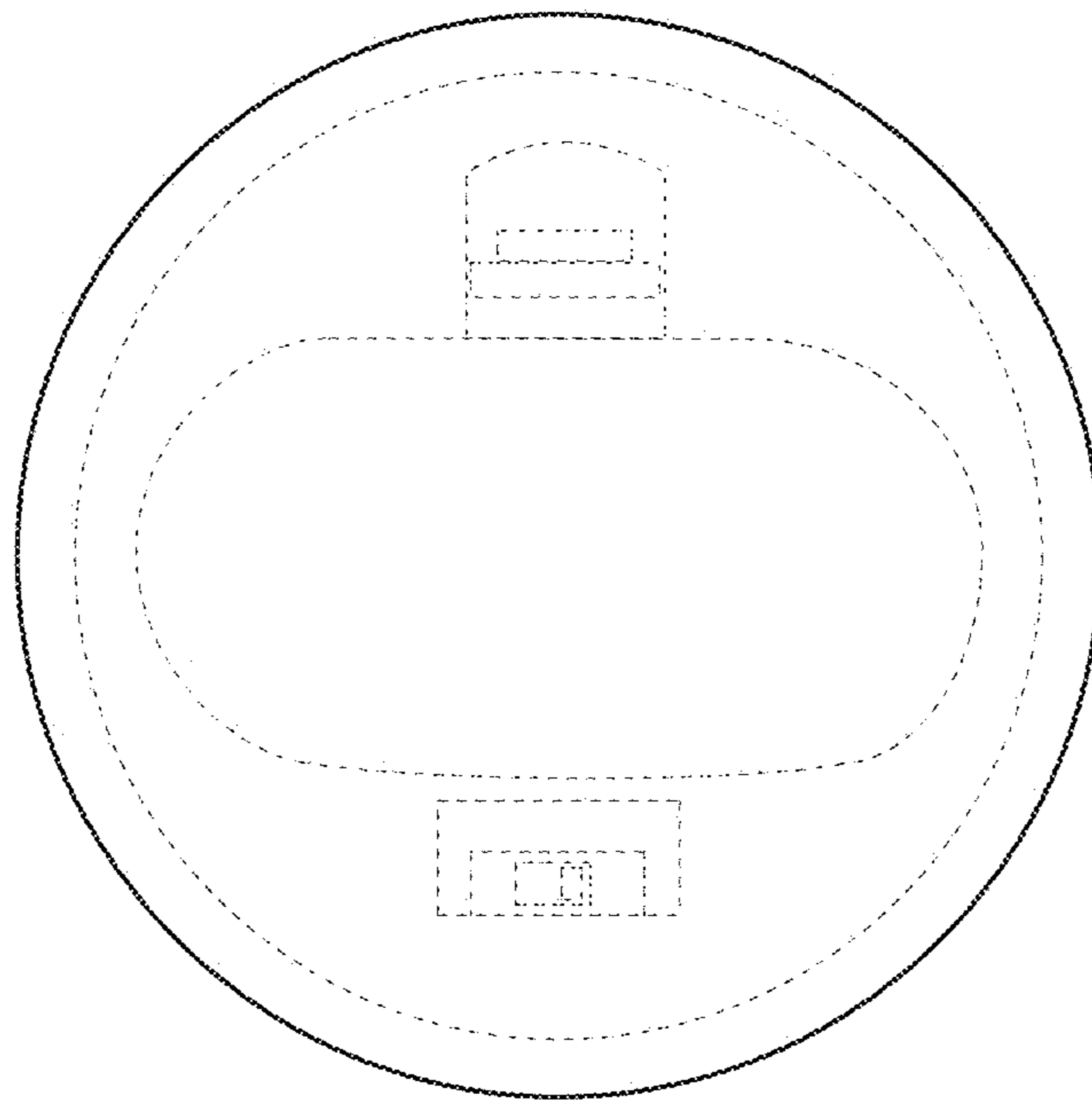



Fig. 4



**Fig. 5**



**Fig. 6**



**Fig. 7**